




Department of Communities and Justice
2020-21

ANNUAL REPORT

Volume 2 Audited consolidated financial
statements for the year ended
30 June 2021







CONTENTS

1. Department of Communities and Justice consolidated financial statements, including:	5
1.1 Department of Communities and Justice	5
1.2 John Williams Memorial Charitable Trust	121
2. Home Purchase Assistance Fund	142

1.1 DEPARTMENT OF COMMUNITIES AND JUSTICE

Financial statements for the year ended 30 June 2021

Contents

Certification

Independent Auditor's Report.....	5
Statement by the Secretary	10

Primary financial statements

Statement of Comprehensive Income	11
Statement of Financial Position.....	12
Statement of Changes in Equity	13
Statement of Cash Flows.....	15

Overview

Notes to the financial statements

1. Statement of Significant Accounting Policies	17
2. Expenses excluding losses	25
3. Revenue	29
4. Loss on disposal.....	38
5. Other gains / losses	38
6. Conditions and restrictions on income.....	38
7. Transfer payments	39
8. Consolidated State Outcome statements	41
9. Cash and cash equivalents	49
10. Receivables	50
11. Inventories.....	53
12. Property, plant and equipment	54
13. Leases.....	72
14. Intangible assets	78
15. Non-current assets held for sale	80
16. Fair value measurement of non-financial assets	80
17. Payables	87
18. Borrowings	88
19. Provisions.....	90
20. Other liabilities	95
21. Increase / (decrease) in net assets from equity transfers	96
22. Commitments for expenditure	101
23. Contingent liabilities and contingent assets	101
24. Budget Review	103
25. Reconciliation of cash flows from operating activities to net result.....	106
26. Financial instruments	107
27. Trust Funds	116
28. Administered Assets and Liabilities.....	117
29. Victims Support Fund.....	117
30. Related party disclosures	118
31. COVID-19 disclosures.....	119
32. Events after the reporting period.....	120



INDEPENDENT AUDITOR'S REPORT

Department of Communities and Justice

To Members of the New South Wales Parliament

Opinion

I have audited the accompanying financial statements of the Department of Communities and Justice (the Department), which comprise the Statement by the Secretary, the Statement of Comprehensive Income for the year ended 30 June 2021, the Statement of Financial Position as at 30 June 2021, the Statement of Changes in Equity and the Statement of Cash Flows for the year then ended, notes comprising a Statement of Significant Accounting Policies and other explanatory information of the Department and the consolidated entity. The consolidated entity comprises the Department and the entities it controlled at the year's end or from time to time during the financial year.

In my opinion, the financial statements:

- have been prepared in accordance with Australian Accounting Standards and the applicable financial reporting requirements of the *Government Sector Finance Act 2018* (GSF Act), the Government Sector Finance Regulation 2018 (GSF Regulation) and the Treasurer's Directions
- presents fairly the financial position, financial performance and cash flows of the Department and the consolidated entity.

My opinion should be read in conjunction with the rest of this report.

Basis for Opinion

I conducted my audit in accordance with Australian Auditing Standards. My responsibilities under the standards are described in the 'Auditor's Responsibilities for the Audit of the Financial Statements' section of my report.

I am independent of the Department and the consolidated entity in accordance with the requirements of the:

- Australian Auditing Standards
- Accounting Professional and Ethical Standards Board's APES 110 'Code of Ethics for Professional Accountants (including Independence Standards)' (APES 110).

I have fulfilled my other ethical responsibilities in accordance with APES 110.

Parliament promotes independence by ensuring the Auditor-General and the Audit Office of New South Wales are not compromised in their roles by:

- providing that only Parliament, and not the executive government, can remove an Auditor-General
- mandating the Auditor-General as auditor of public sector agencies
- precluding the Auditor-General from providing non-audit services.

I believe the audit evidence I have obtained is sufficient and appropriate to provide a basis for my audit opinion.

Key Audit Matters

Key audit matters are those matters that, in my professional judgement, were of most significance in my audit of the financial statements for the year ended 30 June 2021. These matters were addressed in the context of my audit of the financial statements as a whole, and in forming my opinion thereon, I do not provide a separate opinion on these matters.

Key Audit Matter	How my audit addressed the matter
Fair value measurement of property, plant and equipment	
<p>At 30 June 2021, the Department reported \$7.6 billion in property, plant and equipment measured at fair value.</p> <p>In 2020–21 the Department:</p> <ul style="list-style-type: none"> conducted a comprehensive revaluation of its land and buildings (excluding Correctional and Juvenile Justice facilities) recorded a revaluation increment of \$509 million. <p>I considered this to be a key audit matter because of the:</p> <ul style="list-style-type: none"> financial significance of the land and building assets within property, plant and equipment to the Statement of Financial Position extent of significant management judgements underpinning key assumptions used in the valuation process specialised and unique nature of the assets judgement and complexities associated with the application of AASB 13 'Fair Value Measurement' requirements. <p>Further information on the fair value measurement of property, plant and equipment is included in Notes 12 and 16 of the financial statements.</p>	<p>Key audit procedures included the following:</p> <ul style="list-style-type: none"> assessed the competency, capability and objectivity of the valuer assessed the accuracy and completeness of assets included in the revaluation reviewed the appropriateness of the methodology, key assumptions and estimations used in the valuation and assessed these against the requirements of relevant accounting standards and NSW Treasury Policy Papers confirmed a condition assessment and reassessment of remaining useful lives was performed reviewed adjustments made to the fixed asset register and general ledger assessed the adequacy of the financial statement disclosures against the requirements of applicable Australian Accounting Standards.
Implementation of AASB 1059 'Service Concession Arrangements: Grantors'	
<p>The Department adopted new Australian Accounting Standard AASB 1059 'Service Concession Arrangements: Grantors' for the first time in 2020–21. At 30 June 2021, the Department reported the following:</p> <ul style="list-style-type: none"> service concession assets of \$1.4 billion service concession liabilities of \$1.2 billion. <p>I considered this to be a key audit matter because the:</p> <ul style="list-style-type: none"> service concession assets and liabilities are financially significant to the Statement of Financial Position assessment of information contained in the agreements requires significant management judgment model used in measuring service concession liability is complex and contained significant assumptions. <p>Further information on recognition and measurement of service concession assets and liabilities is disclosed in Notes 1(k)(i), 12 and 18 of the financial statements.</p>	<p>Key audit procedures included the following:</p> <ul style="list-style-type: none"> reviewed the assessment of arrangements with the private sector operators and the appropriateness of their classification as service concession arrangements reviewed the reasonableness of key assumptions used in the model tested the mathematical accuracy of the service concession assets and liabilities calculations reviewed adjustments made to the fixed asset register and general ledger assessed the adequacy of the financial statement disclosures against the requirements of applicable Australian Accounting Standards.

Key Audit Matter**How my audit addressed the matter****Estimation of Victims Support Scheme (VSS) claims liabilities**

The liability for VSS claims relates to lodged but not yet paid claims and incurred but not reported (IBNR) claims.

At 30 June 2021, the Department reported:

- a liability for lodged but not yet paid claims and IBNR claims related to domestic violence and other offences of \$202 million and \$200 million respectively, which are based on management's judgement and actuarial expertise
- a contingent liability for IBNR claims related to child sexual assault. There is significant uncertainty associated with the estimation of the potential liability.

I considered this to be a key audit matter because:

- of the financial significance of the liability and contingent liability
- of the extent of significant management judgements used in estimating and reliably measuring VSS claims liabilities
- a minor change in assumptions can result in a material change in the liability and corresponding change to the net result
- management engaged an independent actuary to determine the Department's outstanding claims liability.

Details on the liabilities for VSS claims, together with the estimation uncertainties, are disclosed in Notes 19 and 23 of the financial statements.

Key audit procedures included the following:

- evaluated the design and implementation of relevant controls over the claims handling process (including data inputs and data quality)
- assessed the competence, capability and objectivity of management's independent actuary
- evaluated the nature and extent of management's oversight and review of the estimates determined by their actuary
- with the assistance of our own independent expert, assessed:
 - the reasonableness of the valuation methodology and key actuarial assumptions and judgements used by management's actuary in estimating the liability for lodged but not yet paid claims and IBNR claims related to domestic violence and other offences
 - the accuracy and completeness of the lodgements and payments data
 - the key actuarial assumptions and judgements used in forecasting expected IBNR claims related to child sexual assault
 - the appropriateness of management's conclusion that IBNR claims related to child sexual assault cannot yet be reliably measured
- assessed the adequacy of the financial statement disclosures against the requirements of applicable Australian Accounting Standards.

Treatment of configuration or customisation costs in a cloud computing arrangement

In April 2021, the International Financial Reporting Standards Interpretations Committee (IFRIC) issued an agenda decision on 'Configuration or customisation costs in a cloud computing arrangement' (the Decision). The Decision discusses the treatment of expenditure on configuring and customising cloud computing arrangements.

The Department:

- previously capitalised some or all costs related to cloud computing arrangements as intangible assets
- reassessed the applicable cloud computing arrangements against the Decision
- adopted the Decision as a change in accounting policy and applied a retrospective approach by remeasuring the intangible assets as at 1 July 2019.

On adoption at 1 July 2019, the Department:

- reclassified \$52.3 million of intangible assets to prepaid assets

Key audit procedures included the following:

- evaluated the Department's assessment of its cloud computing arrangements against the Decision, including the reasonableness of key assumptions
- reviewed the terms of the third-party vendor agreements against the Department's impact assessment
- tested the mathematical accuracy of the adjustments recognised upon adoption of the Decision
- assessed the adequacy of the financial statement disclosures against the requirements of applicable Australian Accounting Standards.

Key Audit Matter**How my audit addressed the matter**

- recognised an expense (through accumulated funds) of \$142.7 million relating to previously capitalised intangible assets.

I considered this to be a key audit matter because of the:

- financial significance of intangible assets to the Statement of Financial Position
- significant complexity and judgement involved in interpreting the Department's cloud computing agreements
- extent of information within the agreements relevant to the complete and accurate calculation and reporting of configuration or customisation costs.

Details on the recognition and measurement of intangible assets and the Department's cloud computing arrangements are disclosed in Notes 1(k)(i) and 14 of the financial statements.

Secretary's Responsibilities for the Financial Statements

The Secretary is responsible for the preparation and fair presentation of the financial statements in accordance with Australian Accounting Standards and the GSF Act, GSF Regulations and Treasurer's Directions. The Secretary's responsibility also includes such internal control as the Secretary determines is necessary to enable the preparation and fair presentation of the financial statements that are free from material misstatement, whether due to fraud or error.

In preparing the financial statements, the Secretary is responsible for assessing the ability of the Department and the consolidated entity to continue as a going concern, disclosing as applicable, matters related to going concern and using the going concern basis of accounting.

Auditor's Responsibilities for the Audit of the Financial Statements

My objectives are to:

- obtain reasonable assurance about whether the financial statements as a whole are free from material misstatement, whether due to fraud or error
- issue an Independent Auditor's Report including my opinion.

Reasonable assurance is a high level of assurance, but does not guarantee an audit conducted in accordance with Australian Auditing Standards will always detect material misstatements. Misstatements can arise from fraud or error. Misstatements are considered material if, individually or in aggregate, they could reasonably be expected to influence the economic decisions users take based on the financial statements.

A description of my responsibilities for the audit of the financial statements is located at the Auditing and Assurance Standards Board website at: www.auasb.gov.au/auditors_responsibilities/ar5.pdf. The description forms part of my auditor's report.

The scope of my audit does not include, nor provide assurance:

- that the Department or the consolidated entity carried out their activities effectively, efficiently and economically
- about the assumptions used in formulating the budget figures disclosed in the financial statements
- about the security and controls over the electronic publication of the audited financial statements on any website where they may be presented
- about any other information which may have been hyperlinked to/from the financial statements.



Margaret Crawford
Auditor-General for New South Wales

20 October 2021
SYDNEY

Department of Communities and Justice
STATEMENT BY THE SECRETARY
for the year ended 30 June 2021


Pursuant to Section 7.6(4) of the *Government Sector Finance Act 2018* ('the Act'), I state that:

- (a) The accompanying financial statements and notes have been prepared in accordance with:
- applicable Australian Accounting Standards (which include Australian Accounting Interpretations);
 - the applicable requirements of the Act, the *Government Sector Finance Regulation 2018*; and
 - the Treasury Directions issued under the GSF Act.
- (b) The financial statements and notes exhibit a true and fair view of the financial position as at 30 June 2021 and financial performance and cash flows of the Department of Communities and Justice for the year ended; and
- (c) As at the date of this statement, there are no circumstances which would render any particulars included in the financial statements to be misleading or inaccurate.



Catherine D'Elia
Acting Secretary
Department of Communities and Justice

18 October 2021



Elizabeth Stratford
Chief Financial Officer
Department of Communities and Justice

18 October 2021

Department of Communities and Justice
Statement of Comprehensive Income
for the year ended 30 June 2021

	Notes	PARENT			CONSOLIDATED	
		Actual 2021 \$'000	Budget 2021 \$'000	Actual 2020 Restated \$'000	Actual 2021 \$'000	Actual 2020 Restated \$'000
Continuing operations						
Expenses excluding losses						
Employee related expenses	2(a)	2,866,449	2,975,306	3,013,191	2,866,449	3,013,191
Operating expenses	2(b)	1,497,387	1,194,440	2,052,815	1,497,549	2,052,969
Depreciation and amortisation	2(c)	446,697	482,017	376,809	446,837	376,939
Grants and subsidies	2(d)	8,719,668	12,243,380	8,228,558	8,719,668	8,228,558
Finance costs	2(e)	53,577	98,931	48,900	53,577	48,900
Other expenses		-	37,136	-	-	-
Total expenses excluding losses		13,583,778	17,031,210	13,720,273	13,584,080	13,720,557
Revenue						
Appropriation (net of transfer payments)	3(a)	12,919,033	16,671,184	13,160,954	12,919,033	13,160,954
Sale of goods and services from contracts with customers	3(b)	276,962	295,994	254,996	276,962	254,996
Investment revenue	3(c)	85	5,474	427	87	437
Retained taxes, fees and fines	3(d)	23,518	11,900	24,497	23,518	24,497
Grants and other contributions	3(e)	164,405	130,369	133,929	164,405	133,929
Personnel services revenue	3(f)	74,586	-	71,711	74,586	71,711
Acceptance by the Crown of employee benefits and other liabilities	3(g)	64,091	132,270	160,321	64,091	160,321
Other income	3(h)	68,731	38,201	93,864	68,833	93,910
Total revenue		13,591,411	17,285,392	13,900,699	13,591,515	13,900,755
Operating result		7,633	254,182	180,426	7,435	180,198
Loss on disposal	4	(5,261)	(341)	(2,211)	(5,261)	(2,211)
Impairment (loss)/ gain on financial assets		(4,232)	-	5,429	(4,232)	5,429
Other losses	5	(52,725)	(1,269)	(38,046)	(52,725)	(38,046)
Net result from continuing operations		(54,585)	252,572	145,598	(54,783)	145,370
Other comprehensive income						
<i>Items that will not be reclassified to net result in subsequent periods</i>						
Net change in revaluation surplus of property, plant and equipment	12	508,713	-	268,060	509,403	268,465
Changes in accounting policy - initial application of AASB 1059	1(k)(i)	-	-	28,734	-	28,734
Total other comprehensive income		508,713	-	296,794	509,403	297,199
TOTAL COMPREHENSIVE INCOME		454,128	252,572	442,392	454,620	442,569

The accompanying notes form part of these financial statements.

Department of Communities and Justice
Statement of Financial Position
as at 30 June 2021

	Notes	PARENT			CONSOLIDATED		
		Actual	Budget	Actual	Actual	Actual	Actual
		2021	2021	2020 Restated	2021	2020 Restated	1 July 2019 Restated
		\$'000	\$'000	\$'000	\$'000	\$'000	
ASSETS							
Current Assets							
Cash and cash equivalents	9	122,937	90,242	72,101	124,260	73,482	252,370
Receivables	10	263,082	405,601	234,633	263,082	234,633	213,905
Inventories	11	13,365	22,402	22,402	13,365	22,402	22,985
		399,384	518,245	329,136	400,707	330,517	489,260
Non-current assets held for sale	15	25,933	26,774	26,774	25,933	26,774	6,840
Total Current Assets		425,317	545,019	355,910	426,640	357,291	496,100
Non-Current Assets							
Receivables	10	49,728	30,877	61,182	49,728	61,182	71,418
Property, plant and equipment	12						
Land and buildings		8,005,372	7,978,234	7,572,357	8,015,622	7,582,057	7,177,070
Plant and equipment		650,742	403,213	645,224	650,742	645,224	489,773
Total property, plant and equipment		8,656,114	8,381,447	8,217,581	8,666,364	8,227,281	7,666,843
Right-of-use assets	13	758,501	703,995	790,990	758,501	790,990	-
Intangible assets	14	233,098	327,072	199,222	233,098	199,222	199,459
Total Non-Current Assets		9,697,441	9,443,391	9,268,975	9,707,691	9,278,675	7,937,720
Total Assets		10,122,758	9,988,410	9,624,885	10,134,331	9,635,966	8,433,820
LIABILITIES							
Current Liabilities							
Payables	17	317,620	421,351	435,718	317,620	435,718	481,021
Borrowings	18	154,152	113,577	131,120	154,152	131,120	6,508
Provisions	19	525,372	514,805	524,582	525,372	524,582	478,919
Other current liabilities	20	9,093	5,905	5,904	9,093	5,904	33,671
Total Current Liabilities		1,006,237	1,055,638	1,097,324	1,006,237	1,097,324	1,000,119
Non-Current Liabilities							
Borrowings	18	1,774,117	1,279,549	1,804,089	1,774,117	1,804,089	1,133,632
Provisions	19	338,203	128,833	173,786	338,203	173,786	137,742
Other non-current liabilities	20	819	361	432	819	432	3,004
Total Non-Current Liabilities		2,113,139	1,408,743	1,978,307	2,113,139	1,978,307	1,274,378
Total Liabilities		3,119,376	2,464,381	3,075,631	3,119,376	3,075,631	2,274,497
Net Assets		7,003,382	7,524,029	6,549,254	7,014,955	6,560,335	6,159,323
EQUITY							
Reserves		805,451	317,997	296,794	806,964	297,617	418
Accumulated funds		6,197,931	7,206,032	6,252,460	6,207,991	6,262,718	6,158,905
Total Equity		7,003,382	7,524,029	6,549,254	7,014,955	6,560,335	6,159,323

The accompanying notes form part of these financial statements.

Department of Communities and Justice

Statement of Changes in Equity

for the year ended 30 June 2021

PARENT	Notes	Accumulated funds Restated \$'000	Asset revaluation reserve \$'000	Total equity Restated \$'000
Restated balance at 1 July 2020		6,252,460	296,794	6,549,254
Net result for the year		(54,585)	-	(54,585)
Other comprehensive income				
Net change in revaluation surplus of property, plant and equipment	12	-	508,713	508,713
Transfer from asset revaluation reserve on disposal of assets		56	(56)	-
Total other comprehensive income		56	508,657	508,713
Total comprehensive income for the year		(54,529)	508,657	454,128
Balance at 30 June 2021		6,197,931	805,451	7,003,382
PARENT				
	Notes	Accumulated funds Restated \$'000	Asset revaluation reserve \$'000	Total equity Restated \$'000
Balance at 1 July 2019		-	-	-
Transactions with owners in their capacity with owners - increase in net assets from equity transfer - 1 July 2019	21	6,689,965	-	6,689,965
Changes in accounting policy - initial application of AASB 1059	1(k)(i)	(446,365)	-	(446,365)
Changes in accounting policy - initial application of AASB 1058	20	(4,715)	-	(4,715)
Changes in accounting policy - other	1(k)(i)	(90,466)	-	(90,466)
Restated balance at 1 July 2019		6,148,419	-	6,148,419
Restated net result for the year		145,598	-	145,598
Other comprehensive income				
Net change in revaluation surplus of property, plant and equipment	12	-	268,060	268,060
Change in accounting policy – initial application of AASB 1059	1(k)(i)	-	28,734	28,734
Total other comprehensive income		-	296,794	296,794
Restated total comprehensive income for the year		145,598	296,794	442,392
Transactions with owners in their capacity as owners				
Decrease in net assets from equity transfers - 1 May 2020	21	(41,557)	-	(41,557)
Restated balance at 30 June 2020		6,252,460	296,794	6,549,254

The accompanying notes form part of these financial statements.

Department of Communities and Justice

Statement of Changes in Equity

for the year ended 30 June 2021

CONSOLIDATED	Notes	Accumulated funds Restated \$'000	Asset revaluation reserve \$'000	Total equity Restated \$'000
Restated balance at 1 July 2020		6,262,718	297,617	6,560,335
Net result for the year		(54,783)	-	(54,783)
Other comprehensive income				
Net change in revaluation surplus of property, plant and equipment	12	-	509,403	509,403
Transfer from asset revaluation reserve on disposal of assets		56	(56)	-
Total other comprehensive income		56	509,347	509,403
Total comprehensive income for the year		(54,727)	509,347	454,620
Balance at 30 June 2021		6,207,991	806,964	7,014,955

CONSOLIDATED	Notes	Accumulated funds Restated \$'000	Asset revaluation reserve \$'000	Total equity Restated \$'000
Balance at 1 July 2019		10,486	418	10,904
Transactions with owners in their capacity with owners - increase in net assets from equity transfer - 1 July 2019	21	6,689,965	-	6,689,965
Changes in accounting policy - initial application of AASB 1059	1(k)(i)	(446,365)	-	(446,365)
Changes in accounting policy - initial application of AASB 1058	20	(4,715)	-	(4,715)
Changes in accounting policy - other	1(k)(i)	(90,466)	-	(90,466)
Restated balance at 1 July 2019		6,158,905	418	6,159,323
Restated net result for the year		145,370	-	145,370
Other comprehensive income				
Net change in revaluation surplus of property, plant and equipment	12	-	268,465	268,465
Change in accounting policy – initial application of AASB 1059	1(k)(i)	-	28,734	28,734
Total other comprehensive income		-	297,199	297,199
Restated total comprehensive income for the year		145,370	297,199	442,569
Transactions with owners in their capacity as owners				
Decrease in net assets from equity transfers - 1 May 2020	21	(41,557)	-	(41,557)
Restated balance at 30 June 2020		6,262,718	297,617	6,560,335

The accompanying notes form part of these financial statements

Department of Communities and Justice
Statement of Cash Flows
for the year ended 30 June 2021

	Notes	PARENT			CONSOLIDATED	
		Actual	Budget	Actual	Actual	Actual
		2021	2021	2020	2021	2020
			Restated		Restated	
		\$'000	\$'000	\$'000	\$'000	\$'000
CASH FLOWS FROM OPERATING ACTIVITIES						
Payments						
Employee related		(2,830,495)	(2,865,300)	(2,808,788)	(2,830,495)	(2,808,788)
Suppliers for goods and services		(1,749,948)	(1,310,885)	(2,199,056)	(1,750,110)	(2,199,210)
Grants and subsidies		(8,681,704)	(12,295,351)	(8,234,754)	(8,681,704)	(8,234,754)
Finance costs		(53,222)	(98,918)	(21,514)	(53,222)	(21,514)
Total payments		(13,315,369)	(16,570,454)	(13,264,112)	(13,315,531)	(13,264,266)
Receipts						
Appropriations (excluding equity appropriations)		12,919,033	16,671,184	13,160,954	12,919,033	13,160,954
Sale of goods and services		319,297	295,930	345,674	319,297	345,674
Retained taxes, fees and fines		23,518	-	24,497	23,518	24,497
Interest received		85	417	427	87	437
Grants and other contributions		160,227	130,368	97,633	160,227	97,633
Other		440,397	127,020	441,607	440,499	441,653
Total receipts		13,862,557	17,224,919	14,070,792	13,862,661	14,070,848
NET CASH FLOWS FROM OPERATING ACTIVITIES	25	547,188	654,465	806,680	547,130	806,582
CASH FLOWS FROM INVESTING ACTIVITIES						
Proceeds from sale of property, plant and equipment		2,497	-	6,594	2,497	6,594
Purchase of property, plant and equipment and intangible assets		(358,449)	(506,144)	(691,605)	(358,449)	(691,605)
NET CASH FLOWS FROM INVESTING ACTIVITIES		(355,952)	(506,144)	(685,011)	(355,952)	(685,011)
CASH FLOWS FROM FINANCING ACTIVITIES						
Repayment of borrowings		(40,657)	-	(140)	(40,657)	(140)
Payment of principal portion of lease liabilities		(99,743)	(131,562)	(94,490)	(99,743)	(94,490)
NET CASH FLOWS FROM FINANCING ACTIVITIES		(140,400)	(131,562)	(94,630)	(140,400)	(94,630)
NET INCREASE IN CASH AND CASH EQUIVALENTS						
Opening cash and cash equivalents		50,836	16,760	27,039	50,778	26,941
Increase in cash from equity transfers on administrative restructure - 1 July 2019	21	72,101	73,482	-	73,482	1,479
		-	-	250,891	-	250,891

Department of Communities and Justice
Statement of Cash Flows
for the year ended 30 June 2021

Decrease in cash from equity transfers on administrative restructure - 1 May 2020	21	-	-	(205,829)	-	(205,829)
CLOSING CASH AND CASH EQUIVALENTS	9	122,937	90,242	72,101	124,260	73,482

The accompanying notes form part of these financial statements

Department of Communities and Justice

Notes to the financial statements

for the year ended 30 June 2021

1. Statement of Significant Accounting Policies

(a) Reporting entity

The Department of Communities and Justice (the Department) is a NSW government department and is controlled by the State of New South Wales, which is the ultimate parent. The Department is a not-for-profit entity (as profit is not its principal objective) and it has no cash generating units.

The parent Department as a reporting entity in 2020-21 incorporates:

- employee related transactions and balances of the NSW Trustee and Guardian (including the Office of the Public Guardian);
- employee related transactions and balances of the Legal Profession Admission Board;
- employee related transactions and balances of the Trustees of the Anzac Memorial Building;
- employee related transactions and balances of the Legal Services Council;
- employee related transactions and balances of the Ageing and Disability Commissioner;
- Courts and Tribunals;
- Corrective Services NSW (including Corrective Services Industries);
- Youth Justice NSW;
- NSW Office of Veterans Affairs;
- Family and Community Services;
- 52.5% of all transactions and balances of Law Courts Ltd by Joint Arrangement.

The consolidated financial statements for the Department includes the parent Department and the John Williams Memorial Charitable Trust.

The Secretary of the Department administers the John Williams Memorial Charitable Trust which was set up for the purpose of providing both respite and accommodation for children with disabilities and other care accommodation for children with disabilities where that accommodation is provided in conjunction with other support services of a medical nature.

In the process of preparing the consolidated financial statements, all intra-entity transactions and balances have been eliminated, and like transactions and other events are accounted for using uniform accounting policies.

These financial statements for the year ended 30 June 2021 have been authorised for issue by the Secretary on 18 October, after recommendation by the Department's Audit and Risk Committee.

(b) Administrative restructure and other activities

There were no administrative restructures affecting the Department in 2020-21.

However, in 2019-20 in accordance with the *Administrative Arrangements (Administrative Changes – Public Service Agencies) Order 2019* dated 2 April 2019, the former Department of Justice and former Department of Family and Community Services were abolished on 1 July 2019.

On abolition, the former Departments' employees, assets, rights and liabilities were transferred to the Department of Communities and Justice and will continue to be used, recovered or settled in the normal course of business by the transferee Department. The exceptions are:

- the NSW Registry of Births, Deaths and Marriages (BDM) division of the former Department of Justice, which transferred to the Department of Customer Services (DCS); and
- the staff employed by the former Department of Family and Community Services for providing personnel services to the Land & Housing Corporation (LAHC) and Aboriginal Housing Office (AHO) which transferred to the Department of Planning, Industry and Environment (DPIE).

Department of Communities and Justice

Notes to the financial statements

for the year ended 30 June 2021

1. Statement of Significant Accounting Policies (cont'd)

(b) Administrative restructure and other activities (cont'd)

Further in accordance with *Administrative Arrangements (Administrative Changes – Miscellaneous) Order 2019* dated 28 June 2019, the following occurred:

- On 1 July 2019, the Countering Violent Extremism Division transferred from the Department of Premier and Cabinet (DPC) to the Department of Communities and Justice
- Department of Family and Community Services and Justice were renamed to Department of Communities and Justice.

In addition, in accordance with the *Administrative Arrangements (Administrative Changes – Resilience NSW) Order 2020* dated 1 April 2020, the following occurred:

- On 1 May 2020, the functions and staff employed in the Office of Emergency Management division in the Department of Communities and Justice transferred to Resilience NSW.

Refer Note 21(i) and (ii) for details of assets and liabilities transferred in and out as part of the administrative restructure.

National Disability Insurance Scheme (NDIS) full scheme operations for New South Wales commenced on 1 July 2018. As part of the implementation of the NDIS, disability services provided by the Department were completely transferred to the Non-Government Organisation (NGO) sector by October 2020.

Refer to Note 21(iii) for details of the transition of disability services to the NGO sector.

(c) Basis of preparation

The Department's financial statements are general purpose financial statements which have been prepared on an accrual basis and in accordance with:

- applicable Australian Accounting Standards (AAS) (which include Australian Accounting Interpretations)
- the requirements of *Government Sector Finance Act 2018* (GSF Act)
- Treasurer's Directions issued under the GSF Act.

Judgements, key assumptions and estimations that management has made are disclosed in the relevant notes to the financial statements.

Property, plant and equipment and assets (or disposal groups) held for sale and certain financial assets and liabilities are measured using the fair value basis. Other financial statements items are prepared in accordance with the historical cost convention adjusted for impairment loss, except where otherwise stated.

All amounts are rounded to the nearest one thousand dollars and are expressed in Australian currency, which is the Department's presentation and functional currency, except for written notes that accompany the main notes to the financial statements which are expressed in millions of Australian dollars to one decimal place.

The financial statements for the year ended 30 June 2021 are prepared on a going concern basis. There is an excess of current liabilities over current assets of \$580.9 million and a loss from continuing operations of \$54.6 million, whilst the net cash flows from operating activities is positive by \$547.2 million. The Department is a budget dependent agency, funded by the NSW Treasury based on the Appropriation Act which is drawn down according to internal cash flow forecasts and does not solely rely on its current assets to pay creditors and other liabilities.

(d) Statement of compliance

The financial statements and notes comply with Australian Accounting Standards, which include Australian Accounting Interpretations.

Department of Communities and Justice

Notes to the financial statements

for the year ended 30 June 2021

1. Statement of Significant Accounting Policies (cont'd)

(e) Administered activities

The Department administers, but does not control, certain activities on behalf of the Crown in right of the State of New South Wales (Crown). It is accountable for the transactions relating to those administered activities but does not have the discretion to deploy the resources for the achievement of the Department's own objectives.

Transactions and balances relating to the administered activities are not recognised as the Department's income, expenses, assets and liabilities, but are disclosed in the accompanying schedules as 'Transfer payments' in Note 7 and 'Administered Assets' and 'Administered Liabilities' in Note 28.

The accrual basis of accounting and applicable accounting standards have been adopted.

(f) Accounting for the Goods and Services Tax (GST)

Income, expenses and assets are recognised net of the amount of GST, except that the:

- amount of GST incurred by the Department as a purchaser that is not recoverable from the Australian Taxation Office (ATO) is recognised as part of an asset's cost of acquisition or as part of an item of expense; and
- receivables and payables are stated with the amount of GST included.

Cash flows are included in the Statement of Cash Flows on a gross basis. However, the GST components of cash flows arising from investing and financing activities which are recoverable from, or payable to, the ATO are classified as operating cash flows.

(g) Foreign currency translation

Transactions in foreign currencies are recorded using the spot rate at the date the transaction first qualifies for recognition.

Monetary assets and liabilities denominated in foreign currencies are translated at the functional currency spot rates of exchange at the end of the reporting date.

Differences arising on settlement or translation of monetary items are recognised in net result.

Non-monetary items that are measured in terms of historical cost in a foreign currency are translated using the exchange rates at the dates of the initial transactions. Non-monetary items measured at fair value in a foreign currency are translated using the exchange rates at the date when the fair value is determined. The gain or loss arising on translation of non-monetary items measured at fair value is treated in line with the recognition of the gain or loss on the change in fair value of the item (i.e., translation differences on items whose fair value gain or loss is recognised in other comprehensive income or net results are also recognised in other comprehensive income or net results, respectively).

(h) Equity and reserves

(i) Revaluation surplus

The revaluation surplus is used to record increments and decrements on the revaluation of non-current assets. This accords with the Department's policy on the revaluation of property, plant and equipment as discussed in Note 12.

(ii) Accumulated funds

The category 'Accumulated Funds' includes all current and prior period retained funds.

Department of Communities and Justice

Notes to the financial statements

for the year ended 30 June 2021

1. Statement of Significant Accounting Policies (cont'd)

(i) Budgeted amounts

The budgeted amounts are drawn from the original budgeted financial statements presented to Parliament for the Department in respect of the reporting period. The John Williams Memorial Charitable Trust does not have a published budget and has not been included. Subsequent amendments to the original budget (e.g. adjustments for transfer of functions between entities as a result of Administrative Arrangement Orders) are not reflected in the budgeted amounts. Major variances between the original budgeted amounts and the actual amounts disclosed in the primary financial statements are explained in Note 24.

(j) Comparative information

Except when an AAS permit or requires otherwise, comparative information is presented in respect of the previous period for all amounts reported in the financial statements. The comparatives have been restated for the impact of adoption of AASB 1059 *Service Concession Arrangements: Grantors* (AASB 1059) and other minor reclassifications.

Refer to Note 1(k) (i) for details of impact of adoption of AASB 1059.

(k) Changes in accounting policy, including new or revised Australian Accounting Standards

(i) Effective for the first time in 2020-21

The Department applied AASB 1059 for the first time. The nature and effect of the changes as a result of adoption of this new accounting standard are described below.

Several other amendments and interpretations apply for the first time in 2020-21, but do not have an impact on the financial statements of the Department except the following:

The International Financial Reporting Standards Interpretations Committee (IFRIC) agenda decision on accounting for Cloud Computing arrangements:

In April 2021, the IFRC issued a final agenda decision, *Configuration or customisation costs* in a cloud computing arrangement. The decision discusses whether configuration or customisation expenditure relating to cloud computing arrangements is able to be recognised as an intangible asset and if not, over what time period the expenditure is expensed.

The Department's accounting policy has historically been to capitalise some or all costs related to cloud computing arrangements as intangible assets in the Statement of Financial Position, adopted the agenda decision in the current year. The Department opted for a risk-based approach in assessing its cloud computing the arrangements due to their complexity, length of the underlying contracts and constraints of time and resources to incorporate the impact in the 30 June 2021 financial statements. As a result, three major arrangements were selected for review. The impact is detailed below. The Department has adopted a retrospective approach for the IFRIC agenda decision by remeasuring the intangible assets as at 1 July 2019. This is adjusted through accumulated funds and the respective comparative amounts are restated.

The Department's process to quantify the impact of the agenda decision on the remaining cloud computing arrangements is ongoing and the impact is not reasonably estimable as at 30 June 2021.

Department of Communities and Justice
Notes to the financial statements
for the year ended 30 June 2021

1. Statement of Significant Accounting Policies (cont'd)

k) Changes in accounting policy, including new or revised Australian Accounting Standards (cont'd)

(i) Effective for the first time in 2020-21 (cont'd)

Impact on the Statement of Comprehensive Income (increase/(decrease)) for the year ended 30 June 2020 is as follows:

	30 June 2020 \$'000	30 June 2020 \$'000	30 June 2020 \$'000
	IFRIC agenda decision	Without adoption of IFRIC agenda decision	Impact of IFRIC agenda decision
Expenses			
Operating expenses	23,402	-	23,402
Depreciation and amortisation	-	27,259	(27,259)
Operating result	23,402	27,259	(3,857)
Net result	23,402	27,259	(3,857)

Impact on the Statement of Financial Position (increase/(decrease)) as at 1 July 2019:

	1 July 2019 \$'000	1 July 2019 \$'000	1 July 2019 \$'000
	IFRIC agenda decision	Without adoption of IFRIC agenda decision	Impact of IFRIC agenda decision
Assets			
Current Assets			
- Receivables	11,204	-	11,204
Non-Current Assets			
- Receivables	41,079	-	41,079
- Intangible assets	-	142,749	(142,749)
	52,283	142,749	(90,466)
Total adjustment to equity			
Accumulated funds	(90,466)	-	(90,466)
	(90,466)	-	(90,466)

Impact on the Statement of Financial Position (increase/(decrease)) as at 30 June 2020:

30 June 2020	30 June 2020 \$'000	30 June 2020 \$'000	30 June 2020 \$'000
	IFRIC agenda decision	Without adoption of IFRIC agenda decision	Impact of IFRIC agenda decision
Assets			
Current Assets			
- Receivables	11,365	-	11,365
Non-Current Assets			
- Receivables	30,304	-	30,304
- Intangible assets	-	128,280	(128,280)
	41,669	128,280	(86,611)
Total adjustment to equity			
Accumulated funds	(86,611)	-	(86,611)
	(86,611)	-	(86,611)

Department of Communities and Justice
Notes to the financial statements
for the year ended 30 June 2021

1. Statement of Significant Accounting Policies (cont'd)

k) Changes in accounting policy, including new or revised Australian Accounting Standards (cont'd)

(i) Effective for the first time in 2020-21 (cont'd)

Impact on the Statement of Cash Flows (increase/(decrease)) for the year ended 30 June 2020 is as follows:

	30 June 2020 \$'000	30 June 2020 \$'000	30 June 2020 \$'000
	IFRIC agenda decision	Without adoption of IFRIC agenda decision	Impact of IFRIC agenda decision
Net cash from operating activities			
Payments to suppliers for goods and services	12,788	-	12,788
	12,788	-	12,788
Net cash used in investing activities			
Purchase of property, plant and equipment and intangible assets	-	12,788	(12,788)
	-	12,788	(12,788)

AASB 1059 Service Concession Arrangements: Grantors

AASB 1059 is effective for the Department from 1 July 2020. At the same time NSW Treasury Policy and Guideline Paper TPP 06-8: *Accounting for Privately Financed Projects* (TPP 06-8) was withdrawn effective from 1 July 2020.

Service Concession Arrangements are contracts between an operator and a grantor, where the operator provides public services related to a service concession asset on behalf of the grantor for a specified period of time and manages at least some of those services.

Where AASB 1059 applies, the grantor recognises the service concession asset when the grantor obtains control of the asset and measures the service concession asset at current replacement cost. At the same time the grantor recognises a corresponding financial liability or unearned revenue liability or a combination of both.

The Department has adopted the modified retrospective approach permitted under AASB 1059 by recognising and measuring service concession assets and related liabilities at the date of initial application of 1 July 2019, with any net adjustments to the amounts of assets and liabilities recognised in accumulated funds at that date.

The effect of adopting AASB 1059 is as follows:

Impact on the Statement of Comprehensive Income (increase/(decrease)) for the year ended 30 June 2020 is as follows:

	30 June 2020 \$'000	30 June 2020 \$'000	30 June 2020 \$'000
	AASB 1059	Without adoption of AASB 1059	Impact of AASB 1059
Expenses			
Depreciation			
- Junee Correctional Centre	2,428	2,428	-
- Parklea Correctional Centre	5,322	5,322	-
Finance Costs			
- Clarence Correctional Centre	28,734	-	28,734
Operating result	36,484	7,750	28,734
Net result	36,484	7,750	28,734

Department of Communities and Justice
Notes to the financial statements
for the year ended 30 June 2021

1. Statement of Significant Accounting Policies (cont'd)

(k) Changes in accounting policy, including new or revised Australian Accounting Standards (cont'd)

(i) Effective for the first time in 2020-21 (cont'd)

Impact on the Statement of Financial Position (increase/(decrease)) as at 1 July 2019:

	1 July 2019 \$'000	1 July 2019 \$'000	1 July 2019 \$'000
	AASB 1059	Without adoption of AASB 1059	Impact of AASB 1059
Assets			
Property, Plant and Equipment			
Land and buildings			
- Junee Correctional Centre	60,770	60,770	-
- Parklea Correctional Centre	177,438	177,438	-
- Clarence Correctional Centre	479,919	3,320	476,599
Plant and equipment			
- Clarence Correctional Centre	97,636	-	97,636
	815,763	241,528	574,235
Liabilities			
Borrowings			
Non-current borrowings			
- Clarence Correctional Centre	1,020,600	-	1,020,600
	1,020,600	-	1,020,600
Total adjustment to equity			
Accumulated funds	(446,365)	-	(446,365)
	(446,365)	-	(446,365)

Impact on the Statement of Financial Position (increase/(decrease)) as at 30 June 2020:

	30 June 2020 \$'000	30 June 2020 \$'000	30 June 2020 \$'000
	AASB 1059	Without adoption of AASB 1059	Impact of AASB 1059
Assets			
Property, Plant and Equipment			
Land and buildings			
- Junee Correctional Centre	89,358	89,358	-
- Parklea Correctional Centre	172,334	172,334	-
- Clarence Correctional Centre	508,653	3,320	505,333
Plant and equipment			
- Clarence Correctional Centre	251,283	-	251,283
	1,021,628	265,012	756,616
Liabilities			
Borrowings			
Current borrowings			
- Clarence Correctional Centre	40,512	-	40,512
Non-current borrowings			
- Clarence Correctional Centre	1,162,469	-	1,162,469
	1,202,981	-	1,202,981
Total adjustment to equity			
Accumulated funds	(475,099)	-	(475,099)
Asset revaluation reserve	28,734	-	28,734
	(446,365)	-	(446,365)

Department of Communities and Justice

Notes to the financial statements

for the year ended 30 June 2021

The adoption of AASB 1059 did not have an impact on Other Comprehensive Income and the Statement of Cash Flows.

1. Statement of Significant Accounting Policies (cont'd)

(k) Changes in accounting policy, including new or revised Australian Accounting Standards (cont'd)

(ii) Issued but not yet effective

The Department has assessed the impact of the new standards and interpretations on issue but not yet effective where relevant and considers the impact to be not material.

NSW public sector entities are not permitted to early adopt new Australian Accounting Standards, unless Treasury determines otherwise.

The following new Accounting Standards have not been applied and are not yet effective as per NSW Treasury Circular NSW TC 20-08.

- AASB 2020-1 Amendments to Australian Accounting Standards – *Classification of Liabilities as Current or Non-current*
- AASB 2020-6 Amendments to Australian Accounting Standards – *Classification of Liabilities as Current or Non-current – Deferral of Effective Date*
- AASB 2020-8 Amendments to Australian Accounting Standards – *Interest Rate Benchmark Reform – Phase 21*. Statement of Significant Accounting Policies (cont'd)

(l) Changes in accounting estimates

Upon adoption of AASB 1059, the Department is required to measure existing assets reclassified as service concession assets at fair value (current replacement cost) at the date of initial application. However, as the Department already records these assets at current replacement cost there is no change in valuation techniques from the adoption of AASB 1059.

(m) Impact of COVID-19 on Financial Reporting for 2020-21

Income, expense, impairment loss, assets and accruals that are incremental and directly attributable to the COVID-19 global pandemic have been disclosed in Note 31.

(n) Law Courts Ltd – Joint Arrangement

The NSW Government entered into an arrangement with the Commonwealth in 1977. That arrangement was set out in a general letter between the parties, which was confirmed in a letter dated 13 August 2008, co-signed by the Secretary, Federal Attorney General's Department and the Director General, NSW Attorney General's Department (now part of the Department of Communities and Justice), which confirmed ownership and funding arrangements of Law Courts Limited.

Law Courts Limited is located at Level 3, Law Courts Building, Queen's Square, Sydney, NSW 2000, and its principal activity is the provision of accommodation for Courts, Court registries and support services at a standard that is suitable and available for occupation. The NSW State Government's investment comprises 52.5% of the net assets of Law Courts Limited. Both Governments, however, have equal representation on the Board of Directors and in the membership of Law Courts Limited, with all decisions requiring unanimous consent.

As the Department has in substance rights to Law Courts Limited's assets, and obligations for its liabilities, it must recognise 52.5% of the assets and liabilities of Law Courts Limited on its Statement of Financial Position and 52.5% of the revenues and expenditure on its Statement of Comprehensive Income. The accounting treatment adopted complies with the requirements of AASB 11 *Joint Arrangements*.

Department of Communities and Justice
Notes to the financial statements
for the year ended 30 June 2021

2. Expenses excluding losses

(a) Employee related expenses

	PARENT		CONSOLIDATED	
	2021	2020	2021	2020
	\$'000	\$'000	\$'000	\$'000
Salaries and wages (including annual leave)	2,351,567	2,427,877	2,351,567	2,427,877
Superannuation - defined benefit plan	39,492	44,429	39,492	44,429
Superannuation - defined contribution plan	200,091	196,747	200,091	196,747
Long service leave	23,226	114,975	23,226	114,975
Payroll tax and fringe benefits tax	125,060	148,465	125,060	148,465
Redundancy	10,724	10,693	10,724	10,693
Workers' compensation insurance premiums	116,265	70,081	116,265	70,081
Other	24	(76)	24	(76)
	2,866,449	3,013,191	2,866,449	3,013,191

Employee related costs capitalised in fixed asset accounts are excluded from the above and totalled \$26.0 million (2020: \$16.1 million).

Refer to Note 31 for impact of COVID-19 on employee related expenses.

(b) Operating expenses

	PARENT		CONSOLIDATED	
	2021	2020	2021	2020
	\$'000	Restated \$'000	\$'000	Restated \$'000
Auditor's remuneration - audit of the financial statements	1,434	2,308	1,451	2,316
Auditor's remuneration - internal	706	684	706	684
Cleaning	40,396	23,623	40,396	23,623
Consultants	1,951	1,536	1,951	1,536
Expense relating to short-term leases	6,661	14,705	6,661	14,705
General administration	9,603	14,301	9,603	14,301
Insurance premiums	38,846	29,679	38,846	29,679
Motor vehicle operating	16,280	18,327	16,280	18,327
Natural disaster claims	-	775,035	-	775,035
Prison hospital service fee	7,945	2,316	7,945	2,316
Repairs and maintenance (refer Note 2(b) – Note A below)	131,073	166,189	131,218	166,335
Telecommunication	26,883	30,889	26,883	30,889
Travel	17,240	25,496	17,240	25,496
Victims compensation costs	318,559	150,939	318,559	150,939
Fees for services	49,723	61,105	49,723	61,105
Staff related costs	34,359	33,830	34,359	33,830
Contractors and outsourced services	57,071	79,099	57,071	79,099
Legal and other professional fees	135,678	132,484	135,678	132,484
Postage and stationery	20,433	24,779	20,433	24,779
IT related costs	88,291	90,431	88,291	90,431
Corrective Services Industries and inmate related (refer Note 2(b) - Note B below)	122,153	113,309	122,153	113,309
Building outgoing	7,962	13,995	7,962	13,995
Utilities and rates	53,888	55,495	53,888	55,495
Tenancy management fees - disability services	9,855	9,549	9,855	9,549
Bad debt expense	87	188	87	188
Cloud computing costs	17,874	23,402	17,874	23,402
Other expenses	24,353	41,831	24,353	41,831
Service Concession Arrangements costs	258,083	117,291	258,083	117,291
	1,497,387	2,052,815	1,497,549	2,052,969

Refer to Note 31 for impact of COVID-19 on operating expenses.

Department of Communities and Justice

Notes to the financial statements

for the year ended 30 June 2021

2. Expenses excluding losses (cont'd)

(b) Operating expenses (cont'd)

	PARENT		CONSOLIDATED	
	2021 \$'000	2020 \$'000	2021 \$'000	2020 \$'000
<i>Note A - Reconciliation - Total maintenance</i>				
Maintenance expense - contracted labour and other (non-employee related) as above	131,073	166,189	131,218	166,335
Employed related maintenance expense included in Note 2 (a)	4,860	5,647	4,860	5,647
Total maintenance expense included in Note 2 (a) and 2 (b)	135,933	171,836	136,078	171,982
<i>Note B - Total Cost of Goods Sold</i>				
Direct costs as reported above (Note 2 (b))	41,821	39,403	41,821	39,403
Indirect costs - determined on a pro rata basis comprising salaries and wages, property outgoings, repairs and maintenance and depreciation	12,707	14,817	12,707	14,817
	54,528	54,220	54,528	54,220

Recognition and measurement

Insurance

The Department's insurance activities are conducted through the NSW Treasury Managed Fund Scheme of self-insurance for Government agencies. The expense (premium) is determined by the Fund Manager based on past claim experience.

Maintenance expense

Day-to-day servicing and maintenance costs are charged as expenses as incurred, except where they relate to the replacement or an enhancement of a part or component of an asset, in which case the costs are capitalised and depreciated.

Lease expense

The Department recognises the lease payments associated with the following types of leases as an expense on a straight-line basis:

- Leases that meet the definition of short-term. i.e. where the lease term at commencement of the lease is 12 months or less. This excludes leases with a purchase option.
- Leases of assets that are valued at \$10,000 or under when new.

Variable lease payments are not included in the measurement of the lease liability (i.e. variable lease payments that do not depend on an index or a rate, initially measured using the index or rate as at the commencement date). These payments are recognised in the period in which the event or condition that triggers those payments occurs.

(c) Depreciation and amortisation

	PARENT		CONSOLIDATED	
	2021 \$'000	2020 Restated \$'000	2021 \$'000	2020 Restated \$'000
Depreciation				
Buildings	192,418	161,114	192,558	161,244
Plant and equipment	98,687	66,173	98,687	66,173
Right-of-use asset - land and buildings	101,572	97,303	101,572	97,303
Right-of-use asset - plant and equipment	12,253	10,286	12,253	10,286
	404,930	334,876	405,070	335,006
Amortisation				
Intangibles	41,767	41,933	41,767	41,933
	41,767	41,933	41,767	41,933
Total depreciation and amortisation	446,697	376,809	446,837	376,939

Refer to Note 12, Note 13 and 14 for recognition and measurement policies on depreciation and amortisation.

Department of Communities and Justice
Notes to the financial statements
for the year ended 30 June 2021

2. Expenses excluding losses (cont'd)

(d) Grants and subsidies

	PARENT		CONSOLIDATED	
	2021 \$'000	2020 \$'000	2021 \$'000	2020 \$'000
Adult community and offender management services	89,121	18,697	89,121	18,697
Child protection	140,539	134,600	140,539	134,600
Community support and development	118,016	52,064	118,016	52,064
Family and domestic violence	109,041	94,803	109,041	94,803
Homelessness	337,182	336,483	337,182	336,483
Justice services	39,084	38,713	39,084	38,713
Juvenile programs	7,856	6,115	7,856	6,115
Emergency management	-	30,180	-	30,180
Out of home care and permanency support	1,278,164	1,215,785	1,278,164	1,215,785
Targeted early intervention	154,974	150,895	154,974	150,895
Their futures matter	140,521	143,758	140,521	143,758
Victim services	6,576	6,477	6,576	6,477
Cluster grants*	5,891,440	5,533,583	5,891,440	5,533,583
Disability services	32,610	57,074	32,610	57,074
Social housing	365,629	405,064	365,629	405,064
Other grants	8,915	4,267	8,915	4,267
	8,719,668	8,228,558	8,719,668	8,228,558

Refer to Note 31 for impact of COVID-19 on grants and subsidies.

Recognition and measurement

Grants are generally recognised as an expense when the Department transfers control of the contribution. Control is deemed to have transferred when the grant is paid or payable.

*The Department as the Principal Department within the Stronger Communities Cluster receives appropriations from NSW Treasury. Agencies within the cluster which receive their funding by way of grants from the Department include:

• NSW Police Force	3,813,067	3,585,531	3,813,067	3,585,531
• Fire and Rescue NSW	780,318	702,630	780,318	702,630
• NSW Rural Fire Service	555,166	499,118	555,166	499,118
• NSW Office of Sport	343,051	305,213	343,051	305,213
• Legal Aid Commission of NSW	201,945	274,171	201,945	274,171
• NSW State Emergency Service	144,394	116,852	144,394	116,852
• NSW Crime Commission	25,324	25,600	25,324	25,600
• Multicultural NSW	28,175	24,468	28,175	24,468
Total	5,891,440	5,533,583	5,891,440	5,533,583

Department of Communities and Justice
Notes to the financial statements
for the year ended 30 June 2021

2. Expenses excluding losses (cont'd)

(e) Finance costs

	PARENT		CONSOLIDATED	
	2021	2020	2021	2020
	\$'000	\$'000	\$'000	\$'000
Interest on loans	16	Restated 13	16	Restated 13
Unwinding of discount and effect of changes in discount rate on provisions	355	(1,348)	355	(1,348)
Interest expense from financial liabilities at amortised cost*	31,489	28,734	31,489	28,734
Interest expense from lease liabilities	21,717	21,501	21,717	21,501
	53,577	48,900	53,577	48,900

*The interest expense from financial liabilities at amortised cost of \$31.5 million (2020: \$28.7 million) related to financial liabilities relating to service concession arrangements. Refer to Note 12 and Note 18 for further details on service concession arrangements and related liabilities.

Recognition and measurement

Finance costs consist of interest and other costs incurred in connection with the borrowing of funds. Borrowing costs are recognised as expenses in the period in which they are incurred, in accordance with Treasury's Mandate to not-for-profit NSW General Government Sector (GGS) entities.

Department of Communities and Justice Notes to the financial statements for the year ended 30 June 2021

3. Revenue

Recognition and Measurement

Income is recognised in accordance with the requirements of AASB 15 *Revenue from Contracts with Customers* or AASB 1058 *Income of Not-for-Profit Entities*, dependent on whether there is a contract with a customer defined by AASB 15 *Revenue from Contracts with Customers*. Comments regarding the accounting policies for the recognition of income are discussed below.

(a) Appropriations and transfers to the Crown

	2021 Appropriation \$'000	2020 Appropriation \$'000
Summary of Compliance	16,671,184	15,420,782
Original Budget per Appropriation Act		
Other Appropriations / Expenditure		
Additional Appropriations		
Treasurer's Advance	10,024	(211,220)
Section 4.9 GSF Act	(441)	18,909
Section 4.11 GSF Act	-	995,658
Section 4.13 GSF Act	(5,000)	-
Exigency of Government (per Section 32 of the Appropriation Act)	27,407	-
COVID-19 pandemic and inflation (per Section 34 of the Appropriation Act)	(479,707)	(38,109)
Other Appropriations including carry forwards	16,223,467	16,186,020
Total spending authority from parliamentary appropriations, other than deemed appropriations	946,124	916,488
Add:	26,941	-
Own source revenue money received during the year		
Own source revenue balance brought forward from prior years	17,196,532	17,102,508
Total	(17,041,834)	(17,075,567)
Variance	154,698	26,941
Less:		
The spending authority from appropriations lapsed at 30 June	(76,979)	-
Own source revenue balance carried forward to following years	77,719	26,941

Department of Communities and Justice
Notes to the financial statements
for the year ended 30 June 2021

3. Revenue (cont'd)

(a) Appropriations and transfers to the Crown (cont'd)

	2021	2020
	Appropriation \$'000	Appropriation \$'000
Summary of Compliance		
Transfer payments	3,227,455	3,025,066
Appropriations (per Statement of Comprehensive Income)	12,919,033	13,160,954
Appropriations drawn down	16,146,488	16,186,020

Note:

- 'Expenditure' refers to cash payments. The term 'expenditure' has been used for payments for consistency with AASB 1058 *Income of Not-for-Profit Entities*.
- The variance between the 'total' appropriations and actual expenditure for the year was due to own sourced revenues and the budget adjustments to appropriations during the year. Refer to Note 31 for impact of COVID-19 on Appropriations.

Recognition and measurement

Parliamentary appropriations other than deemed appropriations

Income from appropriations, other than deemed appropriations (of which the accounting treatment is based on the underlying transaction), does not contain enforceable and sufficiently specific performance obligations as defined by AASB 15. Therefore, except as specified below, appropriations (other than deemed appropriations) are recognised as income when the Department obtains control over the assets comprising the appropriations. Control over appropriations is normally obtained upon the receipt of cash.

Appropriations are not recognised as income in the following circumstances:

- Lapsed appropriations are recognised as liabilities rather than income, as the authority to spend the money lapses and the unspent amount is not controlled by the reporting GSF Department.
- The liability relating to lapsed appropriations is disclosed in Note 20 as part of 'Other liabilities – Current' as at 30 June 2021. The liability will be extinguished next financial year through the next annual Appropriations Act. Any liability in respect of transfer payments is disclosed in Note 28 'Administered Assets and Liabilities'.

Department of Communities and Justice

Notes to the financial statements

for the year ended 30 June 2021

3. Revenue (cont'd)

(a) Appropriations and transfers to the Crown (cont'd)

The Department receives its funding under appropriations from the Consolidated Fund / grant funding received from NSW Treasury which receives appropriations from the Consolidated Fund. Appropriations for each financial year are set out in the Appropriation Bill that is prepared and tabled for that year.

Appropriations authorities and spending limits, under the *Appropriations Act*, and from deemed appropriations are given to the relevant responsible minister(s) and not directly to individual agencies. Officers of agencies reporting to those ministers are then delegated authority to incur expenditure under delegation instruments issued by those ministers. Therefore, compliance with aggregate spending limits under the *Appropriation Act* and deemed appropriations should normally be assessed at the responsible minister(s)' level unless the delegation instrument for an agency expressly creates a sub-limit for the agency as a whole (which is unusual). The Department has confirmed that its delegation instruments do not have sub-limits for the Department as a whole.

However, to provide information related to the Department's spending, the summary of compliance table compares:

- Portion of the amounts authorised under the *Appropriations Act* for the services of the Department and other relevant variations to appropriations authorities amounts that have been received by the Department as cluster grants and the Department's own source revenue, with
- The Department's actual spending for the year, including payments to other state government agencies

The table includes monies received from the Department's own-source income from other clusters who have different responsible ministers, as comprising part of the authority to spend.

There is some complexity and uncertainty in respect of the legal implication of monies received by the Department from an agency in another cluster who has a different responsible minister. If those monies are paid from the Consolidated Fund and remain within the Consolidated Fund on receipt the appropriations authority limits of the responsible minister(s) of the paying and receiving agencies will not have been automatically adjusted on transfer of the money. This means the appropriations limit of the receiving responsible minister(s) will not have been increased. Therefore, there is a technical risk that the actual expenditure exceeds the aggregate legal limit authorised for the receiving responsible minister(s) for the relevant reporting period; on the other hand, the paying responsible minister(s) may have unutilised legal spending authority. The total appropriations limits in the *Appropriations Act* are not affected by this matter.

The impact of this legal uncertainty means the balance of own source revenue brought forward and carried forward in the table will not necessarily be reflective of the appropriations authority available to the Department or its responsible minister(s).

Department of Communities and Justice
Notes to the financial statements
for the year ended 30 June 2021

3. Revenue (cont'd)

(b) Sale of goods and services from contracts with customers

	PARENT		CONSOLIDATED	
	2021 \$'000	2020 \$'000	2021 \$'000	2020 \$'000
Sale of goods				
Sale of goods - Corrective Services Industries	14,552	17,597	14,552	17,597
	14,552	17,597	14,552	17,597
Rendering of services				
Filing fees	63,116	65,542	63,116	65,542
Court Fees	52,719	57,199	52,719	57,199
Corrective Services Industries	41,195	37,427	41,195	37,427
Continuity of support services revenue	3,062	17,308	3,062	17,308
Statement of claims	7,295	13,107	7,295	13,107
Management fees	14,099	11,280	14,099	11,280
Minor usage charges	5,510	5,782	5,510	5,782
Fee for disability services	462	5,233	462	5,233
Rent	6,066	5,760	6,066	5,760
Transcription services	2,265	2,874	2,265	2,874
Sheriffs fees	2,233	2,493	2,233	2,493
Canteen sales	1,922	1,632	1,922	1,632
Other fees	7,391	11,762	7,391	11,762
	207,335	237,399	207,335	237,399
Licence fees				
Licence fees	55,075	-	55,075	-
	55,075	-	55,075	-
	276,962	254,996	276,962	254,996

Recognition and measurement

(i) Sale of goods

Revenue from sale of goods is recognised as when the Department satisfies a performance obligation by transferring the promised goods.

Type of good	Nature of timing of satisfaction of performance obligation, including significant payment terms	Revenue recognition policies
<p>(i) Goods - Corrective Services Industries (CSI)</p> <p>The Department's revenue from sale of goods from CSI is derived from the sale of goods purchased by CSI to inmates and the sale of manufactured and assembled goods to external market. These goods are constructed and provided by eligible inmates participating in work programs and accredited training, and are either sold back to inmates, to external customers on an ad-hoc basis, or to customers governed by a contract.</p>	<p>The Department typically satisfies its performance obligations at the point in time when the goods have been collected by the inmate or when the goods are delivered to external market customer.</p> <p>The payments are due when the goods are transferred to the inmates/customers and invoices are generated.</p>	<p>Revenue from these sales is recognised based on the price specified in the contract or display prices, and revenue is only recognised to the extent that it is highly probable that a significant reversal will not occur. No element of financing is deemed present as the sales are made with cash or a short credit term. No volume discount or warranty is provided on the sale.</p>

Department of Communities and Justice
Notes to the financial statements
for the year ended 30 June 2021

3. Revenue (cont'd)

(b) Sale of goods and services from contracts with customers (cont'd)

Recognition and measurement (cont'd)

(ii) Rendering of services

Revenue from rendering of services is recognised when the Department satisfies the performance obligation by transferring the promised services.

Type of service	Nature of timing of satisfaction of performance obligation, including significant payment terms	Revenue recognition policies
<p>(i) Filing fees and Court fees</p> <p>The Department derives filing fees from administrative tasks associated with the engagement of NSW Courts and NSW Civil and Administrative Tribunals (NCAT). These administrative tasks arise when the customer is charged for lodgements for services provided by the Department. These include document filing and retrieval, application fees etc.</p> <p>The court fees are paid for the hearing of proceedings by judges in court for the various legal actions which have been filed.</p>	<p>Filing fees - The Department typically satisfies its performance obligations when either the Department accepts the applications from the public or completes all the steps required by it after the filing of the application noting that there is not a significant time gap between receiving the application and completing the necessary process by the Department.</p> <p>Court fees - The fees are imposed after the court hearing, in which case the performance obligation is already satisfied. In cases where the fees are charged to the customers in relation to providing the date of hearing, no further process/performance obligations are required to be completed or satisfied by the Department.</p> <p>The payments for both services are typically due when the applications are lodged to the Department.</p>	<p>Revenue from filing fees and court fees are recognised based on the stipulated amount for the services listed online on the NSW Courts and Tribunals Online Registry when the services are lodged and payment, which is non-refundable, is received by the Department. No element of financing is deemed present as the sales are made with cash or a short credit term. No volume discount or warranty is provided on the sale.</p> <p>The minimal time lag between the initiation and completion of the service process does not pose a risk of material misstatement to revenue recognition.</p>
<p>(ii) Services - CSI</p> <p>CSI sale of services is derived from the provision of service solutions which are provided by eligible inmates participating in work programs and accredited training to external customers on an ad-hoc basis, or to customers governed by a contract.</p>	<p>The Department typically satisfies its performance obligations when the services have been provided by the eligible inmates to the customers and the invoices are issued to the customers at the point in time.</p> <p>The payments are typically due when the services are transferred to the customer and when invoices are generated.</p>	<p>Revenue from CSI services are recognised based on the price specified in the contract or display prices, and revenue is only recognised to the extent that it is highly probable that a significant reversal will not occur. No element of financing is deemed present as the sales are made with cash or a short credit term. No volume discount or warranty is provided on the sale.</p>

Department of Communities and Justice
Notes to the financial statements
for the year ended 30 June 2021

3. Revenue (cont'd)

(b) Sale of goods and services from contracts with customers (cont'd)

Recognition and measurement (cont'd)

(ii) Rendering of services (cont'd)

Type of service	Nature of timing of satisfaction of performance obligation, including significant payment terms	Revenue recognition policies
<p>(iii) Continuity of Support services</p> <p>The Department as an approved participant and provider of the Commonwealth Continuity of Support (CoS) Programme receives funding from the Commonwealth Department of Health for provision of accommodation support for clients who are aged 65 years and over; do not meet the age requirements to access the NDIS. As the Department has phased out disability services, CoS payment will cease from 2021-2022.</p>	<p>The Department typically satisfies its performance obligations when the CoS clients simultaneously receive the benefits of the accommodation services as the Department provides the services (performs its obligations) over time.</p>	<p>Revenue from CoS is recognised based on the stipulated amount for each CoS client in the funding agreement. As the funding is received by the Department in advance, the revenue is recognised when the performance obligations are satisfied over time on the monthly basis. Any excess funding received is refunded. No element of financing is deemed present as the funding is paid in cash to the Department.</p>
<p>(iv) Other services</p> <p>Revenue received from other minor services rendered by the Department include minor usage charges, disability client fees, Sheriff's fees, management fees etc.</p>	<p>Depending on the nature of the service rendered the Department satisfies its performance obligations when the services are provided to the customers either at the point in time or over time (fortnightly or monthly). The invoices are based on the number of clients receiving the services and fixed rate charges agreed in the contracts.</p>	<p>When performance obligations are satisfied at a point in time, the revenue is recognised when the promised services are transferred and the invoices are issued to the customers. For performance obligations satisfied over time, because the customers simultaneously receive and consume the benefits of the services as the Department performs its obligations, the revenue is recognised when the Department has transferred the promised services to the customers fortnightly or monthly.</p>

Department of Communities and Justice

Notes to the financial statements

for the year ended 30 June 2021

3. Revenue (cont'd)

(c) Investment revenue

	PARENT		CONSOLIDATED	
	2021 \$'000	2020 \$'000	2021 \$'000	2020 \$'000
Bank interest	85	427	87	437
	85	427	87	437

Recognition and measurement

Interest income is calculated by applying the effective interest rate to the gross carrying amount of a financial asset except for financial assets that subsequently become credit-impaired. For the financial assets that become credit impaired, the effective interest rate is applied to the amortised cost of the financial asset (that is, after deducting the loss allowance for expected credit losses).

(d) Retained taxes, fees and fines

	PARENT		CONSOLIDATED	
	2021 \$'000	2020 \$'000	2021 \$'000	2020 \$'000
Restitution orders raised	7,856	9,516	7,856	9,516
Confiscation of crime proceeds	5,365	3,993	5,365	3,993
Victims compensation levies	10,297	10,988	10,297	10,988
	23,518	24,497	23,518	24,497

Recognition and measurement

Retained fees comprise monies due from individuals relating to matters dealt with by the Victims Compensation Tribunal, monies due from the confiscation of crime proceeds and levies raised by the Courts on perpetrators of acts of violence which are in the nature of non-contractual income arising from statutory requirements.

Under AASB 1058, the revenue is recognised as a residual amount, the Department first recognises the statutory receivable as per AASB 9 *Financial Instruments* (AASB 9) when restitution orders are made or confirmed by the Tribunal or when payment arrangements between the Director or Registrar and defendants are entered into, as there is no 'related amount' in accordance with other AAS, then the revenue is recognised immediately at the amount of the statutory receivable.

Department of Communities and Justice

Notes to the financial statements

for the year ended 30 June 2021

3. Revenue (cont'd)

(e) Grants and other contributions

	PARENT		CONSOLIDATED	
	2021 \$'000	2020 \$'000	2021 \$'000	2020 \$'000
Grants to acquire/construct a recognisable non-financial asset to be controlled by the Department				
Grants to acquire/construct a recognisable non-financial asset to be controlled by the Department	3,027	2,712	3,027	2,712
Grants without sufficiently specific performance obligations				
Grants for the operation of the Dust Diseases Tribunal	5,727	5,771	5,727	5,771
Grants for the operation of NSW Civil and Administrative Tribunal consumer and commercial division	22,114	22,048	22,114	22,048
Digital Restart Fund	28,078	2,842	28,078	2,842
Social and Affordable Housing Fund grants	24,684	10,791	24,684	10,791
Redundancy grants from the Crown	35,106	31,310	35,106	31,310
Personal protective equipment received free of charge	9,757	2,092	9,757	2,092
Home Purchase Assistance Fund grants	8,169	9,868	8,169	9,868
Correctional centres health service grants	6,869	7,607	6,869	7,607
Disability transition funding	6,057	-	6,057	-
Aboriginal child and family centre program grants	1,700	-	1,700	-
Information linkages and capacity building grants	-	13,904	-	13,904
COVID-19 related grants	1,273	10,912	1,273	10,912
Other grants	11,844	14,072	11,844	14,072
	164,405	133,929	164,405	133,929

Recognition and measurement

Income from grants to acquire/construct a recognisable non-financial asset to be controlled by the Department is recognised when the Department satisfies its obligations under the transfer. The Department satisfies the performance obligations under the transfer to construct assets over time as the non-financial assets are being constructed. Revenue is recognised over time based on the cost incurred.

Income from grants to acquire/construct a recognisable non-financial asset to be controlled by the Department is recognised based on the grant amount specified in the funding agreement/funding approval or in accordance with legislation, and revenue is only recognised to the extent that it is highly probable that a significant reversal will not occur. No element of financing is deemed present as funding payments are usually received in advance or shortly after the relevant obligation is satisfied.

Income from grants without sufficiently specific performance obligations are recognised when the Department obtains control over the granted assets or when cash grant is received.

Receipt of volunteer services is recognised when and only when the fair value of those services can be reliably determined and the services would have been purchased if not donated. Volunteer services are measured at fair value. The Department did not receive any volunteer services for the year ended 30 June 2021.

Refer to Note 31 for impact of COVID-19 on grants and other contributions.

Department of Communities and Justice

Notes to the financial statements

for the year ended 30 June 2021

3. Revenue (cont'd)

(f) Personnel services

	PARENT		CONSOLIDATED	
	2021	2020	2021	2020
	\$'000	\$'000	\$'000	\$'000
Personnel services	74,586	71,711	74,586	71,711
	74,586	71,711	74,586	71,711

Personnel services revenue relates to the provision of personnel services to the NSW Trustee and Guardian, including the Office of the Public Guardian, the Legal Profession Admission Board, Legal Services Council, the Office of Ageing and Disability Commissioner and the Trustees of the Anzac Memorial Building. The Department does not control these entities.

Recognition and measurement

Under AASB 15, income arising from the provision of personnel services is recognised when the services are provided and only to the extent that the associated recoverable expense is recognised.

(g) Acceptance by Crown of employee benefits and other liabilities

	PARENT		CONSOLIDATED	
	2021	2020	2021	2020
	\$'000	\$'000	\$'000	\$'000
The following liabilities and / or expenses have been assumed by the Crown :				
Superannuation defined benefit	39,061	44,616	39,061	44,616
Long service leave	23,117	114,624	23,117	114,624
Payroll tax	1,913	1,081	1,913	1,081
	64,091	160,321	64,091	160,321

(h) Other income

	PARENT		CONSOLIDATED	
	2021	2020	2021	2020
	\$'000	\$'000	\$'000	\$'000
Agency performance adjustment	3,100	10,829	3,100	10,829
Law Society contributions	6,956	7,943	6,956	7,943
Rental income	44,673	43,802	44,775	43,848
Insurance claims	3,453	15,862	3,453	15,862
Natural disaster claims	822	4,201	822	4,201
Other	9,727	11,227	9,727	11,227
	68,731	93,864	68,833	93,910

Recognition and measurement

Other revenue

The revenue is recognised when the fee in respect of services provided is received or receivable.

Rental Income

Rent is recognised as revenue on a straight line basis over the term of the lease and in accordance with AASB 16 *Leases*.

Refer to Note 31 for impact of COVID-19 on other income.

Department of Communities and Justice
Notes to the financial statements
for the year ended 30 June 2021

4. Loss on disposal

	PARENT		CONSOLIDATED	
	2021	2020	2021	2020
	\$'000	\$'000	\$'000	\$'000
Loss on disposal of land and buildings, plant and equipment and intangibles				
Proceeds from disposal	2,497	6,594	2,497	6,594
Written down value of assets disposed	(7,758)	(8,805)	(7,758)	(8,805)
Net loss on disposal of land and buildings, plant and equipment and intangibles	(5,261)	(2,211)	(5,261)	(2,211)

5. Other gains / losses

	PARENT		CONSOLIDATED	
	2021	2020	2021	2020
	\$'000	\$'000	\$'000	\$'000
Impairment loss on carrying value of property, plant and equipment	(592)	(371)	(592)	(371)
Impairment loss on intangible assets	(9)	(2,388)	(9)	(2,388)
Gain / (loss) on disposal of right-of-use assets	167	(18)	167	(18)
Impairment loss on right-of-use assets	(52,291)	(35,269)	(52,291)	(35,269)
	(52,725)	(38,046)	(52,725)	(38,046)

Recognition and measurement

Impairment losses on non-financial assets

Impairment losses may arise on non-financial assets held by the Department from time to time. Accounting for impairment losses is dependent upon the individual asset (or group of assets) subject to impairment. Accounting Policies and events giving rise to impairment losses are disclosed in the following notes:

Trade Receivables – Note 10

Property, plant and equipment – Note 12

Leases – Note 13

Intangible assets – Note 14

Refer to Note 31 for impact of COVID-19 on other losses.

6. Conditions and restrictions on income

The Department has the following conditions and restrictions on contributions received since funds can only be expended on specific project objectives:

- (i) The Department received \$Nil grants to acquire/construct a recognisable non-financial asset to be controlled by the Department in 2020-21. In 2019-20, the Department recognised \$2.5 million as revenue of Commonwealth funding which was for specific capital projects for enhancing employability skills and opportunities for aboriginal women in custody across NSW. The related performance obligations were fully satisfied as at 30 June 2021.

The Department recognised unspent capital grants liability through Joint Arrangement control from Law Court Ltd. The funding was received from the Commonwealth and State Governments to enable the company to spend on various capital works projects. Capital grants received for the construction of these facilities are recognised as income when the asset is acquired and controlled by the company. For the construction of specified assets, income is recognised as the construction progresses on the basis of costs incurred relative to total expected cost. The balance of unspent capital grants is \$1.7 million at 30 June 2021 (2020: \$3.3 million) will be recognised as income over a period of time. Refer to Note 3(e) Grants and Contributions and Note 20 Other liabilities for details.

Department of Communities and Justice

Notes to the financial statements

for the year ended 30 June 2021

6. Conditions and restrictions on income (cont'd)

- (ii) As at 30 June 2021 the Department held \$Nil (2020: \$0.1 million) in cash at bank (Note 9) representing unspent contributions with conditions from Commonwealth and State agencies. The unspent contributions with conditions was from the Office of Protective Commissioner's Resident Amenities Fund.
- (iii) The Department's Cash and cash equivalents (Note 9) include restricted funds held by the Department which are related to the Affordable Housing Program of \$27.7 million (2020: \$27.6 million) and Murdi Paaki Social Housing agreement of \$12.4 million (2020: \$14.6 million) as at 30 June 2021.

The Affordable Housing Program related tied funds are sourced from various Local Councils and are required to be spent within the respective Council area through affordable housing projects developed by community housing providers.

The Murdi Paaki restricted fund is held for the purpose of implementing the Murdi Paaki Social Housing Agreement and can only be expensed for specific projects approved under the Agreement.

7. Transfer payments

	PARENT		CONSOLIDATED	
	2021 \$'000	2020 \$'000	2021 \$'000	2020 \$'000
Administered Income				
National Disability Insurance Scheme	3,102,504	3,025,066	3,102,504	3,025,066
National Legal Assistance Partnership	108,081	-	108,081	-
Fire services provision assistance	5,168	-	5,168	-
Legal assistance - bushfires	3,323	-	3,323	-
Legal assistance - COVID-19	8,379	-	8,379	-
	3,227,455	3,025,066	3,227,455	3,025,066

	PARENT		CONSOLIDATED	
	2021 \$'000	2020 \$'000	2021 \$'000	2020 \$'000
Administered Expenses				
National Disability Insurance Scheme	3,123,165	2,911,161	3,123,165	2,911,161
National Legal Assistance Partnership	108,081	-	108,081	-
Fire services provision assistance	5,168	-	5,168	-
Legal assistance - bushfires	3,323	-	3,323	-
Legal assistance - COVID-19	8,379	-	8,379	-
	3,248,116	2,911,161	3,248,116	2,911,161

Transfer payments are amounts received for transfer to eligible beneficiaries consistent with the parameters established by legislation or other authoritative requirements. They are not controlled by the Department and are considered as administered items.

(a) National Disability Insurance Scheme (NDIS) payments

The Commonwealth and the State of New South Wales (State) entered into a bilateral agreement under the NDIS for financial contributions to be paid to National Disability Insurance Agency (NDIA). Cash contributions received by the Department under the scheme is disclosed as administered income. Cash contributions paid by the Department to NDIA under the scheme, net of the impact of in-kind contribution administered receivables, are disclosed as a transfer payment expense.

Department of Communities and Justice

Notes to the financial statements

for the year ended 30 June 2021

7. Transfer payments (cont'd)

(a) National Disability Insurance Scheme (NDIS) payments (cont'd)

The total New South Wales contribution for 2020-21 is \$3,466.9 million including cash contributions paid by the Department to NDIA in 2020-21 of \$3,102.5 million (2020: \$3,025.1 million) and in-kind contribution of \$364.4 million. The transfer payment expense for 2020-21 includes a credit of \$167.5 million (2020: \$53.6 million) for the in-kind contribution administered receivable at 1 July 2020 and excludes \$146.9 million (2020: \$167.5 million) for the in-kind administered receivable at 30 June 2021 which will be offset against 2021-22 payments to NDIA.

(b) National Legal Assistance Partnership (NLAP) payments

National Legal Assistance Partnership (NLAP) supports the National Strategic Framework for Legal Assistance, by contributing to integrated, efficient, effective and appropriate legal assistance services which are focused on improving outcomes and keeping the justice system within reach for vulnerable people facing disadvantage, within available resources. The NLAP consists of a multilateral and bilateral agreement between the Commonwealth and each State. The NLAP funding is paid to Department via Appropriation from the Consolidated Fund. The Department subsequently transfers the funding to Legal Aid Commission of New South Wales (LAC) and Aboriginal Legal Service NSW/ ACT (ALS) through cluster grants.

(c) COVID-19 and bushfire legal assistance

Separate agreements were entered between the Commonwealth and the State for the purpose of delivering efficient and effective legal assistance services by LAC to support relief and recovery from the 2019-20 bushfire disasters and to transition to virtual service delivery in response to increased demand as a result of COVID-19.

The funding in relation to the bushfire and COVID-19 legal assistance is received by the Department via Appropriation from the Consolidated Fund and subsequently transferred to LAC through cluster grants.

(d) Fire services provision assistance

The Commonwealth and the State entered into a Memorandum of Understanding (MOU) for the provision of fire services by the State to all Australian Government Agencies. The Commonwealth makes contributions in accordance with the MOU to the State for the standard fire services the State provides for all Australian Government Sites. The funding is paid to the Department via Appropriation from the Consolidated Fund and transferred via cluster grants to Fire and Rescue NSW (FRNSW) and NSW Rural Fire Service (RFS) who provide the specified services according to the MOU.

Refer to Note 3 (a), Note 8 and Note 28 for details on administered expenses, income and assets.

Department of Communities and Justice
Notes to the financial statements
for the year ended 30 June 2021

8. Consolidated State Outcome statements

Expense and income	Active and inclusive communities	Children and families thrive	Efficient and effective legal system	People have a safe and affordable place to live	Reduce reoffending	Not attributable	Total
2021	\$'000	\$'000	\$'000	\$'000	\$'000	\$'000	\$'000
Expenses excluding losses							
Employee related expenses	26,490	640,678	586,522	221,064	1,391,695	-	2,866,449
Operating expenses	47,379	190,576	506,921	60,022	692,651	-	1,497,549
Depreciation and amortisation	30,532	49,557	90,625	12,265	263,858	-	446,837
Grants and subsidies	153,621	1,823,238	51,581	702,811	96,977	5,891,440	8,719,668
Finance costs	102	3,190	8,243	1,095	40,947	-	53,577
Total expenses excluding losses	258,124	2,707,239	1,243,892	997,257	2,486,128	5,891,440	13,584,080
Revenue							
Appropriations ¹	-	-	-	-	-	12,919,033	12,919,033
Sale of goods and services from contracts with customers	4,837	4,069	137,256	3,776	127,024	-	276,962
Investment revenue	2	-	3	64	18	-	87
Retained taxes, fees and fines	-	-	23,518	-	-	-	23,518
Grants and other contributions	21,424	12,918	60,881	40,387	28,795	-	164,405
Personnel services	4,165	2	68,160	2,254	5	-	74,586
Acceptance by Crown of employee benefits and other liabilities	(800)	9,610	37,853	3,757	13,671	-	64,091
Other income	45,919	4,660	9,006	765	8,483	-	68,833
Total revenue	75,547	31,259	336,677	51,003	177,996	12,919,033	13,591,515
Operating result	(182,577)	(2,675,980)	(907,215)	(946,254)	(2,308,132)	7,027,593	7,435
Loss on disposal	(7)	(370)	(1,328)	(107)	(3,449)	-	(5,261)
Impairment loss on financial assets	(434)	(576)	(1,775)	(201)	(1,246)	-	(4,232)
Other losses	(348)	(10,922)	(10,334)	(3,823)	(27,298)	-	(52,725)
Net result from continuing operations	(183,366)	(2,687,848)	(920,652)	(950,385)	(2,340,125)	7,027,593	(54,783)
Other Comprehensive Income							
Net change in revaluation surplus of property, plant and equipment	14,237	13,907	373,573	2,154	105,532	-	509,403
Total Other Comprehensive Income	14,237	13,907	373,573	2,154	105,532	-	509,403
TOTAL COMPREHENSIVE INCOME	(169,129)	(2,673,941)	(547,079)	(948,231)	(2,234,593)	7,027,593	454,620

The names and purposes of each state outcome are summarised below.

¹ Appropriations are made on an entity basis and not to individual state outcomes. Consequently appropriations are included in the "Not Attributable" column. Cluster grant funding is also unlikely to be attributable to individual state outcomes. Consequently, cluster grant funding is also included in the "Not Attributable" column.

**Department of Communities and Justice
Notes to the financial statements
for the year ended 30 June 2021**

8. Consolidated State Outcome statements (cont'd)

Expense and income Restated 2020	Enable people with disability to live independently \$'000	Resilient to Disasters and Emergencies \$'000	Effective and Efficient Resolution of Legal Disputes \$'000	Maintain Rights and Records \$'000	Build inclusive communities \$'000	Breaking the Cycle of Re-offending \$'000	Protect children and families \$'000	Provide a safe and affordable place to live \$'000	Not attributable \$'000	Total \$'000
Expenses excluding losses										
Employee related expenses	91,067	13,110	450,750	154,877	19,001	1,394,818	655,052	234,516	-	3,013,191
Operating expenses	60,171	786,406	173,947	179,705	11,964	564,603	217,731	58,442	-	2,052,969
Depreciation and amortisation	27,692	1,056	82,336	5,547	817	212,764	33,814	12,913	-	376,939
Grants and subsidies	57,074	30,180	3,097	45,190	53,230	24,816	1,739,841	741,547	-	8,228,558
Finance costs	-	55	7,884	463	73	36,413	2,931	1,081	-	48,900
Total expenses excluding losses	236,004	830,807	718,014	385,782	85,085	2,233,414	2,649,369	1,048,499	5,533,583	13,720,557
Revenue										
Appropriations ¹	-	-	-	-	-	-	-	-	-	13,160,954
Sale of goods and services from contracts with customers	22,541	59	150,852	571	1,875	72,578	3,815	2,705	-	254,996
Investment revenue	10	-	46	-	-	60	-	321	-	437
Retained taxes, fees and fines	-	-	-	24,497	-	-	-	-	-	24,497
Grants and other contributions	36,293	165	31,227	6,045	440	23,210	5,350	31,199	-	133,929
Personnel services	3,005	-	-	66,476	-	-	-	2,230	-	71,711
Acceptance by Crown of employee benefits and other liabilities	-	-	-	-	-	-	-	-	160,321	160,321
Other income	55,443	730	5,850	7,086	1,040	12,702	6,899	4,160	-	93,910
Total revenue	117,292	954	187,975	104,675	3,355	108,550	16,064	40,615	13,321,275	13,900,755
Operating result	(118,712)	(829,853)	(530,039)	(281,107)	(81,730)	(2,124,864)	(2,633,305)	(1,007,884)	7,787,692	180,198
Loss on disposal	(167)	(6)	1,207	(43)	(8)	(2,748)	(334)	(112)	-	(2,211)
Impairment reversal on financial assets	(7,122)	66	1,995	408	72	6,422	2,906	682	-	5,429
Other losses	(371)	(7)	(7,003)	(1,191)	(214)	(17,873)	(8,382)	(3,005)	-	(38,046)
Net result from continuing operations	(126,372)	(829,800)	(533,840)	(281,933)	(81,880)	(2,139,063)	(2,639,115)	(1,010,319)	7,787,692	145,370
Other Comprehensive Income										
Net change in revaluation surplus of property, plant and equipment	53,949	-	62,543	191	13	149,084	2,507	178	-	268,465
Change in accounting policy - initial application of AASB 1059	-	-	-	-	-	28,734	-	-	-	28,734
Total Other Comprehensive Income	53,949	-	62,543	191	13	177,818	2,507	178	-	297,199
TOTAL COMPREHENSIVE INCOME	(72,423)	(829,800)	(471,297)	(281,742)	(81,867)	(1,961,245)	(2,636,608)	(1,010,141)	7,787,692	442,569

The names and purposes of each state outcome are summarised below.

¹ Appropriations are made on an entity basis and not to individual state outcomes. Consequently appropriations are included in the "Not Attributable" column. Cluster grant funding is also unlikely to be attributable to individual state outcomes. Consequently, cluster grant funding is also included in the "Not Attributable" column.

Department of Communities and Justice
Notes to the financial statements
for the year ended 30 June 2021

8. Consolidated State Outcome statements (cont'd)

Assets and liabilities	Active and inclusive communities	Children and families thrive	Efficient and effective legal system	People have a safe and affordable place to live	Reduce reoffending	Not attributable	Total
	\$'000	\$'000	\$'000	\$'000	\$'000	\$'000	\$'000
ASSETS							
Current Assets							
Cash and cash equivalents	2,048	28,374	23,272	10,155	60,411	-	124,260
Receivables	2,901	97,564	97,971	30,790	33,856	-	263,082
Inventories	-	-	-	-	13,365	-	13,365
Non-current assets held for sale	4,949	125,938	121,243	40,945	107,632	-	400,707
Total Current Assets	4,949	125,938	121,345	40,945	133,463	-	25,933
Non-Current Assets							
Receivables	1,148	19,435	28,871	172	102	-	49,728
Property, plant and equipment	12,609	197,004	2,950,321	36,710	5,469,720	-	8,666,364
Right-of-use assets	4,772	149,483	149,542	51,309	403,395	-	758,501
Intangible assets	1,113	82,797	85,571	15,175	48,442	-	233,098
Total Non-Current Assets	19,642	448,719	3,214,305	103,366	5,921,659	-	9,707,691
Total Assets	24,591	574,657	3,335,650	144,311	6,055,122	-	10,134,331
LIABILITIES							
Current Liabilities							
Payables	2,211	82,822	85,940	29,483	117,164	-	317,620
Borrowings	453	14,191	36,450	4,871	98,187	-	154,152
Provisions	4,236	86,789	214,324	29,730	190,293	-	525,372
Other current liabilities	95	3,696	3,032	1,323	947	-	9,093
Total Current Liabilities	6,995	187,498	339,746	65,407	406,591	-	1,006,237
Non-Current Liabilities							
Borrowings	2,893	90,624	232,773	31,107	1,416,720	-	1,774,117
Provisions	498	11,711	315,169	4,025	6,800	-	338,203
Other non-current liabilities	9	333	273	119	85	-	819
Total Non-Current Liabilities	3,400	102,668	548,215	35,251	1,423,605	-	2,113,139
Total Liabilities	10,395	290,166	887,961	100,658	1,830,196	-	3,119,376
NET ASSETS	14,196	284,491	2,447,689	43,653	4,224,926	-	7,014,955

The names and purposes of each state outcome are summarised below.

Department of Communities and Justice
Notes to the financial statements
for the year ended 30 June 2021

8. Consolidated State Outcome statements (cont'd)

Assets and liabilities Restated 2020	Enable people with disability to live independently \$'000	Resilient to Disasters and Emergencies \$'000	Effective and Efficient Resolution of Legal Disputes \$'000	Maintain Rights and Records \$'000	Build inclusive communities \$'000	Breaking the Cycle of Re-offending \$'000	Protect children and families \$'000	Provide a safe and affordable place to live \$'000	Not attributable \$'000	Total \$'000
ASSETS										
Current Assets										
Cash and cash equivalents	4,614	-	10,675	2,186	387	34,296	15,575	5,749	-	73,482
Receivables	11,963	-	52,609	27,062	1,861	29,983	84,337	26,818	-	234,633
Inventories	-	-	-	-	-	22,402	-	-	-	22,402
Non-current assets held for sale	16,577	-	63,284	29,248	2,248	86,681	99,912	32,567	-	330,517
	763	-	-	-	-	26,011	-	-	-	26,774
Total Current Assets	17,340	-	63,284	29,248	2,248	112,692	99,912	32,567	-	357,291
Non-Current Assets										
Receivables	1,740	-	692	27,359	21	145	30,984	241	-	61,182
Property, plant and equipment	1,386,934	-	2,121,005	16,455	1,185	4,545,315	133,124	23,263	-	8,227,281
Right-of-use assets	-	-	134,925	21,701	3,853	419,377	154,359	56,775	-	790,990
Intangible assets	-	-	61,695	4,784	798	54,714	65,452	11,779	-	199,222
Total Non-Current Assets	1,388,674	-	2,318,317	70,299	5,857	5,019,551	383,919	92,058	-	9,278,675
Total Assets	1,406,014	-	2,381,601	99,547	8,105	5,132,243	483,831	124,625	-	9,635,966
LIABILITIES										
Current Liabilities										
Payables	6,431	-	93,527	33,220	3,465	111,345	137,208	50,522	-	435,718
Borrowings	-	-	52,117	2,874	510	47,631	20,456	7,532	-	131,120
Provisions	6,837	-	87,085	91,572	3,026	195,249	103,763	37,050	-	524,582
Other current liabilities	-	-	1,631	334	59	622	2,380	878	-	5,904
Total Current Liabilities	13,268	-	234,360	128,000	7,060	354,847	263,807	95,982	-	1,097,324
Non-Current Liabilities										
Borrowings	-	-	212,330	11,711	2,078	1,463,946	83,336	30,688	-	1,804,089
Provisions	-	-	35,013	121,324	83	12,599	3,794	973	-	173,786
Other non-current liabilities	-	-	119	24	4	45	176	64	-	432
Total Non-Current Liabilities	-	-	247,462	133,059	2,165	1,476,590	87,306	31,725	-	1,978,307
Total Liabilities	13,268	-	481,822	261,059	9,225	1,831,437	351,113	127,707	-	3,075,631
NET ASSETS	1,392,746	-	1,899,779	(61,512)	(1,120)	3,300,806	132,718	(3,082)	-	6,560,335

The names and purposes of each state outcome are summarised below.

Department of Communities and Justice
Notes to the financial statements
for the year ended 30 June 2021

8. Consolidated State Outcome statements (cont'd)

	Active and inclusive communities	Children and families thrive	Efficient and effective legal system	People have a safe and affordable place to live	Reduce reoffending	Not attributable	Total
	\$'000	\$'000	\$'000	\$'000	\$'000	\$'000	\$'000
Administered expenses and income 2021							
Administered Expenses							
Transfer payments	3,123,165	-	-	-	-	124,951	3,248,116
Other	-	-	-	-	-	17,593	17,593
Total Administered Expenses	3,123,165	-	-	-	-	142,544	3,265,709
Administered Income							
Transfer receipts	3,102,504	-	-	-	-	-	3,102,504
Consolidated Fund	-	-	-	-	-	-	-
Taxes, fees and fines	-	-	17,593	-	-	-	17,593
Other	-	-	119,783	-	-	5,168	124,951
Total Administered Income	3,102,504	-	137,376	-	-	5,168	3,245,048
Administered income less expenses	(20,661)	-	137,376	-	-	(137,376)	(20,661)

The names and purposes of each state outcome are summarised below.

Administered assets and liabilities are disclosed in Note 28.

Department of Communities and Justice
Notes to the financial statements
for the year ended 30 June 2021

8. Consolidated State Outcome statements (cont'd)

	Enable people with disability to live independently	Resilient to Disasters and Emergencies	Effective and Efficient Resolution of Legal Disputes	Maintain Rights and Records	Build inclusive communities	Breaking the Cycle of Re- offending	Protect children and families	Provide a safe and affordable place to live	Not attributable	Total
	\$'000	\$'000	\$'000	\$'000	\$'000	\$'000	\$'000	\$'000	\$'000	\$'000
Administered expenses and income restated 2020										
Administered Expenses										
Transfer payments	2,911,161	-	-	-	-	-	-	-	-	2,911,161
Other	-	-	-	-	-	-	-	-	32,089	32,089
Total Administered Expenses	2,911,161	-	-	-	-	-	-	-	32,089	2,943,250
Administered Income										
Transfer receipts	3,025,066	-	-	-	-	-	-	-	-	3,025,066
Consolidated Fund	-	-	10,153	-	-	-	-	-	-	10,153
Taxes, fees and fines	-	11,664	-	8,903	-	-	-	-	-	20,567
Other	-	-	-	-	-	-	-	-	-	-
Total Administered Income	3,025,066	11,664	10,153	8,903	-	-	-	-	-	3,055,786
Administered income less expenses	113,905	11,664	10,153	8,903	-	-	-	-	(32,089)	112,536

The names and purposes of each state outcome are summarised below.

**Department of Communities and Justice
Notes to the financial statements
for the year ended 30 June 2021**

8. Consolidated State Outcome statements (cont'd)

State Outcome description for the year ended 30 June 2021

(a) Active and inclusive communities

Delivering programs and support services that aim to improve wellbeing, increase physical activity and community participation, and promote community harmony social inclusion and cohesion, particularly for participants in the NDIS.

(b) Children and families thrive

Ensuring the safety and wellbeing of vulnerable, children, young people and families, and protecting them from the risk of harm, abuse and neglect.

(c) Efficient and effective legal system

Resolving matters through legal services, the administration of courts and tribunals, and client-facing justice services to victims and vulnerable people.

(d) People have a safe and affordable place to live

Assisting people who are unable to access or maintain appropriate housing, including homelessness services.

(e) Reduce reoffending

Operating the State's corrections system, including support for, and management of, adult and juvenile offenders in correctional centres and the community.

**Department of Communities and Justice
Notes to the financial statements
for the year ended 30 June 2021**

8. Consolidated State Outcome statements (cont'd)

State Outcome description for the year ended 30 June 2020

(a) Enable people with disability to live independently

Supporting the transition of clients to the National Disability Insurance Scheme and more inclusive communities.

(b) Resilient to disasters and emergencies

Delivering emergency management to enhance response and recovery efforts and build community resilience.

(c) Effective and efficient resolution of legal disputes

Supporting the administration of courts and tribunals and the delivery of legal services in New South Wales.

(d) Maintain rights and records

Providing client services, including support for victims and vulnerable people.

(e) Build inclusive communities

Delivering community support to increase community participation and promote social harmony and cohesion.

(f) Breaking the cycle of reoffending

Supporting and managing adult and juvenile offenders in correctional centres, and in the community.

(g) Protect children and families

Supporting the safety and wellbeing of vulnerable children, young people and families.

(h) Provide a safe and affordable place to live

Providing assistance for people unable to access or maintain appropriate housing, including homelessness services.

Department of Communities and Justice
Notes to the financial statements
for the year ended 30 June 2021

9. Cash and cash equivalents

	PARENT		CONSOLIDATED	
	2021	2020	2021	2020
	\$'000	\$'000	\$'000	\$'000
Cash at bank and on hand	122,937	72,101	124,260	73,482
Total cash and cash equivalents	122,937	72,101	124,260	73,482

For the purposes of the Statement of Cash Flows, cash and cash equivalents includes cash on hand, cash at bank and short term deposits with original maturities of three months or less and subject to an insignificant risk of changes in value.

Cash and cash equivalent assets recognised in the Statement of Financial Position are reconciled at the end of financial year to the Statement of Cash Flows as follows:

Cash and cash equivalents (per Statement of Financial Position)	122,937	72,101	124,260	73,482
Closing cash and cash equivalents (per Statement of Cash Flows)	122,937	72,101	124,260	73,482

Cash at bank includes \$40.1 million (2020: \$42.2 million) that is restricted. Refer to Note 6 for further details.

As at 30 June 2021 the Department held \$Nil (2020: \$0.1 million) in cash at bank representing unspent contributions with conditions from Commonwealth and State agencies. Refer to Note 6 for further details.

Refer to Note 26 for details regarding credit risk and market risk arising from financial instruments.

Department of Communities and Justice
Notes to the financial statements
for the year ended 30 June 2021

10. Receivables

	PARENT		CONSOLIDATED	
	2021	2020	2021	2020
	\$'000	Restated \$'000	\$'000	Restated \$'000
Current				
Trade receivables from contracts with customers	21,125	20,219	21,125	20,219
Rental receivables	8,702	6,039	8,702	6,039
Bond loan receivables	11,650	14,811	11,650	14,811
Other receivables	4,291	7,608	4,291	7,608
	45,768	48,677	45,768	48,677
Less: Allowance for expected credit losses*				
- Trade receivables from contracts with customers	(16,643)	(13,491)	(16,643)	(13,491)
- Other receivables	(12,904)	(12,471)	(12,904)	(12,471)
Total expected credit losses	(29,547)	(25,962)	(29,547)	(25,962)
Amounts due from other government agencies	90,217	55,485	90,217	55,485
Goods and services tax recoverable from ATO	44,607	46,741	44,607	46,741
Long service leave	20,128	20,671	20,128	20,671
Personnel services	12,635	10,430	12,635	10,430
Victims compensation fund/criminal injuries	6,861	6,770	6,861	6,770
Prepayments	49,921	53,307	49,921	53,307
Trade receivables - other	22,492	18,514	22,492	18,514
	263,082	234,633	263,082	234,633

***Movements in the allowance for expected credit losses**

	2021	2020	2021	2020
	\$'000	\$'000	\$'000	\$'000
Balance at 1 July	25,962	-	25,962	-
Increase from equity transfers on administrative restructure - 1 July 2019	-	35,079	-	35,079
Amounts written off during the year	(647)	(2,948)	(647)	(2,948)
Increase/(decrease) in allowance recognised in net results	4,232	(5,429)	4,232	(5,429)
Other movement	-	(740)	-	(740)
Balance at 30 June	29,547	25,962	29,547	25,962

	PARENT		CONSOLIDATED	
	2021	2020	2021	2020
	\$'000	\$'000	\$'000	\$'000
Non-current				
Lease incentives	1,095	1,740	1,095	1,740
Long service leave	1,991	1,798	1,991	1,798
Personnel services	220	212	220	212
Victims compensation fund/criminal injuries	27,446	27,085	27,446	27,085
Other receivables	36	43	36	43
Prepayments	18,940	30,304	18,940	30,304
	49,728	61,182	49,728	61,182
Total Receivables	312,810	295,815	312,810	295,815

Department of Communities and Justice
Notes to the financial statements
for the year ended 30 June 2021

10. Receivables (cont'd)

(a) Trade receivables from contracts with customers

	PARENT		CONSOLIDATED	
	2021	2020	2021	2020
	\$'000	\$'000	\$'000	\$'000
Amounts receivable from contracts with customers	95,318	106,156	95,318	106,156
Less:				
Amounts receivable that do not meet the asset recognition criteria	(74,193)	(68,195)	(74,193)	(68,195)
Allowance for impairment	(15,926)	(16,267)	(15,926)	(16,267)
	5,199	21,694	5,199	21,694

(b) Retained fees – Victim Support Fund debtors

Amounts receivable from restitution orders made or confirmed by the Victims Compensation Tribunal	274,134	265,215	274,134	265,215
Less:				
Amounts receivable that do not meet the asset recognition criteria	(239,828)	(231,361)	(239,828)	(231,361)
Victims Compensation Fund Debtors	34,306	33,854	34,306	33,854
This is represented by:				
Current	6,861	6,771	6,861	6,771
Non-current	27,446	27,083	27,446	27,083
	34,307	33,854	34,307	33,854

(c) Retained fees – Criminal injuries Compensation

Amounts receivable from restitution orders made or confirmed by the Victims Compensation Tribunal	142	143	142	143
Less:				
Amounts receivable that do not meet the asset recognition criteria	(140)	(140)	(140)	(140)
Victims Compensation Fund Debtors	2	3	2	3
This is represented by:				
Current	1	1	1	1
Non-current	1	2	1	2
	2	3	2	3

Details regarding credit risk of trade receivables that are neither past due nor impaired, are disclosed in Note 26.

Recognition and measurement

Receivables are initially recognised at fair value plus any directly attributable transaction costs. Trade receivables that do not contain a significant financing component are measured at the transaction price.

All 'regular way' purchases or sales of financial assets are recognised and derecognised on a trade date basis. Regular way purchases or sales are purchases or sales of financial assets that require delivery of assets within the time frame established by regulation or convention in the marketplace.

- (a) Trade receivables from contracts with customers and other receivables are recognised for accounting purposes only when they comply with established asset recognition criteria, where debts can be reliably measured and provide a future economic benefit.

Court debtors held at Revenue NSW are recognised based on average cash receipts for the three years ended 30 June 2021. The balance of the court debts held at Revenue NSW, which are not recognised, are shown above as "Receivable that do not meet the asset recognition criteria".

Department of Communities and Justice

Notes to the financial statements

for the year ended 30 June 2021

10. Receivables (cont'd)

Recognition and measurement (cont'd)

(b) Retained fees – Victims Support Fund debtors

Victims Support Fund debtors are recognised for accounting purposes only when they comply with established asset recognition criteria, where debts can be reliably measured and provide a future economic benefit.

This represents the Department's best estimate in accordance with accounting standards. The majority of the gross receivable of \$274.1 million (2020: \$265.2 million) does not meet the asset recognition criteria because the Department has a documented history of non-payment by the perpetrators of crimes. Current balance is represented by the average collection rate and the non-current balance is represented by five years of reliable recovery rate.

(c) Retained fees – Criminal Injuries Compensation debtors under the former Criminal Injuries Compensation Act 1967 are recognised for accounting purposes only when they comply with established asset recognition criteria, where debts can be reliably measured and provide a future economic benefit.

This represents the Department's best estimate in accordance with accounting standards. The majority of the gross receivable of \$0.1 million (2020: \$0.1 million) does not meet the asset recognition criteria because the Department has a documented history of non-payment by the perpetrators of crimes. A five year average collection rate best represents those debtors that management believe will be received.

Details regarding credit risk of trade debtors that are neither past due nor impaired, are disclosed in Note 26.

Subsequent measurement

The Department holds receivables with the objective to collect the contractual cash flows and therefore measures them at amortised cost using the effective interest method, less any impairment. Changes are recognised in the net result for the year when impaired, derecognised or through the amortisation process.

Impairment

The Department recognises an allowance for expected credit losses (ECLs) for all debt financial assets not held at fair value through profit or loss. ECLs are based on the difference between the contractual cash flows and the cash flows that the Department expects to receive, discounted at the original effective interest rate.

For trade receivables, the Department applies a simplified approach in calculating ECLs. The Department recognises a loss allowance based on lifetime ECLs at each reporting date. The Department has established a provision matrix based on its historical credit loss experience for trade receivables, adjusted for forward-looking factors specific to the receivable.

Department of Communities and Justice
Notes to the financial statements
for the year ended 30 June 2021

11. Inventories

	PARENT		CONSOLIDATED	
	2021 \$'000	2020 \$'000	2021 \$'000	2020 \$'000
Raw materials - at cost	7,843	6,817	7,843	6,817
Work in progress - at cost	393	1,203	393	1,203
Finished goods - at cost	3,385	12,872	3,385	12,872
Livestock - At net realisable value ²	1,744	1,510	1,744	1,510
	13,365	22,402	13,365	22,402

Recognition and measurement

Inventories held for distribution are stated at cost, adjusted when applicable, for any loss of service potential. A loss of service potential is identified and measured based on the existence of a current replacement cost that is lower than the carrying amount, or any loss of operating capacity due to obsolescence. Inventories (other than those held for distribution) are stated at the lower of cost and net realisable value. Cost is calculated using the weighted average cost method.

The cost of inventories acquired at no cost or for nominal consideration is the current replacement cost as at the date of acquisition. Current replacement cost is the cost the Department would incur to acquire the asset. Net realisable value is the estimated selling price in the ordinary course of business less the estimated costs of completion and the estimated costs necessary to make the sale.

² Market appraisals have been obtained to determine fair value, less cost to sell, of all livestock held at the end of the reporting period.

Department of Communities and Justice
Notes to the financial statements
for the year ended 30 June 2021

12. Property, plant and equipment

(a) Total property, plant and equipment

PARENT	Land and buildings Restated \$'000	Plant and equipment Restated \$'000	Finance lease assets \$'000	Total Restated \$'000
Assets transferred from administrative restructure - 1 July 2019				
Gross carrying amount	8,693,646	828,661	291,808	9,814,115
Accumulated depreciation and impairment	(2,230,511)	(436,524)	(63,897)	(2,730,932)
Net carrying amount	6,463,135	392,137	227,911	7,083,183
Year ended 30 June 2020				
Net carrying amount at beginning of year	-	-	-	-
Increase in Property, Plant and Equipment from equity transfers on administrative restructure - 1 July 2019	6,463,135	392,137	227,911	7,083,183
Lease incentive adjustment on initial application of AASB 16	-	-	(18,087)	(18,087)
Derecognition of finance lease assets on initial application of AASB 16	-	-	(209,824)	(209,824)
Net adjustment on initial application of AASB 1059	476,599	97,636	-	574,235
Adjusted net carrying amount at beginning of year	6,939,734	489,773	-	7,429,507
Additions	528,573	221,608	-	750,181
Disposals	(1,665)	(214)	-	(1,879)
Impairment losses	(371)	-	-	(371)
Net change in revaluation surplus of property, plant and equipment ³	296,794	-	-	296,794
Assets transferred out on administrative restructure - 1 May 2020	-	(376)	-	(376)
Transfers (to)/from intangible assets	(3,217)	822	-	(2,395)
Transfers to assets held for sale	(26,593)	-	-	(26,593)
Depreciation expense	(161,114)	(66,173)	-	(227,287)
Reclassification between classes	216	(216)	-	-
Net carrying amount at end of year	7,572,357	645,224	-	8,217,581

³ Includes \$28.7million in relation to asset revaluation reserve for Clarence Correctional Centre on initial adoption of AASB 1059.

Department of Communities and Justice
Notes to the financial statements
for the year ended 30 June 2021

12. Property, plant and equipment (cont'd)

(a) Total property, plant and equipment (cont'd)

PARENT	Land and buildings Restated \$'000	Plant and equipment Restated \$'000	Total Restated \$'000
At 1 July 2020 - fair value			
Gross carrying amount	10,031,201	1,125,647	11,156,848
Accumulated depreciation and impairment	(2,458,844)	(480,423)	(2,939,267)
Net carrying amount	7,572,357	645,224	8,217,581
Year ended 30 June 2021			
Net carrying amount at beginning of year	7,572,357	645,224	8,217,581
Additions	174,596	109,609	284,205
Disposals	(3,338)	(1,204)	(4,542)
Impairment losses	(111)	(481)	(592)
Net change in revaluation surplus of property, plant and equipment	508,713	-	508,713
Transfers from/(to) intangible assets	7,117	(3,719)	3,398
Transfers to assets held for sale	(808)	-	(808)
Depreciation expense	(192,418)	(98,687)	(291,105)
Assets transferred to expense ⁴	(60,736)	-	(60,736)
Net carrying amount at end of year	8,005,372	650,742	8,656,114
At 30 June 2021 - fair value			
Gross carrying amount	10,918,248	1,209,721	12,127,969
Accumulated depreciation and impairment	(2,912,876)	(558,979)	(3,471,855)
Net carrying amount	8,005,372	650,742	8,656,114

The net carrying amount of service concession assets included in land and buildings is \$1,158.7 million and plant and equipment is \$230.2 million as at 30 June 2021 (2020: land and buildings - \$770.3 million, plant and equipment - \$251.3 million). During 2020-21, existing land and buildings with a net carrying amount of \$418.5 million (2020: land and buildings - \$265.0 million) have been reclassified as service concession assets. Additions in 2020-21 includes \$Nil land and buildings and \$Nil plant and equipment (2020: land and buildings - \$28.7 million, plant and equipment - \$153.6 million) service concession assets.

Further details regarding the fair value measurement of property, plant and equipment are disclosed in Note 16.

Refer to Note 31 for impact of COVID-19 on property, plant and equipment.

⁴ The amount of \$60.7m relates to assets written off and unavoidable construction costs incurred to complete the early works for the surrounding infrastructure of Clarence Correctional Centre which was operational on 1 July 2020. The early works include public road, water, communications and electricity facility upgrades which were transferred to third parties.

Department of Communities and Justice
Notes to the financial statements
for the year ended 30 June 2021

12. Property, plant and equipment (cont'd)

(a) Total property, plant and equipment (cont'd)

CONSOLIDATED	Land and buildings Restated \$'000	Plant and equipment Restated \$'000	Finance lease assets \$'000	Total Restated \$'000
Assets transferred from administrative restructure - 1 July 2019				
Gross carrying amount	8,703,771	828,661	291,808	9,824,240
Accumulated depreciation and impairment	(2,231,211)	(436,524)	(63,897)	(2,731,632)
Net carrying amount	6,472,560	392,137	227,911	7,092,608
Year ended 30 June 2020				
Net carrying amount at beginning of year	9,425	-	-	9,425
Increase in Property, Plant and Equipment from equity transfers on administrative restructure - 1 July 2019	6,463,135	392,137	227,911	7,083,183
Lease incentive adjustment on initial application of AASB 16	-	-	(18,087)	(18,087)
Derecognition of finance lease assets on initial application of AASB 16	-	-	(209,824)	(209,824)
Net adjustment on initial application of AASB 1059	476,599	97,636	-	574,235
Adjusted net carrying amount at beginning of year	6,949,159	489,773	-	7,438,932
Additions	528,573	221,608	-	750,181
Disposals	(1,665)	(214)	-	(1,879)
Impairment losses	(371)	-	-	(371)
Net change in revaluation surplus of property, plant and equipment ³	297,199	-	-	297,199
Assets transferred out on administrative restructure - 1 May 2020	-	(376)	-	(376)
Transfers (to)/from intangible assets	(3,217)	822	-	(2,395)
Transfers to assets held for sale	(26,593)	-	-	(26,593)
Depreciation expense	(161,244)	(66,173)	-	(227,417)
Reclassification between classes	216	(216)	-	-
Net carrying amount at end of year	7,582,057	645,224	-	8,227,281

³ Includes \$28.7million in relation to asset revaluation reserve for Clarence Correctional Centre on initial adoption of AASB 1059.

Department of Communities and Justice
Notes to the financial statements
for the year ended 30 June 2021

12. Property, plant and equipment (cont'd)

(a) Total property, plant and equipment (cont'd)

CONSOLIDATED	Land and buildings Restated \$'000	Plant and equipment Restated \$'000	Total Restated \$'000
At 1 July 2020 - fair value			
Gross carrying amount	10,041,704	1,125,647	11,167,351
Accumulated depreciation and impairment	(2,459,647)	(480,423)	(2,940,070)
Net carrying amount	7,582,057	645,224	8,227,281
Year ended 30 June 2021			
Net carrying amount at beginning of year	7,582,057	645,224	8,227,281
Derecognition on initial application of AASB 16	-	-	-
Adjusted net carrying amount at beginning of year	7,582,057	645,224	8,227,281
Additions	174,596	109,609	284,205
Disposals	(3,338)	(1,204)	(4,542)
Impairment losses	(111)	(481)	(592)
Net change in revaluation surplus of property, plant and equipment	509,403	-	509,403
Transfers from/(to) intangible assets	7,117	(3,719)	3,398
Transfers to assets held for sale	(808)	-	(808)
Depreciation expense	(192,558)	(98,687)	(291,245)
Assets transferred to expense ⁴	(60,736)	-	(60,736)
Net carrying amount at end of year	8,015,622	650,742	8,666,364
At 30 June 2021 - fair value			
Gross carrying amount	10,929,306	1,209,721	12,139,027
Accumulated depreciation and impairment	(2,913,684)	(558,979)	(3,472,663)
Net carrying amount	8,015,622	650,742	8,666,364

Further details regarding the fair value measurement of property, plant and equipment are disclosed in Note 16.

The net carrying amount of service concession assets included in land and buildings is \$1,158.7 million and plant and equipment is \$230.2 million as at 30 June 2021 (2020: land and buildings - \$770.3 million, plant and equipment - \$251.3 million). During 2020-21, land and buildings of \$418.5 million net carrying amount (2020: land and buildings- \$265.0 million) for existing assets of the Department has been reclassified as service concession assets. Additions in 2020-21 includes \$Nil land and buildings and \$Nil plant and equipment (2020: land and buildings – \$28.7 million, plant and equipment - \$153.6 million) service concession assets capitalised during the year.

Asset under Construction/ Works in Progress

Land and buildings comprise land and buildings and related work in progress. Plant and equipment comprises of computer equipment, furniture and fittings, plant, equipment, make-good assets, leasehold improvements, voice communications, data communications and work in progress.

The value of works in progress relating to land and buildings and plant and equipment for parent and consolidated entities is \$571.4 million (2020: \$1,175.3 million) at 30 June 2021.

⁴ The amount of \$60.7m relates to assets written off and unavoidable construction costs incurred to complete the ground works for the surrounding infrastructure of Clarence Correctional Centre which was operational on 1 July 2020. The ground works include public road, water, communications and electricity facility upgrades which were transferred to Local Councils.

Department of Communities and Justice
Notes to the financial statements
for the year ended 30 June 2021

12. Property, plant and equipment (cont'd)

(b) Property, plant and equipment held and used by the Department

PARENT	Land and buildings Restated \$'000	Plant and equipment Restated \$'000	Finance lease assets \$'000	Total Restated \$'000
Assets transferred from administrative restructure - 1 July 2019				
Gross carrying amount	7,425,905	828,661	291,808	8,546,374
Accumulated depreciation and impairment	(2,143,593)	(436,524)	(63,897)	(2,644,014)
Net carrying amount	5,282,312	392,137	227,911	5,902,360
Year ended 30 June 2020				
Net carrying amount at beginning of year	-	-	-	-
Increase in Property, Plant and Equipment from equity transfers on administrative restructure - 1 July 2019	5,282,312	392,137	227,911	5,902,360
Lease incentive adjustment on initial application of AASB 16	-	-	(18,087)	(18,087)
Derecognition of finance lease assets on initial application of AASB 16	-	-	(209,824)	(209,824)
Net adjustment on initial application of AASB 1059	476,599	97,636	-	574,235
Adjusted net carrying amount at beginning of year	5,758,911	489,773	-	6,248,684
Additions	522,525	221,608	-	744,133
Disposals	(1,665)	(214)	-	(1,879)
Impairment losses	(371)	-	-	(371)
Net change in revaluation surplus of property, plant and equipment ³	246,637	-	-	246,637
Assets transferred out on administrative restructure - 1 May 2020	-	(376)	-	(376)
Transfers (to)/from intangible assets	(3,217)	822	-	(2,395)
Transfers to assets held for sale	(26,593)	-	-	(26,593)
Depreciation expense	(138,054)	(66,173)	-	(204,227)
Reclassification between classes	-	(216)	-	(216)
Net carrying amount at end of year	6,358,173	645,224	-	7,003,397

³ Includes \$28.7million in relation to asset revaluation reserve for Clarence Correctional Centre on initial adoption of AASB 1059.

Department of Communities and Justice
Notes to the financial statements
for the year ended 30 June 2021

12. Property, plant and equipment (cont'd)

(b) Property, plant and equipment held and used by the Department (cont'd)

PARENT	Land and buildings Restated \$'000	Plant and equipment Restated \$'000	Total Restated \$'000
At 1 July 2020 - fair value			
Gross carrying amount	8,710,714	1,125,647	9,836,361
Accumulated depreciation and impairment	(2,352,541)	(480,423)	(2,832,964)
Net carrying amount	6,358,173	645,224	7,003,397
Year ended 30 June 2021			
Net carrying amount at beginning of year	6,358,173	645,224	7,003,397
Additions	173,049	109,609	282,658
Disposals	(3,338)	(1,204)	(4,542)
Impairment losses	(111)	(481)	(592)
Net change in revaluation surplus of property, plant and equipment	474,518	-	474,518
Transfers from/(to) intangible assets	7,117	(3,719)	3,398
Depreciation expense	(168,923)	(98,687)	(267,610)
Transfer to expense	(60,736)	-	(60,736)
Transfers from assets where the Department is lessor	27,700	-	27,700
Net carrying amount at end of year	6,807,449	650,742	7,458,191
At 30 June 2021 - fair value			
Gross carrying amount	9,613,255	1,209,721	10,822,976
Accumulated depreciation and impairment	(2,805,806)	(558,979)	(3,364,785)
Net carrying amount	6,807,449	650,742	7,458,191

Department of Communities and Justice
Notes to the financial statements
for the year ended 30 June 2021

12. Property, plant and equipment (cont'd)

(b) Property, plant and equipment held and used by the Department (cont'd)

CONSOLIDATED	Land and buildings Restated \$'000	Plant and equipment Restated \$'000	Finance lease assets \$'000	Total Restated \$'000
Assets transferred from administrative restructure - 1 July 2019				
Gross carrying amount	7,425,905	828,661	291,808	8,546,374
Accumulated depreciation and impairment	(2,143,593)	(436,524)	(63,897)	(2,644,014)
Net carrying amount	5,282,312	392,137	227,911	5,902,360
Year ended 30 June 2020				
Net carrying amount at beginning of year	-	-	-	-
Increase in Property, Plant and Equipment from equity transfers on administrative restructure - 1 July 2019	5,282,312	392,137	227,911	5,902,360
Lease incentive adjustment on initial application of AASB 16	-	-	(18,087)	(18,087)
Derecognition of finance lease assets on initial application of AASB 16	-	-	(209,824)	(209,824)
Net adjustment on initial application of AASB 1059	476,599	97,636	-	574,235
Adjusted net carrying amount at beginning of year	5,758,911	489,773	-	6,248,684
Additions	522,525	221,608	-	744,133
Disposals	(1,665)	(214)	-	(1,879)
Impairment losses	(371)	-	-	(371)
Net change in revaluation surplus of property, plant and equipment ³	246,637	-	-	246,637
Assets transferred out on administrative restructure - 1 May 2020	-	(376)	-	(376)
Transfers (to)/from intangible assets	(3,217)	822	-	(2,395)
Transfers to assets held for sale	(26,593)	-	-	(26,593)
Depreciation expense	(138,054)	(66,173)	-	(204,227)
Reclassification between classes	-	(216)	-	(216)
Net carrying amount at end of year	6,358,173	645,224	-	7,003,397

³ Includes \$28.7million in relation to asset revaluation reserve for Clarence Correctional Centre on initial adoption of AASB 1059.

Department of Communities and Justice
Notes to the financial statements
for the year ended 30 June 2021

12. Property, plant and equipment (cont'd)

(b) Property, plant and equipment held and used by the Department (cont'd)

CONSOLIDATED

	Land and buildings Restated \$'000	Plant and equipment Restated \$'000	Total Restated \$'000
At 1 July 2020 - fair value			
Gross carrying amount	8,710,714	1,125,647	9,836,361
Accumulated depreciation and impairment	(2,352,541)	(480,423)	(2,832,964)
Net carrying amount	6,358,173	645,224	7,003,397
Year ended 30 June 2021			
Net carrying amount at beginning of year	6,358,173	645,224	7,003,397
Additions	173,049	109,609	282,658
Disposals	(3,338)	(1,204)	(4,542)
Impairment losses	(111)	(481)	(592)
Net change in revaluation surplus of property, plant and equipment	474,518	-	474,518
Transfers from/(to) intangible assets	7,117	(3,719)	3,398
Depreciation expense	(168,923)	(98,687)	(267,610)
Transfer to expense	(60,736)	-	(60,736)
Transfers from assets where the Department is lessor	27,700	-	27,700
Net carrying amount at end of year	6,807,449	650,742	7,458,191
At 30 June 2021 - fair value			
Gross carrying amount	9,613,255	1,209,721	10,822,976
Accumulated depreciation and impairment	(2,805,806)	(558,979)	(3,364,785)
Net carrying amount	6,807,449	650,742	7,458,191

Department of Communities and Justice
Notes to the financial statements
for the year ended 30 June 2021

12. Property, plant and equipment (cont'd)

(c) Property, plant and equipment where the Department is lessor under operating leases

PARENT	Land and buildings \$'000	Plant and equipment \$'000	Finance lease assets \$'000	Total \$'000
Assets transferred from administrative restructure - 1 July 2019				
Gross carrying amount	1,267,741	-	-	1,267,741
Accumulated depreciation and impairment	(86,918)	-	-	(86,918)
Net carrying amount	1,180,823	-	-	1,180,823
Year ended 30 June 2020				
Net carrying amount at beginning of year	-	-	-	-
Increase in Property, Plant and Equipment from equity transfers on administrative restructure - 1 July 2019	1,180,823	-	-	1,180,823
Adjusted net carrying amount at beginning of year	1,180,823	-	-	1,180,823
Additions	6,048	-	-	6,048
Net change in revaluation surplus of property, plant and equipment	50,157	-	-	50,157
Depreciation expense	(23,060)	-	-	(23,060)
Reclassification between classes	216	-	-	216
Net carrying amount at end of year	1,214,184	-	-	1,214,184

Department of Communities and Justice
Notes to the financial statements
for the year ended 30 June 2021

12. Property, plant and equipment (cont'd)

(c) Property, plant and equipment where the Department is lessor under operating leases (cont'd)

PARENT	Land and buildings \$'000	Plant and equipment \$'000	Total \$'000
At 1 July 2020 - fair value			
Gross carrying amount	1,320,487	-	1,320,487
Accumulated depreciation and impairment	(106,303)	-	(106,303)
Net carrying amount	1,214,184	-	1,214,184
Year ended 30 June 2021			
Net carrying amount at beginning of year	1,214,184	-	1,214,184
Additions	1,547	-	1,547
Net change in revaluation surplus of property, plant and equipment	34,195	-	34,195
Transfers to assets held for sale	(808)	-	(808)
Depreciation expense	(23,495)	-	(23,495)
Transfers to assets held and used by the Department	(27,700)	-	(27,700)
Net carrying amount at end of year	1,197,923	-	1,197,923
At 30 June 2021 - fair value			
Gross carrying amount	1,304,992	-	1,304,992
Accumulated depreciation and impairment	(107,069)	-	(107,069)
Net carrying amount	1,197,923	-	1,197,923

Department of Communities and Justice
Notes to the financial statements
for the year ended 30 June 2021

12. Property, plant and equipment (cont'd)

(c) Property, plant and equipment where the Department is lessor under operating leases (cont'd)

CONSOLIDATED	Land and buildings \$'000	Plant and equipment \$'000	Finance lease assets \$'000	Total \$'000
Assets transferred from administrative restructure - 1 July 2019				
Gross carrying amount	1,277,866	-	-	1,277,866
Accumulated depreciation and impairment	(87,618)	-	-	(87,618)
Net carrying amount	1,190,248	-	-	1,190,248
Year ended 30 June 2020				
Net carrying amount at beginning of year	9,425	-	-	9,425
Increase in Property, Plant and Equipment from equity transfers on administrative restructure - 1 July 2019	1,180,823	-	-	1,180,823
Adjusted net carrying amount at beginning of year	1,190,248	-	-	1,190,248
Additions	6,048	-	-	6,048
Net change in revaluation surplus of property, plant and equipment	50,562	-	-	50,562
Depreciation expense	(23,190)	-	-	(23,190)
Reclassification between classes	216	-	-	216
Net carrying amount at end of year	1,223,884	-	-	1,223,884

Department of Communities and Justice
Notes to the financial statements
for the year ended 30 June 2021

12. Property, plant and equipment (cont'd)

(c) Property, plant and equipment where the Department is lessor under operating leases (cont'd)

CONSOLIDATED	Land and buildings \$'000	Plant and equipment \$'000	Total \$'000
At 1 July 2020 - fair value			
Gross carrying amount	1,330,990	-	1,330,990
Accumulated depreciation and impairment	(107,106)	-	(107,106)
Net carrying amount	1,223,884	-	1,223,884
Year ended 30 June 2021			
Net carrying amount at beginning of year	1,223,884	-	1,223,884
Additions	1,547	-	1,547
Net change in revaluation surplus of property, plant and equipment	34,885	-	34,885
Transfers to assets held for sale	(808)	-	(808)
Depreciation expense	(23,635)	-	(23,635)
Transfers to assets held and used by the Department	(27,700)	-	(27,700)
Net carrying amount at end of year	1,208,173	-	1,208,173
At 30 June 2021 - fair value			
Gross carrying amount	1,316,050	-	1,316,050
Accumulated depreciation and impairment	(107,877)	-	(107,877)
Net carrying amount	1,208,173	-	1,208,173

Department of Communities and Justice

Notes to the financial statements

for the year ended 30 June 2021

12. Property, plant and equipment (cont'd)

Recognition and measurement

Heritage Collection Assets

The Department owns various heritage collection assets within the Courts and Tribunal Services and Corrective Services divisions. The heritage collection is valued by an independent valuer once in every 5 years with the last valuation completed as at 31 March 2018 in accordance with the Accounting Standards and NSW Treasury policies. The next comprehensive revaluation will be as at 31 March 2022. The Department has recorded the heritage collection assets in the fixed asset register as non-depreciable assets under the Plant and Equipment asset class. Impairment of these assets will be assessed annually based on an independent valuer's certificate.

Acquisition of property, plant and equipment

Property, plant and equipment are initially measured at cost and subsequently revalued at fair value less accumulated depreciation and impairment. Cost is the amount of cash or cash equivalents paid or the fair value of the other consideration given to acquire the asset at the time of its acquisition or construction or, where applicable, the amount attributed to that asset when initially recognised in accordance with the requirements of other Australian Accounting Standards.

Assets acquired at no cost, or for nominal consideration, are initially recognised at their fair value at the date of acquisition. Fair value is the price that would be received to sell an asset in an orderly transaction between market participants at measurement date.

Where payment for an asset is deferred beyond normal credit terms, its cost is the cash price equivalent; i.e. deferred payment amount is effectively discounted over the period of credit.

Capitalisation thresholds

Property, plant and equipment and intangible assets costing \$5,000 and above individually are capitalised.

When property, plant and equipment and intangible assets form part of a network, the cost of individual assets comprising the network are aggregated when applying the capitalisation threshold of \$5,000 or more. Once the \$5,000 capitalisation threshold is reached, further asset acquisitions that form part of the network are capitalised regardless of the amount.

Revaluation of property, plant and equipment

Physical non-current assets are valued in accordance with the '*Valuation of Physical Non-Current Assets at Fair Value*' Policy and Guidelines Paper (TPP 14-01). This policy adopts fair value in accordance with AASB 13 *Fair Value Measurement* and AASB 116 *Property, Plant and Equipment*.

Property, plant and equipment is measured at the highest and best use by market participants that is physically possible, legally permissible and financially feasible. The highest and best use must be available at a period that is not remote and take into account the characteristics of the asset being measured, including any socio-political restrictions imposed by government. In most cases, after taking into account these considerations, the highest and best use is the existing use. In limited circumstances, the highest and best use may be a feasible alternative use, where there are no restrictions on use or where there is a feasible higher restricted alternative use.

Fair value of property, plant and equipment is based on a market participants' perspective, using valuation techniques (market approach, cost approach, income approach) that maximise relevant observable inputs and minimise unobservable inputs. Also refer to Note 16 for further information regarding fair value.

Revaluations are made with sufficient regularity to ensure the carrying amount of each asset in the class does not differ materially from its fair value at reporting date. The Department conducts a comprehensive revaluation at least every three years for its land and buildings (where the market, income or cost approach is the most appropriate valuation technique) and at least every five years for other classes of property, plant and equipment. A comprehensive revaluation of the Department's land, building and infrastructure assets except Correctional Centres and Youth Justice facilities was completed as at 31 March 2021 by a qualified independent valuer. Comprehensive revaluation of Correctional Centres and Youth Justice facilities will be completed in 2021-22.

Interim revaluations are conducted between comprehensive revaluations where cumulative changes to indicators suggest fair value may differ materially from carrying value. The Department used an external professionally qualified valuer to conduct the interim fair value assessment for land, buildings and infrastructure assets relating to Correctional Centres and Youth Justice facilities.

Department of Communities and Justice

Notes to the financial statements

for the year ended 30 June 2021

12. Property, plant and equipment (cont'd)

Recognition and measurement (cont'd)

Revaluation of property, plant and equipment (cont'd)

Non-specialised assets with short useful lives are measured at depreciated historical cost, which for these assets approximates fair value. The Department has assessed that any difference between fair value and depreciated historical cost is unlikely to be material.

For Law Courts Limited, land is measured at fair value based on the market comparable approach that reflects recent transaction prices for similar properties. Buildings are measured at fair value less any subsequent accumulated depreciation and subsequent accumulated impairment losses. The fair value is recognised in the financial statements, and is reviewed at the end of each reporting period to ensure that the carrying value of the land and buildings is not materially different from their fair value.

When revaluing non-current assets using the cost approach, the gross amount and the related accumulated depreciation are separately restated. Where the income approach or market approach is used, accumulated depreciation is eliminated against the gross carrying amount of the asset and the net amount restated to the revalued amount of the asset.

For other assets valued using other valuation techniques, any balances of accumulated depreciation at the revaluation date in respect of those assets are credited to the asset accounts to which they relate. The net asset accounts are then increased or decreased by the revaluation increments or decrements.

Revaluation increments are recognised in other comprehensive income and credited to revaluation surplus in equity. However, to the extent an increment reverses a revaluation decrement in respect of the same class of asset previously recognised as a loss in the net result, the increment is recognised immediately as a gain in the net result.

Revaluation decrements are recognised immediately as a loss in the net result, except to the extent that it offsets an existing revaluation surplus on the same class of assets, in which case the decrement is debited directly to the revaluation surplus.

As a not-for-profit entity, revaluation increments and decrements are offset against one another within a class of non-current assets, but not otherwise.

Where an asset that has previously been revalued and is disposed of, any balance remaining in the asset revaluation surplus in respect of that asset is transferred to accumulated funds.

The residual values, useful lives and methods of depreciation of property, plant and equipment are reviewed at each financial year end.

Right-of-Use Assets acquired by lessees

AASB 16 *Leases* (AASB 16) requires a lessee to recognise a right-of-use asset for most leases. The Department has elected to present right-of-use assets separately in the Statement of Financial Position.

Further information on leases is contained at Note 13.

Department of Communities and Justice
Notes to the financial statements
for the year ended 30 June 2021

12. Property, plant and equipment (cont'd)

Recognition and measurement (cont'd)

Service concession assets

The Department has adopted AASB 1059 from 1 July 2020. However, comparatives for the year ended 30 June 2020 have been adjusted retrospectively to reflect AASB 1059. Note 1(k) details changes in the Department's accounting policies and a summary of impacts on the first time adoption. This note provides disclosures required under the new accounting standard and relates to the Department's service concession arrangements in place during the current year.

Service concession arrangements are contracts between a grantor and an operator where an operator provides public services related to a service concession asset on behalf of a public sector grantor for a specified period of time and manages at least some of those services.

Based on the Department's assessment, the following arrangements fall in the scope of AASB 1059:

Description	Clarence Correctional Centre	Parklea and Junee Correctional Centre
Name & description of the service concession assets (SCAs)	<p>The service concession arrangement involves an external operator provided with discretionary responsibility to maintain and operate the centre, as an integral part of NSW Corrective Services division of the Department, for periods as stated below.</p> <p>The Clarence Correctional Centre (CCC) Building was constructed by the external operator. It was completed and ready for use on 1 July 2020. It is financed through an external operator over the period of the arrangement. The CCC land is an existing asset of the Department prior to 1 July 2019 and was fully paid via capital appropriation fund.</p> <p>Commencing 1 July 2020, the external operator is paid an agreed fixed monthly managed service and operational fees until the contractual end date.</p> <p>The operational fees paid to the external operator are for rendering services, for instance essential corrective services, escort services, onsite health facilitation services, secured corrective centre asset maintenance and facilities services, rehabilitative educational and training services.</p>	<p>The service concession arrangements for Parklea and Junee Correctional Centre owned by the Department are operated by an external operator and is provided with discretionary responsibility to maintain and operate the centre, as an integral part of NSW Corrective Services division of the Department, for periods as stated below.</p> <p>The Correctional Centres are existing assets of the Department prior to 1 July 2019. Any subsequent major building construction were fully paid via capital appropriation fund and therefore no financing liability is recorded.</p> <p>The external operators are paid agreed fixed monthly managed service and operational fees since contract commencement date.</p> <p>The managed operational fees paid to the external operators are for rendering services, for instance essential corrective services, escort services, onsite health facilitation services, secured corrective centre asset maintenance and facilities services, rehabilitative educational and training services.</p>
Period of the arrangement	1 July 2020 to 30 June 2040	Parklea: 31 March 2019 to 31 March 2026 Junee: 1 April 2019 to 31 March 2024.

Department of Communities and Justice
Notes to the financial statements
for the year ended 30 June 2021

12. Property, plant and equipment (cont'd)

Recognition and measurement (cont'd)

Service concession assets (cont'd)

Description	Clarence Correctional Centre	Parklea and Junee Correctional Centre
Terms of the arrangement	Under the project deed arrangement, the Department is obligated to make the following payments: <ul style="list-style-type: none"> - Ongoing Service Payments and asset maintenance fees, including transitional one off fixed fee, interest and debt repayment. - The fixed regular loan repayment terms includes conditional escalation repayment amount due for repayment between 1 July 2022 to 30 June 2026. - The average floating interest rate on the loan repayment is between 2.48% to 3.62% per annum during the period 2022-2024. Prior to that the loan is hedged against any interest rate fluctuations by the external operator. 	Under the project deed arrangement, the Department is obligated to pay ongoing services payments and asset maintenance fees.
Rights and obligations	There is no early termination or option period after the contractual end date stated above. The Department has accounting control over the site, and has provided site access to the external operator to operate. Following the contractual end date, the Department continues to own the assets managed by the external operator.	There is no early termination or option period after the contractual end date stated above. The Department has accounting control over the site, and has provided site access to the external operator to operate. Following the contractual end date, the Department continues to own the assets managed by the external operator.
The carrying amount of SCAs and service concession liabilities (SCLs) as at 30 June 2020 (\$'000)	\$759.9 million (SCAs) and \$1,203.0 million (SCLs)	Parklea: \$172.3 million (SCAs) Junee: \$89.4 million (SCAs)
The carrying amount of SCAs and SCLs as at 30 June 2021 (\$'000)	\$728.7 million (SCAs) and \$1,162.5 million (SCLs)	Parklea: \$336.0 million (SCAs) Junee: \$324.2 million (SCAs)

i. Initial recognition

For arrangements within the scope of AASB 1059, the Department recognises a service concession asset when it controls the asset. Where the asset is provided by the operator, or is an upgrade to or a major component replacement of an existing asset of the Department, the asset is recognised at current replacement cost based on AASB 13 *Fair Value Measurement* principles.

Where the asset is an existing asset of the Department, the asset is reclassified as a service concession asset and remeasured at current replacement cost at the date of reclassification. Any difference between the previous carrying amount and current replacement cost is recognised as if it is a revaluation of the asset.

The comparative period amounts are prepared based on restated amounts upon adopting AASB 1059. Therefore, the beginning balance for the comparative period will not agree to the ending balance in 2019-20 signed accounts.

Department of Communities and Justice

Notes to the financial statements

for the year ended 30 June 2021

12. Property, plant and equipment (cont'd)

Recognition and measurement (cont'd)

Service concession assets (cont'd)

ii. Subsequent to initial recognition

Subsequent to the initial recognition or reclassification, the service concession asset is measured at current replacement cost and accounted for in accordance with the depreciation and impairment requirements of AASB 116 *Property, Plant and Equipment*, AASB 138 *Intangible Assets* and AASB 136 *Impairment of Assets*.

iii. At the end of the arrangement

At the end of the service concession arrangement:

- the Department accounts for the asset in accordance with other AAS, with the Department reclassifying the asset based on its nature or function;
- reference to fair value reverts from the mandated current replacement cost under AASB 1059 to the appropriate approach under AASB 13; and
- the asset is only derecognised when the Department loses control of the asset in accordance with AASB 116.

Impairment of property, plant and equipment

As a not-for-profit entity with no cash generating units, impairment under AASB 136 *Impairment of Assets* is unlikely to arise. Since property, plant and equipment are carried at fair value or an amount that approximates fair value, impairment can only arise in rare circumstances such as where the costs of disposal are material.

The Department assesses, at each reporting date, whether there is an indication that an asset may be impaired. If any indication exists, or when annual impairment testing for an asset is required, the Department estimates the asset's recoverable amount. When the carrying amount of an asset exceeds its recoverable amount, the asset is considered impaired and is written down to its recoverable amount.

Specialised assets held for continuing use of their service capacity are rarely sold and their cost of disposal is typically negligible. Their recoverable amount is expected to be materially the same as fair value, where they are regularly revalued under AASB 13 *Fair Value Measurement*.

As a not for-profit entity, an impairment loss is recognised in the net result to the extent the impairment loss exceeds the amount in the revaluation surplus for the class of asset.

After an impairment loss has been recognised, it is reversed only if there has been a change in the assumptions used to determine the asset's recoverable amount. The reversal is limited so that the carrying amount of the asset does not exceed its recoverable amount, nor exceed the carrying amount that would have been determined, net of depreciation, had no impairment loss been recognised for the asset in prior years. Such reversal is recognised in net result and is treated as a revaluation increase. However, to the extent that an impairment loss on the same class of asset was previously recognised in net result, a reversal of that impairment loss is also recognised in net result.

De-recognition of property, plant and equipment

Property, plant and equipment is derecognised upon disposal or when no further future economic benefits are expected from its use or disposal. Gains and losses on disposals are determined by comparing the proceeds with the carrying amount of the asset and are included in the Statement of Comprehensive Income.

Depreciation of property, plant and equipment

Depreciation is provided for on a straight-line basis so as to write off the depreciable amount of each asset as it is consumed over its useful life to the Department.

All material identifiable components of assets are depreciated over their useful lives. Land and heritage collection assets are not depreciable.

Heritage assets including original artworks, collections and furniture items may not have a limited useful life because appropriate curatorial and preservation policies are adopted. Such assets are not subject to depreciation. The decision not to recognise depreciation for these assets is reviewed annually.

Department of Communities and Justice
Notes to the financial statements
for the year ended 30 June 2021

12. Property, plant and equipment (cont'd)

Recognition and measurement (cont'd)

Depreciation of property, plant and equipment (cont'd)

The estimated useful lives of the Department's depreciable assets used for each class of assets are as follows:

Asset Class	Estimated Useful Life	Depreciation Rate
Land	Infinite	Not depreciated
Buildings and Infrastructure	10 to 50 years	2% to 10%
Right of use assets	Over the shorter of the asset's useful life and the lease term	Over the shorter of the asset's useful life and the lease term
Plant, furniture and equipment - general and commercial	4 to 10 years	10% to 25%
Plant, furniture and equipment - industrial	20 years	5%
Motor Vehicles	4 to 7 years	14.3% to 25%
Leasehold improvements	Shorter of estimated useful life or term of lease	

For Law Courts Limited

Asset Class	Estimated Useful life	Depreciation rates
Buildings	6 to 40 years	2.5% to 16.7%
Buildings (plant component)	10 to 40 years	2.5% to 10%
Furniture, Fittings and Fixtures	10 to 15 years	6.7% to 10%

Major inspection costs

When a major inspection is performed, its cost is recognised in the carrying amount of the plant and equipment as a replacement if the recognition criteria are satisfied.

Restoration costs

The present value of the expected cost for the restoration or cost of dismantling of an asset after its use is included in the cost of the respective asset if the recognition criteria for a provision are met.

Department of Communities and Justice

Notes to the financial statements

for the year ended 30 June 2021

13. Leases

As a Lessee

The Department leases various properties (office accommodation), equipment and motor vehicles. Lease contracts are typically made for fixed periods of 1 to 15 years, but may have extension options. Lease terms are negotiated on an individual basis and contain a wide range of different terms and conditions. The lease agreements do not impose any covenants, but leased assets may not be used as security for borrowing purposes. The Department does not provide residual value guarantees in relation to leases.

In addition, the Department also has the following finance lease arrangements where the Department is a lessee:

- (i) An arrangement entered into to lease the John Maddison Tower constructed by a private sector company to house the District Court and the Dust Diseases Tribunal; and
- (ii) A Corrective Services NSW division lease for the Long Bay Forensic and Prison Hospitals at Long Bay under a Project Deed.

The John Maddison Tower lease (refer (i) above) commenced on 1 July 1995, with a non-cancellable term of 25 years and provision for an option of a further 15 years. The option has been exercised and commenced on 1 July 2020. The building is constructed on land owned by the Department. The land is subject to a head lease from the Department to the private sector company. The head lease rental is \$1.2 million (2020: \$1.2 million) which the Department recovers in rental offsets. The classification of the lease as a finance lease was based on the assumption that the option to extend the lease for a further 15 years would be taken up by the Department.

In 2006-07, the former Department of Corrective Services engaged a private sector company, PPP Solutions (Long Bay) Pty Limited, to finance, design, construct and maintain the Long Bay Forensic and Prison Hospitals at Long Bay under a Project Deed. The asset was delivered via finance lease. The Department recognises a finance lease liability for the duration of the term until May 2034.

Extension and termination options are included in a number of property and equipment leases. These terms are used to maximise operational flexibility in terms of managing contracts. The majority of extension and termination options held are exercisable only by the Department and not by the respective lessor. In determining the lease term, management considers all facts and circumstances that create an economic incentive to exercise an extension option, or not exercise a termination option. Extension options (or periods after termination options) are only included in the lease term if the lease is reasonably certain to be extended (or not terminated). Potential future cash outflows of \$176.4 million (2020: \$234.4 million) have not been included in the lease liability because it is not reasonably certain that the leases will be extended (or not terminated). The assessment is reviewed if a significant event or a significant change in circumstances occurs which affects this assessment and that is within the control of the lessee. During the current financial year, the financial effect of revising lease terms to reflect the effect of exercising extension and termination options was an increase in recognised lease liabilities and right-of-use assets of \$61.6 million (2020: decrease of \$3.8 million).

Department of Communities and Justice
Notes to the financial statements
for the year ended 30 June 2021

13. Leases (cont'd)

As a Lessee (cont'd)

AASB 16 *Leases* (AASB 16) requires a lessee to recognise a right-of-use asset and a corresponding lease liability for most leases.

The Department has elected to recognise payments for short-term leases and low value leases as expenses on a straight-line basis, instead of recognising a right-of-use asset and lease liability. Short-term leases are leases with a lease term of 12 months or less. Low value assets are assets with a fair value of \$10,000 or less when new.

Right-of-use assets under leases

The following table presents right-of-use assets that do not meet the definition of investment property.

PARENT AND CONSOLIDATED

	Land and Buildings \$'000	Plant and Equipment \$'000	Total \$'000
Balance at 1 July 2020	766,968	24,022	790,990
Additions	45,946	13,732	59,678
Depreciation expense	(101,572)	(12,253)	(113,825)
Impairment loss	(52,291)	-	(52,291)
Lease modifications	79,367	303	79,670
Disposal	(5,467)	(254)	(5,721)
Balance at 30 June 2021	732,951	25,550	758,501

	Land and Buildings \$'000	Plant and Equipment \$'000	Total \$'000
Balance at 1 July 2019	871,310	21,603	892,913
Additions	31,192	12,581	43,773
Depreciation expense	(97,303)	(10,286)	(107,589)
Right-of-use assets transferred out on administrative restructure on 1 May 2020	(3,006)	(63)	(3,069)
Impairment loss	(35,269)	-	(35,269)
Lease modifications	3,846	267	4,113
Disposal	(3,802)	(80)	(3,882)
Balance at 30 June 2020	766,968	24,022	790,990

Department of Communities and Justice

Notes to the financial statements

for the year ended 30 June 2021

13. Leases (cont'd)

As a Lessee (cont'd)

Lease liabilities

The following table presents liabilities under leases:

PARENT AND CONSOLIDATED

	2021 \$'000	2020 \$'000
Balance at 1 July	731,933	785,028
Additions	59,641	43,774
Interest expenses	21,717	22,388
Lease liabilities transferred out on administrative restructure on 1 May 2020	-	(3,125)
Payments	(121,455)	(115,992)
Disposal	(5,988)	(3,864)
Lease modifications	79,803	3,724
Balance at 30 June	765,651	731,933

The following amounts were recognised in the statement of comprehensive income during the period in respect of leases where the Department is the lessee:

	2021 \$'000	2020 \$'000
Depreciation expense of right-of-use assets	113,825	107,589
Interest expense on lease liabilities	21,717	21,501
Expense relating to short-term leases	6,661	14,705
Total amount recognised in the statement of comprehensive income	142,203	143,795

The Department had total cash outflows for leases of \$121.5 million (2020: \$116.0 million) in 2020-21.

Refer to Note 31 for impact of COVID-19 on leases.

Leases at significantly below-market terms and conditions principally to enable the Department to further its objectives

The Department has the following major categories for concessionary leases in 2020-21:

- (i) The Department entered into a 16 year and a 3 year lease with the NSW Land and Housing Corporation (LAHC) for lease payments of \$1 per annum. The 16 year lease is for the use of 13 residential buildings to provide specialist disability accommodation under the NDIS. These buildings are subleased to the non-government organisations (NGOs) and account for a small portion of the similar assets the Department is providing for the purpose of specialist disability accommodation under the NDIS. The 3 year lease is for the purpose of an Integrated Child and Family Centre. Therefore, it does not have a significant impact on the Department's operation.
- (ii) The Department entered into 5 separate lease agreements of 10 to 40 years of lease with the local councils, Police Citizens Youth Clubs NSW, Health Administration Corporation NSW and Minister for Education NSW for the use of these community centres. The lease contract specifies lease payments of \$1 per annum. The leased premises must be used for integrated delivery of services for children, families and communities and as Aboriginal Child and Family Centres. These properties are subleased to the NGOs and account for a small portion of the similar assets the Department is providing as community centres. Therefore, it does not have a significant impact on the Department's operation.

Department of Communities and Justice

Notes to the financial statements

for the year ended 30 June 2021

13. Leases (cont'd)

As a Lessee (cont'd)

Recognition and measurement

The Department assesses at contract inception whether a contract is, or contains, a lease. That is, if the contract conveys the right to control the use of an identified asset for a period of time in exchange for consideration.

The Department recognises lease liabilities to make lease payments and right-of-use assets representing the right to use the underlying assets, except for short-term leases and leases of low-value assets.

i. Right-of-use assets

The Department recognises right-of-use assets at the commencement date of the lease (i.e. the date the underlying asset is available for use). Right-of-use assets are initially measured at the amount of initial measurement of the lease liability (refer to Note 13 (ii) below), adjusted by any lease payments made at or before the commencement date and lease incentives, any initial direct costs incurred, and estimated costs of dismantling and removing the asset or restoring the site.

The right-of-use assets are subsequently measured at cost. They are depreciated on a straight-line basis over the shorter of the lease term and the estimated useful lives of the assets, as follows:

- land and buildings: 1 to 36 years
- motor vehicles and other equipment: 1 to 5 years

If ownership of the leased asset transfers to the Department at the end of the lease term or the cost reflects the exercise of a purchase option, depreciation is calculated using the estimated useful life of the asset.

The right-of-use assets are also subject to impairment. The Department assesses, at each reporting date, whether there is an indication that an asset may be impaired. If any indication exists, or when annual impairment testing for an asset is required, the Department estimates the asset's recoverable amount. When the carrying amount of an asset exceeds its recoverable amount, the asset is considered impaired and is written down to its recoverable amount. After an impairment loss has been recognised, it is reversed only if there has been a change in the assumptions used to determine the asset's recoverable amount. The reversal is limited so that the carrying amount of the asset does not exceed its recoverable amount, nor exceed the carrying amount that would have been determined, net of depreciation, had no impairment loss been recognised for the asset in prior years. Such reversal is recognised in the net result.

Impairment Losses for Right-of-Use Assets leased property

The COVID-19 global pandemic had an unprecedented effect on the NSW and global economies since 2020. This significantly impacted the market rent for property leases and therefore the value of right-of-use assets in the Statement of Financial Position.

The Department has performed an impairment assessment for its right-of-use assets, to determine whether the carrying amount exceeded their recoverable amount. Impacted right-of-use assets were written down to their recoverable amounts by reference to the right-of-use asset's fair value less costs of disposal.

The Department recognised impairment losses for property right-of-use assets during the 2020-21 financial year of \$44.8 million (2020: \$35.3 million). Impairment losses for right-of-use assets are included in other losses as part of the 'Operating Result' in the Statement of Comprehensive Income.

Department of Communities and Justice

Notes to the financial statements

for the year ended 30 June 2021

13. Leases (cont'd)

As a Lessee (cont'd)

Recognition and measurement (cont'd)

ii. Lease liabilities

At the commencement date of the lease, the Department recognises lease liabilities measured at the present value of lease payments relating to lease components to be made over the lease term. Lease payments include:

- fixed payments (including in substance fixed payments) less any lease incentives receivable
- variable lease payments that depend on an index or a rate if any
- payments of penalties for terminating the lease, if the lease term reflects the entity exercising the option to terminate if any.

Variable lease payments that do not depend on an index or a rate are recognised as expenses (unless they are incurred to produce inventories) in the period in which the event or condition that triggers the payment occurs.

The lease payments are discounted using the interest rate implicit in the lease. If that rate cannot be readily determined, which is generally the case for the Department's leases, the Department's incremental borrowing rate is used, being the rate that the Department would have to pay to borrow the funds necessary to obtain an asset of similar value to the right-of-use asset in a similar economic environment with similar terms, security and conditions. The Department uses T-Corp rates issued by NSW Treasury as its incremental borrowing rate.

After the commencement date, the amount of lease liabilities is increased to reflect the accretion of interest and reduced for the lease payments made. In addition, the carrying amount of lease liabilities is remeasured if there is a modification, a change in the lease term, a change in the lease payments (e.g., changes to future payments resulting from a change in an index or rate used to determine such lease payments) or a change in the assessment of an option to purchase the underlying asset.

The Department's lease liabilities are included in borrowings.

iii. Short-term leases and leases of low-value assets

The Department applies the short-term lease recognition exemption to its short-term leases of properties and motor vehicles (i.e., those leases that have a lease term of 12 months or less from the commencement date and do not contain a purchase option). It also applies the lease of low-value assets (less than \$10,000) recognition exemption to leases of office equipment that are considered to be low value. Lease payments on short-term leases and leases of low value assets are recognised as expense on a straight-line basis over the lease term.

iv. Leases that have significantly below-market terms and conditions principally to enable the Department to further its objectives

The initial and subsequent measurement of right-of-use assets under leases at significantly below-market terms and conditions that are entered into principally to enable the Department to further its objectives is same as normal right-of-use assets. They are measured at cost, subject to impairment.

The Department's properties are leased to tenants under operating leases with rentals payable monthly. Lease payments for some contracts include CPI increases, but there are no other variable lease payments that depend on an index or rate.

Department of Communities and Justice
Notes to the financial statements
for the year ended 30 June 2021

13. Leases (cont'd)

As a Lessor for operating leases

Future minimum rentals receivable (undiscounted) under non-cancellable operating lease as at 30 June are, as follows:

PARENT AND CONSOLIDATED

	2021	2020
	\$'000	\$'000
Within one year	46,562	41,780
One to two years	34,439	42,616
Two to three years	10,878	31,351
Three to four years	10,330	7,304
Four to five years	8,556	7,418
Later than five years	18,590	21,120
Total (excluding GST)	129,355	151,589

Operating leases where the Department is a lessor relates to group home leases entered with Specialist Disability Accommodation providers as part of the implementation of the NDIS. The rental income receivable is in the nature of residential leasing arrangement, this is considered as input taxed sales and hence does not include GST in the figures disclosed above.

Recognition and measurement - lessor for operating leases

An operating lease is a lease other than a finance lease. Leases that the entity transfers substantially all the risks and rewards incidental to ownership of an asset are classified as finance leases. Rental income arising is accounted for on a straight-line basis over the lease terms and is included in revenue in the statement of comprehensive income due to its operating nature. Initial direct costs incurred in negotiating and arranging an operating lease are added to the carrying amount of the underlying asset and recognised over the lease term on the same basis as rental income. Contingent rents are recognised as revenue in the period in which they are earned.

Department of Communities and Justice
Notes to the financial statements
for the year ended 30 June 2021

14. Intangible assets

PARENT AND CONSOLIDATED

	Software \$'000	Internally developed assets \$'000	Total \$'000
Assets transferred from administrative restructure - 1 July 2019			
Cost (gross carrying amount)	628,446	114,248	742,694
Accumulated amortisation and impairment	(331,104)	(69,382)	(400,486)
Net carrying amount	297,342	44,866	342,208
Year ended 30 June 2020			
Net carrying amount at beginning of year	-	-	-
Increase in Intangible Assets from equity transfers on administrative restructure - 1 July 2019	297,342	44,866	342,208
Derecognition on initial application of IFRIC agenda decision on cloud computing cost	(142,749)	-	(142,749)
Additions	29,474	12,508	41,982
Transfer from/(to) property, plant and equipment	2,082	313	2,395
Assets transferred out on administrative restructure 1 May 2020	(30)	-	(30)
Disposals	(83)	(180)	(263)
Impairment losses	(1,062)	(1,326)	(2,388)
Amortisation expense	(27,915)	(14,018)	(41,933)
Net carrying amount at end of year	157,059	42,163	199,222
At 1 July 2020			
Cost (gross carrying amount)	456,816	66,393	523,209
Accumulated amortisation and impairment	(299,757)	(24,230)	(323,987)
Net carrying amount	157,059	42,163	199,222
Year ended 30 June 2021			
Net carrying amount at beginning of year	157,059	42,163	199,222
Additions	50,368	30,249	80,617
Transfer (to)/from property, plant and equipment	(3,647)	249	(3,398)
Disposals	(704)	(863)	(1,567)
Impairment losses	(9)	-	(9)
Amortisation expense	(27,173)	(14,594)	(41,767)
Net carrying amount at end of year	175,894	57,204	233,098
At 30 June 2021			
Cost (gross carrying amount)	445,828	90,147	535,975
Accumulated amortisation and impairment	(269,934)	(32,943)	(302,877)
Net carrying amount	175,894	57,204	233,098

Department of Communities and Justice

Notes to the financial statements

for the year ended 30 June 2021

14. Intangible assets (cont'd)

Recognition and measurement

The Department recognises intangible assets only if it is probable that future economic benefits will flow to the Department and the cost of the asset can be measured reliably. Intangible assets are measured initially at cost. Where an asset is acquired at no or nominal cost, the cost is its fair value as at the date of acquisition.

Following initial recognition, intangible assets are subsequently measured at fair value only if there is an active market. If there is no active market for the Department's intangible assets, the assets are carried at cost less any accumulated amortisation and impairment losses. All research costs are expensed. Development costs are only capitalised when certain criteria are met.

The useful lives of intangible assets are assessed to be finite. The Department's intangible assets are amortised using the straight-line method over a period of three to ten years. The amortisation period and the amortisation method for an intangible asset with a finite useful life are reviewed at least at the end of each reporting period.

Intangible assets are tested for impairment where an indicator of impairment exists. If the recoverable amount is less than the carrying amount, the carrying amount is reduced to recoverable amount and the reduction is recognised as an impairment loss.

Software-as-a-Service (SaaS) arrangements

SaaS arrangements are service contracts providing the Department with the right to access the cloud provider's application software over the contract period. As such the Department does not receive a software intangible asset at the contract commencement date. A right to receive future access to the supplier's software does not, at the contract commencement date, give the customer the power to obtain the future economic benefits flowing from the software itself and to restrict others' access to those benefits.

Costs incurred for the development of software code that enhances or modifies, or creates additional capability to, existing on-premise systems and meets the definition of and recognition criteria for an intangible asset are recognised as intangible software assets.

Determination whether configuration and customisation services are distinct from the SaaS access

Implementation costs including costs to configure or customise the cloud provider's application software are recognised as operating expenses when the services are received.

Where the SaaS arrangement supplier provides both configuration and customisation services, judgement has been applied to determine whether each of these services are distinct or not from the underlying use of the SaaS application software. Distinct configuration and customisation costs are expensed as incurred as the software is configured or customised (i.e. upfront). Non-distinct configuration and customisation costs are expensed over the SaaS contract term.

Non-distinct customisation activities significantly enhance or modify a SaaS cloud-based application. Judgement has been applied in determining whether the degree of customisation and modification of the SaaS cloud-based application is significant or not.

During the financial year, the Department recognised \$30.3 million (2020: \$41.7 million) as prepayments in respect of configuration and customisation activities undertaken in implementing SaaS arrangements which are considered not to be distinct from the access to the SaaS application software over the contract term.

Department of Communities and Justice

Notes to the financial statements

for the year ended 30 June 2021

15. Non-current assets held for sale

	PARENT		CONSOLIDATED	
	2021 \$'000	2020 \$'000	2021 \$'000	2020 \$'000
Assets held for sale - land and buildings	25,933	26,774	25,933	26,774
	25,933	26,774	25,933	26,774

Amounts recognised in other comprehensive income relating to assets held-for-sale

	PARENT		CONSOLIDATED	
	2021 \$'000	2020 \$'000	2021 \$'000	2020 \$'000
Net change in revaluation surplus of property, plant and equipment	-	1,224	-	1,224
	-	1,224	-	1,224

Assets in held for sale comprises of residential land & buildings assets of \$Nil (2020: \$0.4 million), disability assets of \$Nil (2020: \$0.7 million), court assets of \$0.1 million (2020: \$Nil) and three correctional centres of \$25.8 million (2020: \$25.8 million), namely Brewarrina, Ivanhoe and Grafton which are surplus to requirements and are being actively marketed for sale in 2021-22.

Recognition and measurement

The Department has certain non-current assets (or disposal groups) classified as held-for-sale, where their carrying amount will be recovered principally through a sale transaction, not through continuing use. Non-current assets (or disposal groups) held-for-sale are measured at the lower of their carrying amount and fair value less costs of disposal.

These assets are not depreciated/amortised while they are classified as held-for-sale. Interest and other expenses attributable to the liabilities of a disposal group classified as held for sale are continued to be recognised.

16. Fair value measurement of non-financial assets

Fair value measurement and hierarchy

Fair value is the price that would be received to sell an asset or paid to transfer a liability in an orderly transaction between market participants at the measurement date. The fair value measurement is based on the presumption that the transaction to sell the asset or transfer the liability takes place either in the principal market for the asset or liability or in the absence of a principal market, in the most advantageous market for the asset or liability.

A number of the Department's accounting policies and disclosures require the measurement of fair values, for both financial and non-financial assets and liabilities. When measuring fair value, the valuation technique used maximises the use of relevant observable inputs and minimises the use of unobservable inputs. Under AASB 13 *Fair Value Measurement*, the Department categorises, for disclosure purposes, the valuation techniques based on the inputs used in the valuation techniques as follows:

- Level 1 – quoted (unadjusted) prices in active markets for identical assets / liabilities that the Department can access at the measurement date
- Level 2 – inputs other than quoted prices included within Level 1 that are observable, either directly or indirectly
- Level 3 – inputs that are not based on observable market data (unobservable inputs).

The Department recognises transfers between levels of the fair value hierarchy at the end of the reporting period during which the change has occurred.

Department of Communities and Justice
Notes to the financial statements
for the year ended 30 June 2021

16. Fair value measurement of non-financial assets (cont'd)

(a) Fair value hierarchy

		Parent			Total fair value
		Level 1	Level 2	Level 3	
2021					
Property, plant and equipment (Note 12)					
	Land and buildings	-	464,534	7,160,272	7,624,806
	Plant and equipment	-	3,392	-	3,392
	Non-current assets held for sale (Note 15)	-	-	25,933	25,933
Total Fair value measurement of non-financial assets		-	467,926	7,186,205	7,654,131
		Parent			Total fair value
		Level 1	Level 2	Level 3	
2020					
Property, plant and equipment (Note 12)					
	Land and buildings	-	462,058	5,527,705	5,989,763
	Plant and equipment	-	3,392	-	3,392
	Non-current assets held for sale (Note 15)	-	762	26,011	26,773
Total Fair value measurement of non-financial assets		-	466,212	5,553,716	6,019,928
		Consolidated			Total fair value
		Level 1	Level 2	Level 3	
2021					
Property, plant and equipment (Note 12)					
	Land and buildings	-	469,957	7,165,099	7,635,056
	Plant and equipment	-	3,392	-	3,392
	Non-current assets held for sale (Note 15)	-	-	25,933	25,933
Total Fair value measurement of non-financial assets		-	473,349	7,191,032	7,664,381
		Consolidated			Total fair value
		Level 1	Level 2	Level 3	
2020					
Property, plant and equipment (Note 12)					
	Land and buildings	-	467,185	5,532,278	5,999,463
	Plant and equipment	-	3,392	-	3,392
	Non-current assets held for sale (Note 15)	-	762	26,011	26,773
Total Fair value measurement of non-financial assets		-	471,339	5,558,289	6,029,628

There were no transfers between level 1 or 2 during the periods.

There is Nil impact on fair value hierarchy from the adoption of AASB 1059.

Department of Communities and Justice Notes to the financial statements for the year ended 30 June 2021

16. Fair value measurement of non-financial assets (cont'd)

(b) Valuation techniques, inputs and processes

A comprehensive revaluation of all the Department's properties except Correctional centres and Youth Justice facilities has been performed by an external professionally qualified valuer as at 31 March 2021. A full valuation is conducted every three years with the previous full valuation occurring in 2018. In the intervening periods relevant indexation factors are used as an estimate of fair value.

The assets valued under level 2 inputs are valued using the market approach, due to the availability of market transactions and observable prices for similar assets. Valuers have considered matters such as zoning, location, topography, aspect, frontage, size, shape, date of valuation and current market sentiment in determining the values. These values largely relate to all land assets and the majority of "buy/modify" building assets for which comparable values are available.

The assets valued under level 3 inputs are specialised assets which have been valued using the cost approach which is based on replacing the "service capacity" of the asset. These specialised assets are either:

- purpose built group homes where the replacement cost is based on actual construction costs incurred by the Department
- highly modified buildings which are significantly modified for the purpose of provision of care to disability clients, and the replacement costs are based on actual costs incurred by the Department
- large residential centres which are older, large institutional style buildings and valued by the external valuer at replacement value
- court houses, prisons and youth justice centres where depreciated replacement cost is used due to highly specialised nature of the buildings and lack of market evidence.

Department of Communities and Justice
Notes to the financial statements
for the year ended 30 June 2021

16. Fair value measurement of non-financial assets (cont'd)

(b) Valuation techniques, inputs and processes (cont'd)

Refer to table of valuation techniques, inputs and processes in the table below.

Asset Class	Level	Valuation technique	Inputs	Process
Land – Group homes – with buildings with minor modifications	2	Market Approach	Observable inputs - recent sales considering matters such as zoning, location, topography, aspect, frontage, size, shape, date of valuation and current market sentiment.	Direct comparison approach against recent sales considering matters such as zoning, location, topography, aspect, frontage, size, shape, date of valuation and current market sentiment.
Land – Group homes – with purpose built or significantly modified buildings	3	Market Approach	Observable inputs - recent sales in the residential property market considering matters such as zoning, location, topography, aspect, frontage, size, shape, date of valuation and current market sentiment. Unobservable inputs - buildings on the land are either purpose built or significantly modified and as land and building are considered as one complete asset for existing use purposes, these assets are measured at level 3.	Direct comparison approach against recent sales considering matters such as zoning, location, topography, aspect, frontage, size, shape, date of valuation and current market sentiment. The unobservable level 3 inputs are not considered to impact on the values determined by the market approach considering existing use of the asset.
Land – Large Residential Centres (LRC)	3	Market Approach	Observable inputs - land assets are considered special use assets with no direct comparable sales. The most relevant available site data for similar sites is considered using highest and best use. Unobservable inputs - specialised buildings are located on the land and as land and buildings are considered as one complete asset, these assets are measured at level 3.	These are large sites with few relevant recent sales of similar properties. Fair value is determined by considering the sales of the most relevant large properties. These provide a range of values per hectare and an appropriate rate per hectare within the range to arrive at a fair value.
Land – Specialised (court houses, prisons and youth justice centres)	3	Market Approach	Observable Inputs - these land assets are valued using market evidence, (that is, based on a market selling price), with adjustments for varying characteristics including zoning, shape, flood and bushfire affectation, condition, location, comparability. Unobservable inputs - specialised buildings are located on the land and as Land and building are considered as one complete asset, these assets are measured at level 3.	The Direct Comparison Method has been utilised as the primary method of valuation. In this approach, the relative merits of the subject property and each of the sales are analysed and compared, having regard to matters such as location, aspect, topography, size of land, shape of land, size and quality of the improvements, features and condition of the improvements and current market sentiment.

Department of Communities and Justice
Notes to the financial statements
for the year ended 30 June 2021

16. Fair value measurement of non-financial assets (cont'd)

(b) Valuation techniques, inputs and processes (cont'd)

Asset Class	Level	Valuation technique	Inputs	Process
Buildings – Group homes – with buildings with minor modifications	2	Market Approach	Observable inputs - recent sales of comparable properties with adjustment for condition, location, comparability etc.	Visual inspection of the properties and assessment against recent sales of comparable properties with adjustment for condition, location, comparability etc.
Buildings – purpose built or significantly modified group homes	3	Cost Approach	Unobservable inputs - the highly modified and costly nature of the buildings positioned on residential land and utilised for mandated services. Observable inputs - actual construction costs are used for these purpose built and significantly modified buildings.	Actual construction costs are checked against the latest Rawlinson's Construction Handbook.
Buildings – (LRC)	3	Cost Approach	Unobservable inputs: market data are not available and are developed using the best information available about the assumptions that market participants would use when pricing such assets. Observable inputs - Construction cost per square metre applied to determine replacement cost.	For comprehensive valuations, visual inspection of the properties and assessment of replacement cost by independent registered valuer, using building area and cost per square metre. Construction costs are checked against the latest Rawlinson's Construction Handbook.
Buildings – Specialised (court houses, prisons and youth justice centres)	3	Cost Approach	Unobservable inputs: market data are not available and are developed using the best information available about the assumptions that market participants would use when pricing such assets. Observable inputs - actual construction costs are used for these purpose built and significantly modified buildings.	Specialised buildings are assessed at depreciated replacement cost, due to lack of market evidence. Construction costs are checked against the latest Rawlinson's Construction Handbook. In arriving at the rates to be used in valuing specialised buildings, an allowance has been made for professional fees, contingency, market movement, regional location and their specialised nature. The external valuers have also applied an allowance on top of the rates to take into account the heritage nature of some buildings.
Plant and Equipment – Heritage assets	2	Market Approach	Observable inputs – market selling prices are used for heritage assets that are marketable.	Sample based inspection for various in conjunction with market evidence was used for valuation.

Department of Communities and Justice
Notes to the financial statements
for the year ended 30 June 2021

16. Fair value measurement of non-financial assets (cont'd)

(c) Reconciliation of recurring Level 3 fair value measurements

	PARENT		
	Land and Buildings \$'000	Non-current assets held for sale \$'000	Total \$'000
Fair value as at 1 July 2020	5,527,705	26,011	5,553,716
Additions ⁵	1,322,716	-	1,322,716
Net change in revaluation surplus of property, plant and equipment recognised in other comprehensive income	495,855	-	495,855
Transfer from Level 2	-	-	-
Disposals	(3,379)	(78)	(3,457)
Depreciation expense	(181,905)	-	(181,905)
Assets held for sale in/(out)	-	-	-
Other movements	(720)	-	(720)
Fair value as at 30 June 2021	7,160,272	25,933	7,186,205

	PARENT		
	Land and Buildings \$'000	Non-current assets held for sale \$'000	Total \$'000
Fair value as at 1 July 2019	-	-	-
Increase from equity transfers on administrative restructure - 1 July 2019	5,130,550	388	5,130,938
Lease incentive adjustment on initial application of AASB 16	(18,087)	-	(18,087)
Derecognition of finance lease assets on initial application of AASB 16	(209,824)	-	(209,824)
Adjusted fair value as at 1 July 2019	4,902,639	388	4,903,027
Additions	561,592	-	561,592
Net change in revaluation surplus of property, plant and equipment recognised in other comprehensive income	241,922	-	241,922
Disposals	(1,665)	(208)	(1,873)
Depreciation expense	(151,168)	-	(151,168)
Assets held for sale in/(out)	(25,831)	25,831	-
Other movements	216	-	216
Fair value as at 30 June 2020	5,527,705	26,011	5,553,716

⁵ Includes \$418.4 million relating to Clarence Correction Centre included in capital work in progress as at 30 June 2020 commissioned on 1 July 2020.

Department of Communities and Justice
Notes to the financial statements
for the year ended 30 June 2021

16. Fair value measurement of non-financial assets (cont'd)

(c) Reconciliation of recurring Level 3 fair value measurements (cont'd)

	CONSOLIDATED		
	Land and Buildings	Non-current assets held for sale	Total
	\$'000	\$'000	\$'000
Fair value as at 1 July 2020	5,532,278	26,011	5,558,289
Additions ⁵	1,322,716	-	1,322,716
Net change in revaluation surplus of property, plant and equipment recognised in other comprehensive income	496,173	-	496,173
Transfer from Level 2	-	-	-
Disposals	(3,379)	(78)	(3,457)
Depreciation expense	(181,969)	-	(181,969)
Assets held for sale in/(out)	-	-	-
Other movements	(720)	-	(720)
Fair value as at 30 June 2021	7,165,099	25,933	7,191,032

	CONSOLIDATED		
	Land and Buildings	Non-current assets held for sale	Total
	\$'000	\$'000	\$'000
Fair value as at 1 July 2019	4,450	-	4,450
Increase from equity transfers on administrative restructure - 1 July 2019	5,130,550	388	5,130,938
Lease incentive adjustment on initial application of AASB 16	(18,087)	-	(18,087)
Derecognition of finance lease assets on initial application of AASB 16	(209,824)	-	(209,824)
Adjusted fair value as at 1 July 2019	4,907,089	388	4,907,477
Additions	561,592	-	561,592
Net change in revaluation surplus of property, plant and equipment recognised in other comprehensive income	242,107	-	242,107
Disposals	(1,665)	(208)	(1,873)
Depreciation expense	(151,230)	-	(151,230)
Assets held for sale in/(out)	(25,831)	25,831	-
Other movements	216	-	216
Fair value as at 30 June 2020	5,532,278	26,011	5,558,289

⁵ Includes \$418.4 million relating to Clarence Correction Centre included in capital work in progress as at 30 June 2020 commissioned on 1 July 2020.

Department of Communities and Justice
Notes to the financial statements
for the year ended 30 June 2021

17. Payables

	PARENT		CONSOLIDATED	
	2021 \$'000	2020 \$'000	2021 \$'000	2020 \$'000
Current				
Accrued capital expenditure	28,830	22,457	28,830	22,457
Accrued grant expenditure	2,682	25,454	2,682	25,454
Accrued operating expenditure	137,054	142,155	137,054	142,155
Accrued salaries, wages and on-costs	55,655	61,121	55,655	61,121
Creditors	93,399	184,531	93,399	184,531
Total payables	317,620	435,718	317,620	435,718

Details regarding liquidity risk, including a maturity analysis of the above payables, are disclosed in Note 26.

Accrued operating expenditure includes accruals for claims relating to the Victims Support Fund totalling \$17.2 million (2020: \$19.8 million).

Refer to Note 31 for impact of COVID-19 on Payables.

Recognition and measurement

Payables

Payables represent liabilities for goods and services provided to the Department and other amounts. Short-term payables with no stated interest rate are measured at the original invoice amount where the effect of discounting is immaterial.

Payables are financial liabilities at amortised cost, initially measured at fair value, net of directly attributable transaction costs. These are subsequently measured at amortised cost using the effective interest method. Gains and losses are recognised in net result when the liabilities are derecognised as well as through the amortisation process.

Department of Communities and Justice
Notes to the financial statements
for the year ended 30 June 2021

18. Borrowings

	PARENT		CONSOLIDATED	
	2021 \$'000	2020 Restated \$'000	2021 \$'000	2020 Restated \$'000
Current borrowings				
Other borrowings	149	145	149	145
Lease liabilities (refer Note 13)	98,884	90,463	98,884	90,463
Service concession financial liabilities ⁶	55,119	40,512	55,119	40,512
	154,152	131,120	154,152	131,120
Non-current borrowings				
Other borrowings	-	149	-	149
Lease liabilities (refer Note 13)	666,767	641,471	666,767	641,471
Service concession financial liabilities ⁶	1,107,350	1,162,469	1,107,350	1,162,469
	1,774,117	1,804,089	1,774,117	1,804,089

Changes in liabilities arising from financing activities

	PARENT AND CONSOLIDATED			Total liabilities from financing activities
	Other Borrowings	Leases	Service Concession Arrangements	
Balance at 1 July 2019	-	-	-	-
Lease liabilities transferred in on administrative restructure - 1 July 2019	434	100,670	-	101,104
Recognised on adoption of AASB 16	-	684,358	-	684,358
Recognised on adoption of AASB 1059	-	-	1,020,600	1,020,600
Adjusted 1 July 2019 balance	434	785,028	1,020,600	1,806,062
Cash flows	(140)	(115,992)	-	(116,131)
New leases	-	43,774	-	43,774
Service concession liability addition	-	-	153,647	153,647
Finance charges	-	22,388	28,734	51,122
Lease liabilities transferred out on administrative restructure - 1 May 2020	-	(3,125)	-	(3,125)
Disposal of right-of-use liabilities	-	(3,864)	-	(3,864)
Other movements	-	3,724	-	3,724
Restated balance at 30 June 2020	294	731,933	1,202,981	1,935,209

	PARENT AND CONSOLIDATED			Total liabilities from financing activities
	Other Borrowings	Leases	Service Concession Arrangements	
Balance at 1 July 2020	294	731,933	1,202,981	1,935,208
Cash flows	(145)	(121,455)	(72,001)	(193,601)
New leases	-	59,641	-	59,641
Finance charges	-	21,717	31,489	53,206
Disposal of right-of-use liabilities	-	(5,988)	-	(5,988)
Other movements	-	79,803	-	79,803
Balance at 30 June 2021	149	765,651	1,162,469	1,928,269

Details regarding liquidity risk including a maturity analysis of the above borrowings are disclosed in Note 26.

⁶ This relates to contractual payments made to the operator, refer to Note 12 for further details on the Department's service concession arrangements.

Department of Communities and Justice

Notes to the financial statements

for the year ended 30 June 2021

18. Borrowings (cont'd)

Recognition and measurement

Borrowings represent interest bearing liabilities mainly raised through NSW Treasury Corporation, lease liabilities, service concession arrangement liabilities and other interest bearing liabilities.

Financial liabilities at amortised cost

Borrowings classified as financial liabilities at amortised cost are initially measured at fair value, net of directly attributable transaction costs. These are subsequently measured at amortised cost using the effective interest method. Gains and losses are recognised in net result when the liabilities are derecognised as well as through the amortisation process.

Financial Guarantee

A financial guarantee contract is a contract that requires the issuer to make specified payments to reimburse the holder for a loss it incurs because a specified debtor fails to make payment when due in accordance with the original or modified terms of a debt instrument. Financial guarantee contracts are recognised as a financial liability at the time the guarantee is issued. The liability is initially measured at fair value, being the premium received. Subsequent to initial recognition, the Department's liability under each guarantee is measured at the higher of the amount initially recognised less cumulative amortisation, and an expected credit loss provision.

The Department has reviewed its financial guarantees and determined that there is no material liability to be recognised for financial guarantee contracts as at 30 June 2021. Refer Note 23 regarding disclosures on Contingent liabilities.

Department of Communities and Justice
Notes to the financial statements
for the year ended 30 June 2021

19. Provisions

	PARENT		CONSOLIDATED	
	2021 \$'000	2020 \$'000	2021 \$'000	2020 \$'000
Current				
Employee benefits and related on-costs				
Sundays and public holidays	3,172	4,095	3,172	4,095
Annual leave*	280,857	276,613	280,857	276,613
Long service leave**	124,419	129,417	124,419	129,417
Redundancy	-	23,502	-	23,502
Total current employee benefits and related on-costs	408,448	433,627	408,448	433,627
*Current annual leave obligations expected to be settled after 12 months	61,263	58,105	61,263	58,105
**Current long service leave obligations expected to be settled after 12 months	117,200	115,827	117,200	115,827
	178,463	173,932	178,463	173,932
Other Provisions				
Restoration costs	14,514	19,420	14,514	19,420
Victims Support Scheme - lodged but not yet paid claims	83,010	71,535	83,010	71,535
Victims Support Scheme - incurred but not reported claims				
- Domestic violence	11,000	-	11,000	-
- Other offences	8,400	-	8,400	-
Total current other provisions	116,924	90,955	116,924	90,955
Total current provisions	525,372	524,582	525,372	524,582
Non-current				
Employee benefits and related on-costs				
Long service leave	12,335	10,177	12,335	10,177
Total non-current employee benefits and related on-costs	12,335	10,177	12,335	10,177
Other Provisions				
Restoration costs	25,568	42,609	25,568	42,609
Victims Support Scheme - lodged but not yet paid claims	119,300	121,000	119,300	121,000
Victims Support Scheme - incurred but not reported claims				
- Domestic violence	146,100	-	146,100	-
- Other offences	34,900	-	34,900	-
Total non-current other provisions	325,868	163,609	325,868	163,609
Total non-current provisions	338,203	173,786	338,203	173,786

Department of Communities and Justice
Notes to the financial statements
for the year ended 30 June 2021

19. Provisions (cont'd)

	PARENT		CONSOLIDATED	
	2021 \$'000	2020 \$'000	2021 \$'000	2020 \$'000
Aggregate employee benefits and related on-costs				
Provisions	420,783	443,804	420,783	443,804
Accrued salaries, wages and on-costs (Note 17)	55,655	61,121	55,655	61,121
	476,438	504,925	476,438	504,925

Movements in provisions (other than employee benefits)

	PARENT AND CONSOLIDATED			
	Restoration Costs \$'000	Victims Support Scheme - lodged but not yet paid claims \$'000	Victims Support Scheme - incurred but not reported claims \$'000	Total \$'000
Carrying amount at 1 July 2020	62,029	192,535	-	254,564
Additional provision recognised	1,195	82,400	200,400	283,995
Amounts used	(3)	(72,000)	-	(72,003)
Unused amounts reversed	(3,617)	-	-	(3,617)
Unwinding/change in the discount rate	355	375	-	730
Change in experience and actuarial assumptions	-	(1,000)	-	(1,000)
Other movements ⁷	(19,877)	-	-	(19,877)
Carrying amount at 30 June 2021	40,082	202,310	200,400	442,792

	PARENT AND CONSOLIDATED			
	Restoration Costs 2020 \$'000	Victims Support Scheme - lodged but not yet paid claims 2020 \$'000	Victims Support Scheme - incurred but not reported claims	Total 2020 \$'000
Carrying amount at 1 July 2019	-	-	-	-
Increase in provisions from equity transfers on administrative restructure - 1 July 2019	63,716	135,200	-	198,916
Additional provision recognised	2,269	114,500	-	116,769
Amounts used	(1,676)	(65,165)	-	(66,841)
Unused amounts reversed	(2,084)	-	-	(2,084)
Unwinding/change in the discount rate	(1,348)	1,000	-	(348)
Amounts transferred out on administrative restructure - 1 May 2020	(398)	-	-	(398)
Change in experience and actuarial assumptions	-	7,000	-	7,000
Other movements	1,550	-	-	1,550
Carrying amount at 30 June 2020	62,029	192,535	-	254,564

⁷ Other movements relate to changes in assumptions relating to CPI, discount rates and cost per square metre.

Department of Communities and Justice

Notes to the financial statements

for the year ended 30 June 2021

19. Provisions (cont'd)

Recognition and measurement

Employee benefits and related on-costs

(i) Salaries and wages, annual leave and sick leave

Salaries and wages (including non-monetary benefits) and paid sick leave that are expected to be settled wholly within 12 months after the end of the period in which the employees render the service are recognised and measured at the undiscounted amounts of the benefits.

Annual leave is not expected to be settled wholly before twelve months after the end of the annual reporting period in which the employees render the related service. As such, it is required to be measured at present value in accordance with AASB 119 *Employee Benefits* (although short-cut methods are permitted).

Actuarial advice obtained by Treasury has confirmed that using the nominal annual leave balance plus the annual leave entitlements accrued while taking annual leave (calculated using 8.4% (2020: 7.9%) of the nominal value of annual leave) can be used to approximate the present value of the annual leave liability. The Department has assessed the actuarial advice based on the Department's circumstances and has determined that the effect of discounting is immaterial to annual leave. All annual leave is classified as a current liability even where the Department does not expect to settle the liability within 12 months as the Department does not have an unconditional right to defer settlement.

Unused non-vesting sick leave does not give rise to a liability as it is not considered probable that sick leave taken in the future will be greater than the benefits accrued in the future.

(ii) Long service leave

Long service leave - assumed by the Crown

Some of the Department's liabilities for long service leave are assumed by Crown and others are not.

The Department accounts for the liability as having been extinguished, resulting in the amount assumed being shown as part of the non-monetary revenue item described as 'Acceptance by the Crown of Employee Benefits and Other Liabilities'.

Long service leave is measured at present value of expected future payments to be made in respect of services provided up to the reporting date. Consideration is given to certain factors based on actuarial review, including expected future wage and salary levels, experience of employee departures, and periods of service. Expected future payments are discounted using Commonwealth government bond rate at the reporting date.

Long service leave funded by agency Crown LSL pool

Long service leave liabilities not assumed by Crown Entity relate to:

- Former Compensation Court (closed in December 2003) (recouped from Workcover Authority);
- Dust Diseases Tribunal;
- Office of the Legal Services Commissioner
- NSW Trustee and Guardian; and
- Legal Profession Admission Board.

Long service leave liabilities not assumed by Crown Entity requires contributions to the NSW Non Budget Long Service Leave Pool Account. The Treasury "pool" account administers the long service leave provision for agencies and commercial activities whose liabilities were previously assumed by the Crown Entity due to being part of the Budget Sector. Contributions made to NSW Treasury are included in Employee Related Expenses. The Department recognises a receivable amount from the Long Service Leave Pool.

Long service leave funded by the Department

Long service leave liabilities funded by the Department relates to Department staff who provide personnel services to the Legal Services Council and the Trustees of the Anzac Memorial Building. Refer Note 1(a) for details.

Department of Communities and Justice

Notes to the financial statements

for the year ended 30 June 2021

19. Provisions (cont'd)

Recognition and measurement (cont'd)

Employee benefits and related on-costs (cont'd)

Long service leave funded by the Department (cont'd)

Employee benefits and related on-costs Long service leave liability funded by the Department is measured at present value in accordance with AASB 119 *Employee Benefits*. This is based on the application of certain factors specified in NSW TC 21-03 *Accounting for Long Service Leave and Annual leave* to employees with five or more years of service, using current rates of pay.

(iii) Superannuation

Superannuation Liabilities Assumed by Crown

The Department's liabilities for defined benefit superannuation are assumed by Crown. The Department accounts for the liability as having been extinguished, resulting in the amount assumed being shown as part of the non-monetary revenue item described as 'Acceptance by the Crown of employee benefits and other liabilities'.

The superannuation expense for the financial year is determined by using the formulae specified in the Treasurer's Directions. The expense for defined contribution superannuation schemes (that is, Basic Benefit and Aware Super (formerly known as First State Super)) is calculated as a percentage of the employees' salary. For defined benefit superannuation schemes (i.e. State Superannuation Scheme and State Authorities Superannuation Scheme), the expense is calculated as a multiple of the employees' superannuation contributions.

(iv) Consequential on-costs

Consequential costs to employment are recognised as liabilities and expenses where the employee benefits to which they relate have been recognised. This includes outstanding amounts of payroll tax, workers' compensation insurance premiums and fringe benefits tax.

(v) Victims Support Scheme

The Department's provision in relation to the Victims Support Scheme comprises of lodged but not paid claims (for all offences) and incurred but not reported (IBNR) claims with respect to domestic violence, sexual assault (adult), assault, robbery, homicide and other offences.

The Victims Support Scheme (the VSS) was created on 3 June 2013 through legislation known as the *Victims' Rights and Support Act 2013*. This act replaced the Victims Compensation Scheme (the VCS), legislated through the *Victims Support and Rehabilitation Act 1996*, that was closed to new applications for support on 7 May 2013.

The VSS provides support for victims of violent crime, upon application after 7 May 2013 and within an eligibility period of 2 to 10 years (with some exceptions) from the date of the occurrence of a violent act of crime.

The VSS offers the following "pillars" of support for victims of violent crime:

- Counselling: Approved counselling services with respect to the act of violence.
- Financial assistance: For immediate needs to cover expenses for treatment or other measures that need to be taken urgently to secure the victim's safety, health or well-being and for economic loss suffered as a direct result of the act of violence.
- Recognition payments: To acknowledge the trauma suffered.

Payment is set out in four different categories based on the act of violence. Violent acts can include assault, sexual assault, child sexual assault, domestic violence, robbery, homicide and other eligible violent acts.

The Department has obtained actuarial advice from an independent actuary to determine the liability as at 30 June 2021. No provision has been made in the financial statements for any IBNR claims in relation to child sexual assault (refer to Note 23 Contingent Liabilities) in 2020-21 and 2019-20 as the independent actuary was unable to determine a reliable estimate for the value of IBNR claims for this particular act of violence. The actuarial assessment is performed annually.

Department of Communities and Justice

Notes to the financial statements

for the year ended 30 June 2021

19. Provisions (cont'd)

Recognition and measurement (cont'd)

Employee benefits and related on-costs (cont'd)

Victims Support Scheme (cont'd)

The IBNR liabilities for domestic violence, sexual assault (adult), assault, robbery, homicide and other offences have been included in the provision for the first time in 2020-21. Prior to this, the provision included only an estimate of the liability associated with the cost of lodged but not yet paid claims.

The provision:

- 1) Contains an allowance for the time value of money. Claims costs have been discounted back to the valuation date using risk free discount rates.
- 2) Includes claims handling costs, such as staff costs, that may be incurred as a result of processing these claims.
- 3) Is a central estimate and does not include any additional risk margin related to the uncertainty of estimates.
- 4) Is based on the initial rather than ultimate classification of offence type for each claim.

The actuarial Professional Standard 302 "*Valuations of General insurance Claims*" (PS 302) applies to actuaries undertaking a valuation of General Insurance Claims for an entity. While the VSS claims being valued are not General Insurance Claims as defined under PS 302, there are some similarities in the characteristics of this valuation when compared to PS 302 valuations. Thus PS 302 has been used as a proxy for determining provisions in this valuation.

Total payments directly to victims of crime for the year ended 30 June 2021 was \$72.0 million (2020: \$65.1 million), including an accrual of \$17.2 million (2020: \$19.8 million). Refer to Note 29 for details of Victims Support Fund.

(vi) Other provisions

Provisions are recognised when the Department has a present legal or constructive obligation as a result of a past event; it is probable that an outflow of resources will be required to settle the obligation; and a reliable estimate can be made of the amount of the obligation. When the Department expects some or all of a provision to be reimbursed, for example, under an insurance contract, the reimbursement is recognised as a separate asset, but only when the reimbursement is virtually certain. The expense relating to a provision is presented net of any reimbursement in the Statement of Comprehensive Income.

Any provisions for restructuring are recognised only when the Department has a detailed formal plan and the Department has raised a valid expectation in those affected by the restructuring that it will carry out the restructuring by starting to implement the plan or announcing its main features to those affected.

If the effect of the time value of money is material, provisions are discounted at a pre-tax rates that reflects the current market assessments of the time value of money and the risks specific to the liability. When discounting is used, the increase in the provision due to the passage of time (i.e. unwinding of discount rate) is recognised as a finance cost.

Other provisions include restoration costs on leased office premises. Restoration costs represent estimated costs that the Department is obliged to incur to restore premises to an acceptable condition as agreed with the owners of the premises, upon expiry of operating lease arrangements. The amount and timing of each estimate is reassessed annually. In the majority of cases, the rates are not explicitly mentioned in the lease agreement and hence the provision is calculated by using a standard restoration rate per square metre, which is then discounted to present value using the appropriate government bond rate. The provisions are established by individual lease and amortised over the term of the lease. The unamortised value of the obligation is recorded as an asset.

Department of Communities and Justice
Notes to the financial statements
for the year ended 30 June 2021

20. Other liabilities

	PARENT		CONSOLIDATED	
	2021	2020	2021	2020
	\$'000	\$'000	\$'000	\$'000
Current				
Liabilities under transfers to acquire or construct non-financial assets to be controlled by the Department	846	2,849	846	2,849
Unearned revenue	8,247	3,055	8,247	3,055
	9,093	5,904	9,093	5,904
Non-current				
Liabilities under transfers to acquire or construct non-financial assets to be controlled by the Department	819	432	819	432
	819	432	819	432

Refer to Note 3(e) for a description of the Department's obligations under transfers received to acquire or construct non-financial assets to be controlled by the entity.

The Department expects to recognise as income the liability for unsatisfied obligations of \$0.8 million (2020: \$2.8million) within 12 months and \$0.8 million (2020: \$0.4million) after 12 months as at 30 June 2021, as the related assets are constructed/acquired.

	2021	2020
	\$'000	\$'000
Reconciliation of financial assets and corresponding liabilities arising from transfers to acquire or construct non-financial assets to be controlled by the Department	1,665	3,281
Opening balance of liabilities arising from transfers to acquire/construct non-financial assets to be controlled by the Department	3,281	-
Liabilities arising from transfers to acquire/construct non-financial assets to be controlled by the entity recognised upon initial application of AASB 1058 - 1 July 2019 equity adjustment	-	4,715
Add: receipt of cash during the financial year	1,411	1,278
Deduct: income recognised during the financial year	(3,027)	(2,712)
Closing balance of liabilities arising from transfers to acquire/construct non-financial assets to be controlled by the Department	1,665	3,281

Department of Communities and Justice
Notes to the financial statements
for the year ended 30 June 2021

21. Increase / (decrease) in net assets from equity transfers

There were no equity transfers due to administrative restructures affecting the Department in 2020-21. Details of 2019-20 equity transfers are as below:

- (i) The Department of Communities and Justice was formed on 1 July 2019 following the *Administrative Arrangements (Administrative Changes - Public Service Agencies) Order 2019* issued on 2 April 2019 which abolished the former Department of Family and Community Services and former Department of Justice with effect from 1 July 2019. The Department assumed most of the functions from the former Department of Family and Community Services, and the former Department of Justice. Refer to Note 1(b) for details of the administrative restructure.

Statement of Comprehensive Income for the former Departments for the year ended 30 June 2019

	Department of Justice \$'000	Department of Family and Community Services (Parent) \$'000
Expenses excluding losses		
Employee related expenses	1,884,132	1,121,184
Operating expenses	819,351	398,317
Depreciation and amortisation	225,412	76,076
Grants and subsidies	5,017,796	2,369,365
Finance costs	10,709	802
Other expenses	169,514	-
Total expenses excluding losses	8,126,914	3,965,744
Revenue		
Appropriations	8,039,425	3,466,457
Sale of goods and services	251,426	179,223
Investment revenue	3,262	641
Retained taxes, fees and fines	26,431	-
Grants and other contributions	130,968	58,860
Personnel services	57,951	85,932
Acceptance by Crown of employee benefits and other liabilities	155,869	56,606
Other income	53,588	74,556
Total revenue	8,718,920	3,922,275
Operating result	592,006	(43,469)
Gain / (loss) on disposal	(8,064)	(883)
Impairment losses on financial assets	(6,532)	(931)
Other gains / (losses)	(487)	(5,033)
Net result	576,923	(50,316)
Other comprehensive income		
<i>Items that will not be reclassified to net result in subsequent periods</i>		
Net changes in revaluation surplus of property, plant and equipment	20,511	(12,289)
Reversal of prior year revaluation decrement due to an error	34,189	-
Superannuation actuarial gains/(losses)	-	(2,039)
Transfer from asset revaluation reserve on disposal	-	(79)
Total other comprehensive income	54,700	(14,407)
TOTAL COMPREHENSIVE INCOME	631,623	(64,723)

Department of Communities and Justice
Notes to the financial statements
for the year ended 30 June 2021

21. Increase / (decrease) in net assets from equity transfer (cont'd)

Assets and liabilities transferred in/out of the Department as at 1 July 2019

	Department of Justice		Department of Family and Community Services	Department of Premier and Cabinet	Total transferred to the Department
	Transfer to the Department	Transfer to DCS	Transfer to the Departme nt	Transfer to the Department	
	\$'000	\$'000	\$'000	\$'000	\$'000
Assets					
Current Assets					
Cash and cash equivalents	150,225	1,235	100,666	-	250,891
Receivables ⁸	115,230	4,988	87,471	24,365	202,701
Inventories	22,985	-	-	-	22,985
Non-current assets held for sale	388	-	6,452	-	6,840
Total Current Assets	288,828	6,223	194,589	24,365	483,417
Non-Current Assets					
Receivables	27,874	327	2,465	-	30,339
Property, plant and equipment					
Land and buildings	5,089,793	16,129	1,373,342	-	6,463,135
Plant and equipment	304,317	351	87,820	-	392,137
Land and building under finance lease	227,911	-	-	-	227,911
Total Property, plant and equipment	5,622,021	16,480	1,461,162	-	7,083,183
Intangibles	167,883	10,503	174,325	-	342,208
Total Non-Current Assets	5,817,778	27,310	1,637,952	-	7,455,730
Total Assets	6,106,606	33,533	1,832,541	24,365	7,939,147
Liabilities					
Current Liabilities					
Payables	(328,004)	(435)	(153,017)	-	(481,021)
Borrowings	(6,508)	-	-	-	(6,508)
Provisions	(330,179)	(6,515)	(148,647)	(13,064)	(478,919)
Other current liabilities	-	-	(30,959)	-	(30,959)
Total Current Liabilities	(664,691)	(6,950)	(332,623)	(13,064)	(997,407)
Non-Current Liabilities					
Provisions	(89,408)	(493)	(48,333)	(11,301)	(137,742)
Borrowings	(113,032)	-	-	-	(113,032)
Other non-current liabilities	-	-	(1,001)	-	(1,001)
Total Non-Current Liabilities	(202,440)	(493)	(49,334)	(11,301)	(251,775)
Total Liabilities	(867,131)	(7,443)	(381,957)	(24,365)	(1,249,182)
NET ASSETS	5,239,475	26,090	1,450,584	-	6,689,965

⁸ Transfer from the Department of Family and Community Services excludes \$53.6 million in-kind receivable from NDIA (administered asset) as at 1 July 2019.

Department of Communities and Justice
Notes to the financial statements
for the year ended 30 June 2021

21. Increase / (decrease) in net assets from equity transfer (cont'd)

- (ii) The functions and staff employed in the Office of Emergency Management division in the Department of Communities and Justice were transferred to Resilience NSW on 1 May 2020 in accordance with the *Administrative Arrangements (Administrative Changes – Resilience NSW) Order 2020*. Refer to Note 1(b) for details of the administrative restructure.

The following statement discloses the assets and liabilities which were transferred out from the Department:

	Department of Communities and Justice (Parent) transfer to Resilience NSW \$'000
Assets	
Current Assets	
Cash and cash equivalents	205,829
Receivables (including prepayment)	134,339
Total Current Assets	340,168
Non-Current Assets	
Receivables	-
Property, plant and equipment	
Land and buildings	-
Plant and equipment	376
Total Property, plant and equipment	376
Right-of-use assets	3,069
Intangibles	30
Total Non-Current Assets	3,475
Total Assets	343,643
Liabilities	
Current Liabilities	
Payables	(297,509)
Borrowings	(630)
Provisions	(1,443)
Total Current Liabilities	(299,582)
Non-Current Liabilities	
Borrowings	(2,495)
Provisions	(9)
Total Non-Current Liabilities	(2,504)
Total Liabilities	(302,086)
NET ASSETS	41,557

Department of Communities and Justice
Notes to the financial statements
for the year ended 30 June 2021

21. Increase / (decrease) in net assets from equity transfer (cont'd)

Recognition and measurement

The transfer of net assets between agencies as a result of an administrative restructure, transfers of programs/functions and parts thereof between NSW public sector agencies are designated or required by Accounting Standards to be treated as contributions by owners and recognised as an adjustment to “Accumulated Funds”. This treatment is consistent with AASB 1004 *Contributions* and Australian Interpretation 1038 *Contributions by Owners Made to Wholly- Owned Public Sector Entities*.

Transfers arising from an administrative restructure involving not-for-profit and for-profit government entities are recognised at the amount at which the assets and liabilities were recognised by the transferor immediately prior to the restructure. Subject to below, in most instances this will approximate fair value.

All other equity transfers are recognised at fair value, except for intangibles. Where an intangible has been recognised at (amortised) cost by the transferor because there is no active market, the Department recognises the asset at the transferor’s carrying amount. Where the transferor is prohibited from recognising internally generated intangibles, the Department does not recognise that asset.

- (iii) The disability services of the former Department of Family and Community Services have been transitioning to the Non-Government Organisation (NGO) sector as part of the NSW Government implementation of the NDIS since 2015-2016.

In 2020-21, the Specialist Disability Services continued to be transferred as per the agreements entered by the State of NSW with three Supported Independent Living (SIL) providers for the completion of the Hunter Residences Redevelopment Program which commenced in 2019-20 and the Casuarina Grove facility. The SIL providers were New Horizons (NH) and Disability Services Australia (DSA) for the Hunter Residences and Ability Options (AO) for Casuarina Grove .

The long service leave provision and certain consequential employment costs were assumed by the Crown. The Department only recognised a portion of relevant consequential costs. To transfer the in scope employees to the NGOs, the Department made the cash payment that covered both the Department assumed and Crown assumed liabilities to the NGOs. The Department then recovered the amount paid relating to Crown assumed liabilities, in accordance with the guidance of Treasury Circular 14-06 *Funding Arrangements for Long Service Leave and Transferred Officers Leave Entitlements*. In the current financial year, the employees entitlements provision transferred that were assumed and funded by the Crown amounted to \$1.5 million (2020: \$4.4 million).

Department of Communities and Justice
Notes to the financial statements
for the year ended 30 June 2021

21. Increase / (decrease) in net assets from equity transfer (cont'd)

As at 30 June 2021, all post completion adjustments relating to transfers completed in 2020-21 have been finalised.

The following discloses the assets and liabilities which were transferred to the NGO sector:

**PARENT and
CONSOLIDATED**

	Post Completion Adjustments for transfers occurred in prior year \$'000	New Horizons Enterprises Limited \$'000	DSA Mentoring Services Limited \$'000	Ability Options Limited \$'000	2021 Total \$'000	2020 Total \$'000
Current assets						
Cash at bank	23	(52)	(135)	(476)	(640)	(1,430)
Petty cash	-	-	-	-	-	-
Total current assets	23	(52)	(135)	(476)	(640)	(1,430)
Current liabilities						
Prepaid participant contribution	-	-	-	(43)	(43)	-
Annual leave	10	(36)	(87)	(353)	(466)	(1,048)
Long service leave on costs	12	(15)	(44)	(73)	(120)	(352)
Total current liabilities	22	(51)	(131)	(469)	(629)	(1,400)
Non current liabilities						
Long service leave on costs	1	(1)	(4)	(7)	(11)	(30)
Total non current liabilities	1	(1)	(4)	(7)	(11)	(30)
Total liabilities	23	(52)	(135)	(476)	(640)	(1,430)
Net assets transferred from the Department	-	-	-	-	-	-

Liabilities transferred that are assumed by and funded by Crown:

Crown assumed employees entitlements - Annual Leave	-	1	2	9	12	27
Crown assumed employees entitlements - Long Service Leave	(149)	185	534	892	1,462	4,325
	(149)	186	536	901	1,474	4,352
Cash transferred (out) as a result of employee transfer to the NGOs	(149)	(238)	(671)	(1,376)	(2,434)	(5,782)
Cash transferred in/receivable as a result of employee transfer to the NGOs	172	186	536	900	1,794	4,352
Net cash transferred (out) as a result of employee transfer to the NGOs	23	(52)	(135)	(476)	(640)	(1,430)

Department of Communities and Justice

Notes to the financial statements

for the year ended 30 June 2021

22. Commitments for expenditure

a) Capital Commitments

	PARENT		CONSOLIDATED	
	2021 \$'000	2020 \$'000	2021 \$'000	2020 \$'000
Aggregate capital expenditure for the acquisition of property, plant and equipment contracted for at reporting date and not provided for:				
Within one year	61,715	129,033	61,715	129,033
Later than one year and not later than five years	-	13,413	-	13,413
Later than five years	-	-	-	-
Total (including GST)	61,715	142,446	61,715	142,446

Input tax credits of \$5.6 million (2020:\$13.0 million) which is expected to be recoverable from the Australian Taxation Office is included above.

23. Contingent liabilities and contingent assets

Contingent liabilities

Suitors' Fund

There are 17 (2020: 27) claims estimated at \$0.2 million (2020: \$0.2 million) pending on the Suitors' Fund as at 30 June 2021. The Suitors' Fund is established under Section 3 of the *Suitors' Fund Act 1951* to support the payment of costs for certain appeals relating to the Supreme Court (on a question of law or fact) or the High Court (from a decision of the Supreme Court on a question of law). Contributions to the fund are specially appropriated from Consolidated Revenue based on a percentage of court fees collected by the Department.

Current litigation

Claims have been made against the Department, which if the claimant is successful, the legal costs, disbursements and financial settlements estimated to be \$0.8 million (2020: \$1.6 million) will be met by the Department.

Various other claims totalling \$142.3 million (2020: \$104.5 million) have also been made against the Department, which, if successful, would be met from the NSW Treasury Managed Fund and Solvency Fund.

Victims Support Scheme – Incurred But Not Reported (IBNR) Claims for child sexual assault

The independent actuary engaged by the Department to assess the liability under the VSS scheme determined that reliable estimates could not be included in the liability provision for the amount attributable to IBNR claims relating to child sexual assault.

The reasons noted by the Actuary are:

- The number of claim lodgements has grown significantly with no signs of stabilising. This is the case for lodgements from both older incident years from many decades ago, as well as more recent incident years.
- The claim lodgements have continued to increase at a high rate due to shifts in societal attitudes and increased awareness due to the Royal Commission into Institutional Responses to Child Sexual Abuse. In addition, the introduction of the National Redress Scheme may also have had an impact on the quantum and reporting pattern of these claims.
- Child sexual assault claims are exempt from any time limits for access to counselling, recognition payments, justice-related and other out-of-pocket expenses.

Department of Communities and Justice

Notes to the financial statements

for the year ended 30 June 2021

23. Contingent liabilities and contingent assets (cont'd)

Victims Support Scheme – Incurred But Not Reported (IBNR) Claims (cont'd)

The plausible scenarios determined by the Actuary do not represent an upper or lower limit as to what the potential IBNR liability could be. Rather, each represents the Actuary's view of a particular plausible scenario depending on the valuation parameters used, and it is possible for combinations of scenarios to occur that would increase the range of outcomes.

The Actuary has also been unable to recommend a central estimate for the IBNR liability relating to child sexual assault nor estimate a probability of likelihood for each scenario due to the limited empirical evidence available to support any selection of probabilities, and hence is unable to determine a weighted average of the plausible scenarios.

Given the range of key uncertainties described above, the amount attributable to IBNR liabilities in respect of claims relating to child sexual assault under the VSS could reasonably lie within the range of \$493.0 million to \$997.0 million (2020: \$333.0 million to \$564.0 million). In 2019-20 the contingent liabilities also included IBNR for claims relate to domestic violence, sexual assault (adult), robbery, homicide and other offences under the VSS which had a plausible range of \$65.0 million to \$264.0 million. In 2020-21 a provision of \$200.4 million has been recognised in the statement of financial position.

Whilst the Actuary is of the view that it is not possible to reliably estimate the IBNR liability as at 30 June 2021 for child sexual assault claims, this will be reassessed as the VSS matures and the experience for child sexual assault claims begins to stabilise.

Further details on the Victims Support Scheme is provided in Note 19 and Note 29.

Other Matters

- (i) There is a potential liability regarding the placement of forensic patients in the correctional facilities. Following a court decision in the case of the State of NSW v TD 2013 NSWCA32, the State and Corrective Services NSW are exposed to liability in relation to further claims for damages arising from non-compliance with the lawful orders of a Court or the Mental Health Review Tribunal. However, the Department is not aware of any outstanding claims as at 30 June 2021.
- (ii) The liability for the development of the Long Bay Hospital and Clarence Correctional Centre is based on a financing arrangement involving floating interest rate bank debt. The estimate value of the contingent liability cannot be fully determined because of uncertain future events.

Contingent assets

The Department does not have any contingent assets as at 30 June 2021 and 30 June 2020.

Department of Communities and Justice

Notes to the financial statements

for the year ended 30 June 2021

24. Budget Review

The budgeted amounts are drawn from the original budgeted financial statements presented to Parliament for the Department in respect of the reporting period. The John Williams Memorial Charitable Trust does not have a published budget and has not been included. Subsequent amendments to the original budget (e.g. adjustments for transfer of functions between entities as a result of Administrative Arrangement Orders) are not reflected in the budgeted amounts. Major variances between the original budgeted amounts and the actual amounts disclosed in the primary financial statements are explained below.

Net result

The actual net result was lower than budget by \$307.2 million, primarily due to:

Expenses

Total expenses excluding losses were \$3,447.4 million favourable to budget, driven mainly by:

Employee related expenses – favourable to budget by \$108.9 million

The major variances to budget are due to the following items:

- Favourable: long service leave actuarial assessment of \$42.4 million, not reflected in the Department's original budget.
- Favourable: payroll tax expenses were under budget by \$13.0 million due to the reduction in the payroll tax expense rates from 5.45% to 4.85%, which is not reflected in the Department's original budget.

Operating expenses – unfavourable to budget by \$302.9 million

The major variances are a result of the differences between the financial statement account mapping and the account mapping in the budget, being:

- Unfavourable: Victim Compensation expenses of \$316.0 million are mapped to Grants and Subsidies in the budget
- Favourable: Other expenses of \$37.0 million are mapped to Other expenses in the budget

Depreciation and amortisation – favourable to budget by \$35.3 million

The major variance to budget is the change in accounting treatment for configuration or customisation costs in cloud based computing arrangements, resulting in a reduction in depreciation and amortisation expenses of \$30.2 million.

Grants and subsidies – favourable to budget by \$3,523.7 million

The major variance to budget is transfer payments to the National Disability Insurance Agency (NDIA) of \$3,103 million not included in actual grants expenditure in accordance with *AASB – 1050 Administered Items*.

Other significant variances to budget are due to the following items:

- Favourable: cluster grants to cluster agencies recognised as administered expenses of \$125.0 million not included in actuals grant expenditure.
- Favourable: differences between the financial statement account mapping and the account mapping in the budget. Victims compensation expenses of \$315.9 million are mapped to grants and subsidies in the budget.
- Favourable: cluster grants to cluster agencies were \$269.6 million under budget due to budget adjustments approved by NSW Treasury.
- Unfavourable: Victims compensation expenses were \$263.9 million over budget mainly due to an unfavourable year-end actuarial assessment not in taken account for in the budget.

Finance costs – favourable to budget by \$45.4 million

Mainly attributable to variances resulting from the remeasurement of service concession arrangements of \$29.5 million and from Property NSW's right of use asset budget calculations, compared to actuals of \$16.3 million.

Other expenses – favourable to budget by \$37.1 million

The variance is due to actual other expenses of \$37.1 million being mapped to operating expenses in the Statement of Comprehensive Income.

Department of Communities and Justice

Notes to the financial statements

for the year ended 30 June 2021

24. Budget Review (cont'd)

Revenue

Total revenue was \$3,693.9 million unfavourable to budget, driven by:

Appropriations – unfavourable to budget by \$3,752.2 million

The major variance to budget is transfer payments to the National Disability Insurance Agency (NDIA) of \$3,102.5 million not included in actual appropriation revenue in accordance with AASB – 1050 *Administered Items*.

Other significant variances to budget are due to the following items:

- Unfavourable: net budget adjustments to appropriations approved by NSW Treasury in the 2020-21 financial year was \$447.7 million.
- Unfavourable: appropriations paid to cluster agencies through cluster grants recognised as administered income of \$125.0 million not included in appropriate actuals.

Sale of goods and services – unfavourable to budget by \$19.0 million

The major variance is a result of the differences between the financial statement account mapping and the account mapping in the budget. Personnel services revenue of \$72.3 million is mapped to sale of goods and services in the budget.

Other significant variances to budget are due to the following items:

- Favourable: Clarence correctional centre contract revenue of \$55.1 million not budgeted for
- Favourable: Correctives Services Industries revenue was \$25.1 million over budget due to an increase in production and sales
- Unfavourable: decrease in court and tribunal fee revenues of \$11.6 million due to reduced lodgements for civil matters as a result of COVID-19.
- Unfavourable: rental income is mapped to Investment revenue in the budget and other income in the financial statements, which was \$13.8 million. Other rental income is mapped to sale of goods and services in the budget and other income in the financial statements, which was \$31.0 million. This compares to a combined budget of \$26.9 million.

Investment revenue – unfavourable to budget by \$5.4 million

The major variance is a result of the difference between the financial statement account mapping and the account mapping in the budget. Rental income is mapped to Investment revenue in the budget and Sale of goods and services in the financial statements, which was \$5.1 million.

Retained taxes, fees and fines – favourable to budget by \$11.6 million

Attributable to an increase in the receipt of restitution order and confiscation revenue for Victims Services of \$11.6 million, compared to budget.

Grants and contributions - favourable to budget by \$34.0 million

Mainly attributable to additional budget approvals by NSW Treasury of \$6.6 million during the 2020-21 financial year and receipt of grant revenues that were not budgeted for.

Personnel services revenue – favourable to budget by \$74.6 million

The variance is due to personnel services revenue of \$74.6 million being mapped to Sale of goods and services in the budget.

Acceptance by the Crown of employee benefits and other liabilities – unfavourable to budget by \$68.2 million

Mainly attributable to long service leave actuarial assessment of \$42.4 million not taken account for in the budget.

Other income – favourable to budget by \$30.6 million

The major variance is a result of differences between the financial statement account mapping and the account mapping in the budget, being:

- Favourable: rental income is mapped to Investment revenue in the budget and Other income in the financial statements, which was \$13.8 million. Other rental income is mapped to sale of goods and services in the budget and other income in the financial statements, which was \$31.0 million.

Department of Communities and Justice

Notes to the financial statements

for the year ended 30 June 2021

24. Budget Review (cont'd)

Loss on disposal and impairment reversal on financial assets – unfavourable to budget by \$9.2 million

Loss on disposal was unfavourable to budget by \$4.9 million and impairment reversal on financial assets was unfavourable to budget by \$4.2 million.

Other losses – unfavourable to budget by \$51.5 million

Mainly attributable to impairment losses on right of use assets of \$52.3 million not budgeted for.

Assets and liabilities

The major variances between original budget and actual assets and liabilities in the Statement of Financial Position are noted below:

Assets

Current Assets were unfavourable to budget by \$119.7 million

Mainly attributable to increases in cash balances by \$34.0 million, offset by a decrease in receivables of \$142.5 million and inventories of \$9.0 million.

Non-Current Assets were favourable to budget by \$254.1 million

The overall increase in property, plant and equipment values is due to a revaluation increment of \$508.7 million, offset by approved net capital carry forwards of \$123.3 million.

Liabilities

Current Liabilities were favourable to budget by \$49.4 million

Mainly attributable to decreases in payables for operating expenditure, offset by increases to the victims' support scheme provisions and service concession liabilities.

Non-Current Liabilities were unfavourable to budget by \$704.4 million

Mainly attributable to increases in service concession liabilities, lease liabilities and Victims Support Scheme provisions due to an unfavourable actuarial assessment.

Cash flows

Cash flows from operating activities

Actual cash flows from operating activities are prepared inclusive of GST, where as the budget is prepared exclusive of GST. As a result, the budget variances are overstated by the GST amount.

Further, the unfavourable budget result of \$107.3 million in net cash flows from operating activities was offset by a favourable budget result of \$150.2 million in net cash flows from investing activities. These offsetting budget variations were mainly attributable to underspends in purchases of land and buildings, plant and equipment, and intangible assets.

Department of Communities and Justice
Notes to the financial statements
for the year ended 30 June 2021

25. Reconciliation of cash flows from operating activities to net result

	PARENT		CONSOLIDATED	
	2021 \$'000	2020 Restated \$'000	2021 \$'000	2020 Restated \$'000
Reconciliation of cash flows from operating activities to net result as reported in the Statement of Comprehensive Income as follows:				
Net cash used on operating activities	547,188	806,680	547,130	806,582
Net loss on disposal of assets	(5,261)	(2,211)	(5,261)	(2,211)
Impairment loss on intangible assets	(9)	(2,388)	(9)	(2,388)
Impairment loss on right-of-use assets	(52,291)	(35,269)	(52,291)	(35,269)
Gain / (loss) on disposal of right-of-use assets	167	(18)	167	(18)
Finance cost – initial application of AASB 1059	-	(28,734)	-	(28,734)
Impairment on carrying value of property, plant and equipment	(592)	(371)	(592)	(371)
Impairment (loss) / gain on financial assets	(4,232)	5,429	(4,232)	5,429
Bad debts written off	(87)	(188)	(87)	(188)
Depreciation and amortisation	(446,697)	(376,809)	(446,837)	(376,939)
Unwinding of discount	(355)	1,348	(355)	1,348
Write back of unused make good provision	(3,617)	(2,084)	(3,617)	(2,084)
(Increase) / decrease in creditors	111,492	(145,436)	111,492	(145,436)
(Increase) / decrease in provisions	(161,235)	(77,781)	(161,235)	(77,781)
Increase / (decrease) in prepayments and other assets	21,680	3,430	21,680	3,430
Assets transferred to expense	(60,736)	-	(60,736)	-
Net result	(54,585)	145,598	(54,783)	145,370

Department of Communities and Justice

Notes to the financial statements

for the year ended 30 June 2021

26. Financial instruments

The Department's principal financial instruments are outlined below. These financial instruments arise directly from the Department's operations or are required to finance the Department's operations. The Department does not enter into or trade financial instruments, including derivative financial instruments, for speculative purposes.

The Department's main risks arising from financial instruments are outlined below, together with the Department's objectives, policies and processes for measuring and managing risk. Further quantitative and qualitative disclosures are included throughout these financial statements.

The Secretary has overall responsibility for the establishment and oversight of risk management and reviews and agrees policies for managing each of these risks. Risk management policies are established to identify and analyse the risks faced by the Department, to set risk limits and controls and to monitor risks. Compliance with policies is reviewed by the Department on a regular basis.

De-recognition of financial assets and financial liabilities

A financial asset (or, where applicable, a part of a financial asset or part of a group of similar financial assets) is derecognised when the contractual rights to the cash flows from the financial assets expire; or if the Department transfers its rights to receive cash flows from the asset or has assumed an obligation to pay the received cash flows in full without material delay to a third party under a 'pass-through' arrangement; and either:

- the Department has transferred substantially all the risks and rewards of the asset; or
- the Department has neither transferred nor retained substantially all the risks and rewards of the asset, but has transferred control.

When the Department has transferred its rights to receive cash flows from an asset or has entered into a pass-through arrangement, it evaluates if, and to what extent, it has retained the risks and rewards of ownership.

Where the Department has neither transferred nor retained substantially all the risks and rewards or transferred control, the asset continues to be recognised to the extent of the Department's continuing involvement in the asset. In that case, the Department also recognises an associated liability. The transferred asset and the associated liability are measured on a basis that reflects the rights and obligations that the Department has retained.

Continuing involvement that takes the form of a guarantee over the transferred asset is measured at the lower of the original carrying amount of the asset and the maximum amount of consideration that the Department could be required to repay.

A financial liability is derecognised when the obligation specified in the contract is discharged or cancelled or expires. When an existing financial liability is replaced by another from the same lender on substantially different terms, or the terms of an existing liability are substantially modified, such an exchange or modification is treated as the de-recognition of the original liability and the recognition of a new liability. The difference in the respective carrying amounts is recognised in the net result.

Department of Communities and Justice
Notes to the financial statements
for the year ended 30 June 2021

26. Financial instruments (cont'd)

(i) Financial instrument categories

Class:	Note	Category	PARENT		CONSOLIDATED	
			\$'000	Carrying Amount	\$'000	Carrying Amount
Financial Assets			2021	2020	2021	2020
Cash and cash equivalents	9	Amortised cost	122,937	72,101	124,260	73,482
Receivables ⁹	10	Amortised cost	128,930	96,714	128,930	96,714
			251,867	168,815	251,867	170,196
Financial Liabilities			2021	2020 Restated	2021	2020 Restated
Payables ¹⁰	17	Financial liabilities measured at amortised cost	291,327	380,818	291,327	380,818
Other borrowings	18	Financial liabilities measured at amortised cost	149	294	149	294
Service concession financial liabilities	18	Financial liabilities measured at amortised cost	1,162,469	1,202,981	1,162,469	1,202,981
Lease liabilities	18	Financial liabilities measured at amortised cost	765,651	731,933	765,651	731,933
			2,219,596	2,316,026	2,219,596	2,316,026

The Department determines the classification of its financial assets and liabilities after initial recognition and, when allowed and appropriate, re-evaluates this at each financial year end.

(ii) Credit Risk

Credit risk arises when there is the possibility of the Department's debtors defaulting on their contractual obligations, resulting in a financial loss to the Department. The maximum exposure to credit risk is generally represented by the carrying amount of the financial assets (net of any allowance for credit losses and allowance for impairment).

Credit risk arises from the financial assets of the Department, including cash, receivables and authority deposits. No collateral is held by the Department. The Department has not granted any financial guarantees.

Credit risk associated with the Department's financial assets, other than receivables, is managed through the selection of counterparties and establishment of minimum credit rating standards.

The Department considers a financial asset in default when contractual payments are 90 days past due. However, in certain cases, the Department may also consider a financial asset to be in default when internal or external information indicates the Department is unlikely to receive the outstanding contractual amounts in full before taking into account any credit enhancements held by the Department.

Cash and cash equivalents

Cash comprises cash on hand and bank balances within the NSW Treasury Banking System. Interest is earned on daily bank balances at the monthly average NSW Treasury Corporation (TCorp) 11am unofficial cash rate, adjusted for a management fee to NSW Treasury.

⁹ Excludes statutory receivables and prepayments (that is, not within scope of AASB 7 *Financial Instruments: Disclosures* (AASB 7)).

¹⁰ Excludes statutory payables and unearned revenue (that is, not within scope of AASB 7).

Department of Communities and Justice

Notes to the financial statements

for the year ended 30 June 2021

26. Financial instruments (cont'd)

(ii) Credit Risk (cont'd)

Accounting policy for impairment of trade debtors and other financial assets

Receivables – trade receivables

Collectability of trade debtors is reviewed on an ongoing basis. Procedures as established in the Treasurer's Directions are followed to recover outstanding amounts, including letters of demand.

The Department applies the AASB 9 simplified approach to measuring expected credit losses which uses a lifetime expected loss allowance for all trade receivables including lease receivables.

To measure the expected credit losses, trade receivables have been grouped based on shared credit risk characteristics and the days past due.

The expected loss rates are based on historical observed loss rates. The historical loss rates are adjusted to reflect management assumption and current and forward-looking information on macroeconomic factors affecting the ability of the customers to settle the receivables. The Department has identified the unemployment rate, wages growth rate and CPI inflation to be the most relevant factors, and accordingly adjusts the historical loss rates based on expected changes in these factors.

Trade receivables are written off when there is no reasonable expectation of recovery.

The loss allowance for trade receivables for the current and prior period was determined as follows:

PARENT AND CONSOLIDATED

Bond Receivables

2021 \$'000	Current	<30 days	30-60 days	61-90 days	>91 days	Total
Expected credit loss rate	0.1%	92.1%	100.0%	100.0%	100.0%	-
Estimated total gross carrying amount	8,582	14	9	13	3,032	11,650
Expected credit loss	8	13	9	13	3,032	3,075
2020 \$'000	Current	<30 days	30-60 days	61-90 days	>91 days	Total
Expected credit loss rate	0.1%	100.0%	100.0%	100.0%	100.0%	-
Estimated total gross carrying amount	12,131	18	20	23	2,619	14,811
Expected credit loss	12	18	20	23	2,619	2,692

Department of Communities and Justice
Notes to the financial statements
for the year ended 30 June 2021

26. Financial instruments (cont'd)

(iii) Credit Risk (cont'd)

PARENT AND CONSOLIDATED

Rental Receivables

2021
\$'000

	Current	<30 days	30-60 days	61-90 days	>91 days	Total
Expected credit loss rate	43.2%	61.8%	76.5%	100.0%	100.0%	-
Estimated total gross carrying amount	1,639	1,005	814	604	4,640	8,702
Expected credit loss	708	621	623	604	4,640	7,196

2020
\$'000

	Current	<30 days	30-60 days	61-90 days	>91 days	Total
Expected credit loss rate	-	52.3%	71.9%	100.0%	100.0%	-
Estimated total gross carrying amount	(137)	1,068	981	1,098	3,029	6,039
Expected credit loss	-	559	705	1,098	3,029	5,391

PARENT AND CONSOLIDATED

Trades Receivables - Court

2021
\$'000

	Current	<30 days	30-60 days	61-90 days	>91 days	Total
Expected credit loss rate	25.7%	75.8%	91.2%	100.0%	100.0%	-
Estimated total gross carrying amount	2,093	846	599	557	12,302	16,397
Expected credit loss	539	641	546	557	12,302	14,585

2020
\$'000

	Current	<30 days	30-60 days	61-90 days	>91 days	Total
Expected credit loss rate	-	-	100.0%	100.0%	100.0%	-
Estimated total gross carrying amount	4,406	873	511	449	11,273	17,512
Expected credit loss	-	-	511	449	11,983	12,943

Department of Communities and Justice
Notes to the financial statements
for the year ended 30 June 2021

26. Financial instruments (cont'd)

(iv) Credit Risk (cont'd)

PARENT AND CONSOLIDATED

Trades Receivables - Correctional Centres

2021 \$'000	Current	<30 days	30-60 days	61-90 days	>91 days	Total
Expected credit loss rate	3.8%	6.5%	-	91.0%	100.0%	-
Estimated total gross carrying amount	1,229	142	(302)	10	1,380	2,459
Expected credit loss	47	9	-	9	1,380	1,445
2020 \$'000	Current	<30 days	30-60 days	61-90 days	>91 days	Total
Expected credit loss rate	3.3%	7.7%	29.8%	-	100.0%	-
Estimated total gross carrying amount	2,088	459	43	(38)	290	2,842
Expected credit loss	72	35	13	-	290	410

PARENT AND CONSOLIDATED

Trade Receivables - Other

2021 \$'000	Current	<30 days	30-60 days	61-90 days	>91 days	Total
Expected credit loss rate	10.1%	14.2%	38.6%	76.5%	100.0%	-
Estimated total gross carrying amount	976	679	309	25	280	2,269
Expected credit loss	99	96	119	19	280	613
2020 \$'000	Current	<30 days	30-60 days	61-90 days	>91 days	Total
Expected credit loss rate	10.6%	16.1%	40.6%	65.1%	100.0%	-
Estimated total gross carrying amount	1,268	700	369	185	332	2,854
Expected credit loss	135	113	150	120	332	850

Department of Communities and Justice

Notes to the financial statements

for the year ended 30 June 2021

26. Financial instruments (cont'd)

(v) Credit Risk (cont'd)

PARENT AND CONSOLIDATED

Other Receivables

2021
\$'000

	Current	<30 days	30-60 days	61-90 days	>91 days	Total
Expected credit loss rate	28.0%	55.2%	-	-	100.0%	-
Estimated total gross carrying amount	2,530	38	(107)	(74)	1,904	4,291
Expected credit loss	708	21	-	-	1,904	2,633

2020
\$'000

	Current	<30 days	30-60 days	61-90 days	>91 days	Total
Expected credit loss rate	50.5%	63.3%	57.4%	100.0%	100.0%	-
Estimated total gross carrying amount	1,851	67	3	146	2,552	4,619
Expected credit loss	935	42	1	146	2,552	3,676

Note: The analysis excludes statutory receivables and prepayments, as these are not within the scope of AASB 7. Therefore, the 'total' will not reconcile to the receivables total in Note 10.

The Department is not materially exposed to concentrations of credit risk to a single debtor or group of debtors as at 30 June 2021 and 2020.

Authority deposits

The Department has placed its Wards Trust funds on deposit with TCorp, which has been rated "AA+" by Standard and Poor's. These deposits are similar to money market or bank deposits and are placed for a fixed term. The interest rate payable by TCorp is negotiated initially and is fixed for the term of the deposit. There were no indicators for impairment on these securities during the year. Refer to Note 27 for details of Trust funds.

(vi) Liquidity Risk

Liquidity risk is the risk that the Department will be unable to meet its payment obligations when they fall due. The Department continuously manages risk through monitoring future cash flows, which coordinates the payment of creditors with cash inflows from the Crown and cash receipts from debtors. Liabilities are recognised for amounts due to be paid in the future for goods or services received, whether or not invoiced. Amounts owing to suppliers (which are unsecured) are settled in accordance with the policy set out in NSW TC11-12 *Payments of Accounts*. For small business suppliers, where terms are not specified, payment is made not later than 30 days from date of receipt of a correctly rendered invoice. For other suppliers, if trade terms are not specified, payment is made no later than the end of the month following the month in which an invoice or a statement is received. For small business suppliers, where payment is not made within the specified time period, simple interest must be paid automatically unless an existing contract specifies otherwise. For payments to other suppliers, the payment of simple interest is at the discretion of the Secretary. The rates of interest applied were 8.10% (2020: 9.54%) per annum for the quarter ended 30 September, 8.10% (2020: 8.98%) per annum for the quarter ended 31 December, 8.02% (2020: 8.91%) for the quarter ended 31 March and 8.01% (2020: 8.89%) for the quarter ended 30 June 2021.

During the current year and prior year, there were no defaults of loans payable. No assets have been pledged as collateral. The Department's exposure to liquidity risk is deemed insignificant based on prior periods' data and current assessment of risk.

Department of Communities and Justice Notes to the financial statements for the year ended 30 June 2021

26. Financial instruments (cont'd)

The table below summarises the maturity profile of the Department's financial liabilities based on contractual undiscounted payments, together with the interest rate exposure.

Maturity Analysis and interest rate exposure of financial liabilities

2021	Weighted average effective interest rate	Interest rate exposure				Maturity dates		
		Nominal Amount \$'000	Fixed Interest Rate \$'000	Variable Interest Rate \$'000	Non-Interest Bearing \$'000	< 1 year \$'000	1-5 years \$'000	> 5 years \$'000
PARENT								
Payables:								
Accrued capital expenditure	-	28,830	-	-	28,830	-	-	-
Accrued grant expenditure	-	2,682	-	-	2,682	-	-	-
Accrued operating expenditure	-	119,864	-	-	119,864	-	-	-
Accrued salaries, wages and on-costs	-	46,552	-	-	46,552	-	-	-
Creditors	-	90,449	-	-	90,449	-	-	-
Borrowings:								
Other borrowings	3.24	149	149	-	-	149	-	-
Service concession financial liabilities	2.42	1,371,204	-	1,371,204	-	82,642	599,716	688,846
Lease liabilities	4.20	946,561	946,561	-	-	116,950	364,461	465,150
		2,606,291	946,710	1,371,204	288,377	488,118	964,177	1,153,996
CONSOLIDATED								
Payables:								
Accrued capital expenditure	-	28,830	-	-	28,830	-	-	-
Accrued grant expenditure	-	2,682	-	-	2,682	-	-	-
Accrued operating expenditure	-	119,864	-	-	119,864	-	-	-
Accrued salaries, wages and on-costs	-	46,552	-	-	46,552	-	-	-
Creditors	-	90,449	-	-	90,449	-	-	-
Borrowings:								
Other borrowings	3.24	149	149	-	-	149	-	-
Service concession financial liabilities	2.42	1,371,204	-	1,371,204	-	82,642	599,716	688,846
Lease liabilities	4.20	946,561	946,561	-	-	116,950	364,461	465,150
		2,606,291	946,710	1,371,204	288,377	488,118	964,177	1,153,996

The amounts disclosed are the contractual undiscounted cash flows of each class of financial liabilities based on the earliest date on which the Department can be required to pay. The tables include both interest and principal cash flows and therefore will not reconcile to the amounts in the statement of financial position.

Department of Communities and Justice
Notes to the financial statements
for the year ended 30 June 2021

26. Financial instruments (cont'd)

Maturity Analysis and interest rate exposure of financial liabilities

2020	Weighted average effective interest rate	Interest rate exposure				Maturity dates		
		Nominal Amount \$'000	Fixed Interest Rate \$'000	Variable Interest Rate \$'000	Non-Interest Bearing \$'000	< 1 year \$'000	1-5 years \$'000	> 5 years \$'000
PARENT								
Payables:								
Accrued capital expenditure	-	22,457	-	-	22,457	-	-	-
Accrued grant expenditure	-	25,454	-	-	25,454	-	-	-
Accrued operating expenditure	-	109,854	-	-	109,854	-	-	-
Accrued salaries, wages and on-costs	-	41,594	-	-	41,594	-	-	-
Creditors	-	181,459	-	-	181,459	-	-	-
Borrowings:								
Other borrowings	3.25	294	294	-	-	145	-	-
Restated service concession financial liabilities	2.42	1,440,379	-	1,440,379	-	69,176	636,256	734,947
Lease liabilities	3.35	917,410	917,410	-	-	108,459	358,409	450,542
		2,738,901	917,704	1,440,379	380,818	558,598	994,814	1,185,489
CONSOLIDATED								
Payables:								
Accrued capital expenditure	-	22,457	-	-	22,457	-	-	-
Accrued grant expenditure	-	25,454	-	-	25,454	-	-	-
Accrued operating expenditure	-	109,854	-	-	109,854	-	-	-
Accrued salaries, wages and on-costs	-	41,594	-	-	41,594	-	-	-
Creditors	-	181,459	-	-	181,459	-	-	-
Borrowings:								
Other borrowings	3.25	294	294	-	-	145	-	-
Restated service concession financial liabilities	2.42	1,440,379	-	1,440,379	-	69,176	636,256	734,947
Lease liabilities	3.35	917,410	917,410	-	-	108,459	358,409	450,542
		2,738,901	917,704	1,440,379	380,818	558,598	994,814	1,185,489

Department of Communities and Justice
Notes to the financial statements
for the year ended 30 June 2021

26. Financial instruments (cont'd)

(vii) Market Risk

Market risk is the risk that the fair value or future cash flows of a financial instrument will fluctuate because of changes in market prices. The Department's exposures to market risk are primarily through interest rate risk on the Department's borrowings. The Department has no exposure to foreign currency risk and does not enter into commodity contracts.

The effect on profit and equity due to a reasonably possible change in risk variable is outlined in the information below, for interest rate risk and other price risk. A reasonably possible change in risk variable has been determined after taking into account the economic environment in which the Department operates and the time frame for the assessment (i.e. until the end of the next annual reporting period). The sensitivity analysis is based on risk exposures in existence at the Statement of Financial Position reporting date. The analysis assumes that all other variables remain constant. The analysis is performed on the same basis as for 2020.

Interest Rate Risk

Interest rate risk is the risk that the fair value or future cash flows of a financial instrument will fluctuate because of changes in market interest rates. Exposure to interest rate risk arises primarily through the Department's interest-bearing liabilities. This risk is minimised by undertaking mainly fixed rate borrowings, primarily with NSW TCorp. The Department does not account for any fixed rate financial instruments at fair value through profit or loss or at fair value through other comprehensive income. Therefore, for these financial instruments, a change in interest rates would not affect the carrying value or interest paid/earned. A reasonably possible change of +/- 1% is used, consistent with current trends in interest rates (based on official RBA interest rate volatility over the last five years). The basis will be reviewed annually and amended where there is a structural change in the level of interest rate volatility.

The following table demonstrates the sensitivity to a reasonably possible change in interest rates:

	PARENT				CONSOLIDATED			
	2021	2021	2020	2020	2021	2021	2020	2020
	\$'000	\$'000	\$'000	\$'000	\$'000	\$'000	\$'000	\$'000
	-1%	+1%	-1%	+1%	-1%	+1%	-1%	+1%
Net result	(429)	429	(466)	466	(429)	429	(480)	480
Equity	(429)	429	(466)	466	(429)	429	(480)	480

(viii) Fair value measurement

i. Fair value compared to carrying amount

Fair value is the price that would be received to sell an asset or paid to transfer a liability in an orderly transaction between market participants at the measurement date. The fair value measurement is based on the presumption that the transaction to sell the asset or transfer the liability takes place either in the principal market for the asset or liability or in the absence of a principal market, in the most advantageous market for the asset or liability.

The Department does not hold financial assets or financial liabilities where their fair values differ from carrying amount.

ii. Fair value recognised in the Statement of Financial Position

Management assessed that cash, trade receivables, trade payables, and other current liabilities approximate their fair values, largely due to the short-term maturities of these instruments. The Department does not hold financial assets or financial liabilities that are valued at fair value using valuation techniques.

Department of Communities and Justice

Notes to the financial statements

for the year ended 30 June 2021

27. Trust Funds

The Department holds monies in trust, which represent funds belonging to parties involved in court cases, or amounts held in trust for third parties including inmates, Wards, persons in care.

The following is a summary of the transactions in the trust accounts.

(a) Ward trust fund

The Department holds money in bank trust accounts which are used for Ward persons in residential care.

	PARENT		CONSOLIDATED	
	2021	2020	2021	2020
	\$'000	\$'000	\$'000	\$'000
Cash at the beginning of the financial year	32,155	-	32,155	-
Cash transferred in from administrative restructure - 1 July 2019	-	31,840	-	31,840
Add: Receipts	476,831	425,888	476,831	425,888
Less: Expenditure	(463,357)	(425,573)	(463,357)	(425,573)
Cash balance at the end of the financial year	45,629	32,155	45,629	32,155

(b) Client funds

The Department holds monies in bank trust accounts which are used for persons in residential care.

Cash at the beginning of the financial year	55	-	55	-
Cash transferred in from administrative restructure - 1 July 2019	-	61	-	61
Add: Receipts	200	1,445	200	1,445
Less: Expenditure	(255)	(1,451)	(255)	(1,451)
Cash balance at the end of the financial year	-	55	-	55

The client funds accounts were closed during the year due to transfer of disability services.

(c) Inmates funds

The Department holds monies in trust, which represent funds belonging to inmates. Trust monies are held in public monies accounts on behalf of inmates. Interest earned is brought to account in the financial statements and used for the benefit of inmates.

Cash at the beginning of the financial year	7,611	-	7,611	-
Cash transferred in from administrative restructure - 1 July 2019	-	7,711	-	7,711
Add: Receipts	62,228	57,460	62,228	57,460
Less: Expenditure	(60,564)	(57,560)	(60,564)	(57,560)
Cash balance at the end of the financial year	9,275	7,611	9,275	7,611

Recognition and measurement

The Department performs only a custodial role in respect of these monies, and because the monies cannot be used for the achievement of the Department's own objectives, these funds are not recognised in the financial statements.

In addition to the above, the Department holds monies outside of the Public Monies Account and invests them in accordance with various Court rules and orders.

For the Supreme Court, an amount of \$173.1 million (2020: \$131.2 million) is held outside the Department's Public Monies Account for Supreme Court matters and is invested with NSW Trustee and Guardian. This amount is not included in the above figures.

For the District Court, an amount of \$19.1 million (2020: \$13.2 million) is held outside the Department's Public Monies Account for District Court matters, being invested with NSW Trustee and Guardian, and represents suitors' monies that the District Court has ordered the Registrar to invest on behalf of the parties concerned and for the sole benefit of those parties. This amount is not included in the above figures.

Department of Communities and Justice

Notes to the financial statements

for the year ended 30 June 2021

27. Trust Funds (cont'd)

Bail securities other than cash, are held by the Supreme Court, District Courts and Local Courts. *The Bail Act, 2013*, does not define security, so many things are put forward by persons as security, for example, land title documents, jewellery, motor vehicles, bills of sale, bank guarantees.

For the Land and Environment Court, an amount of \$0.1 million is held outside the Department's Public Monies Account for the Land and Environment Court matters and is invested with NSW Trustee and Guardian. This amount is not included in the above figures.

The Department is liable for the monies it holds in trust.

28. Administered Assets and Liabilities

	PARENT		CONSOLIDATED	
	2021	2020	2021	2020
	\$'000	\$'000	\$'000	\$'000
Administered Assets				
In-kind receivables - NDIA	146,849	167,510	146,849	167,510
Other receivables	19,547	15,317	19,547	15,317
Less:				
Allowance for impairment	(3,731)	(2,728)	(3,731)	(2,728)
Total administered assets	162,665	180,099	162,665	180,099

The Department has \$Nil administered liabilities as at 30 June 2021 (2020: \$Nil).

29. Victims Support Fund

The Victims Support Fund (previously named the Victims Compensation Fund) was constituted with an effective date of 1 February 1990, for the purpose of compensating victims for injuries resulting from acts of violence, witnesses to such acts, close relatives of deceased victims and to law enforcement victims. The affairs of the Victims Support Fund are managed by the Secretary, Department of Communities and Justice. The Victims Support Fund focuses on the immediate and ongoing support and treatment of victims with minimal reliance on lump sum payments. It provides support to victims of crime when they need it most and addresses support holistically.

Under the Victims Support Fund, clients are generally able to claim for various types of practical and financial support for a period of 2 to 10 years (with some exceptions). The Victims Support Fund is focused on building a package of care which may include some or all of the following:

1. Counselling
2. Financial assistance for immediate needs up to \$5,000
3. Financial assistance for economic loss up to \$30,000
4. Recognition payment based on the nature of the offence.

All transactions relating to victims support, as reflected in these financial statements, flow through the Victims Support Fund.

Collections payable to the Fund include:

- Restitution payments by offenders
- Monies collected under the *Confiscation of Proceeds of Crime Act, 1989*
- Monies required to be credited to the Fund under the *Criminal Assets Recovery Act 1990*
- Victims' support levies collected under section 106 of the *Victims Rights and Support Act 2013* by the Supreme Court, Drug, Local and Children's Courts, Land and Environment Court and the Industrial Relations Commission.

Further details on the Victims Support Scheme is provided in Note 19 and Note 23.

Department of Communities and Justice

Notes to the financial statements

for the year ended 30 June 2021

30. Related party disclosures

The Department's key management personnel compensation is as follows:

	PARENT		CONSOLIDATED	
	2021	2020	2021	2020
	\$'000	Restated \$'000	\$'000	Restated \$'000
Short-term employee benefits:	3,187	3,372	3,187	3,372
Other long-term employee benefits	112	179	112	179
Post-employment benefits	292	309	292	309
Termination benefits	-	-	-	-
Total remuneration	3,591	3,860	3,591	3,860

The Department did not enter into any transactions with key management personnel, their close family members and controlled or jointly controlled entities thereof.

During the year, the Department entered into transactions with other entities that are controlled/jointly controlled/significantly influenced by the NSW Government. These transactions in aggregate are a significant portion of the Department's rendering of services and receiving of services.

These transactions include:

- Long Service Leave and Defined Benefit Superannuation assumed by the Crown
- Appropriations (and subsequent adjustments to appropriations)
- Transactions relating to the Treasury Banking System
- Employer contributions paid to Defined Benefit Superannuation funds
- Receipts from the provision of personnel and related services to Stronger Communities cluster agencies
- Grants paid to Stronger Communities cluster agencies
- Payments into the Treasury Managed Fund for workers' compensation insurance and other insurances
- Natural disaster relief claims paid to government sector agencies (applicable to 2019-20 only, this function was transferred to Resilience NSW in May 2020).

The Department did not have any related party transactions with the Cluster portfolio Ministers during the financial year.

Department of Communities and Justice
Notes to the financial statements
for the year ended 30 June 2021

31. COVID-19 disclosures

The COVID-19 global pandemic developed rapidly in 2020 and had major impact on individuals, businesses and the government sector. The primary area of heightened risk from COVID-19 is to the Department's workforce, in both public-facing and office based roles. As a result, significant focus has been placed on managing work health and safety risks, physical, mental and social. Most office-based staff were moved to working from home arrangements since March 2020. Frontline staff have also been provided with guidance in relation to hygiene, travel, illness prevention, and flexible working arrangements where possible. The Department continues to support the health and safety of its staff.

Measures taken to contain the pandemic have affected NSW's economy and the Department's activities in various ways. Whilst it is difficult to quantify the financial impact of COVID-19 the Department has identified where possible, the impact of COVID-19 on its revenue, expenditure, assets and liabilities:

COVID-19 IMPACT ON STATEMENT OF COMPREHENSIVE INCOME

	Notes	PARENT		CONSOLIDATED	
		2021 \$'000	2020 \$'000	2021 \$'000	2020 \$'000
Expenses excluding losses					
Employee related expenses	2(a)	30,266	7,355	30,266	7,355
Operating expenses	2(b)	46,261	19,650	46,261	19,650
Grants and subsidies	2(d)	320,480	183,544	320,480	183,544
Total expenses excluding losses		397,007	210,549	397,007	210,549
Revenue					
Appropriation and transfers to Crown	3(a)	428,061	193,675	428,061	193,675
Sale of goods and services from contracts with customers	3(b)	1	-	1	-
Grants and other contributions	3(e)	11,068	13,004	11,068	13,004
Total revenue		439,130	206,679	439,130	206,679
Operating result		42,123	(3,870)	42,123	(3,870)
Other losses	5	(44,761)	(34,747)	(44,761)	(34,747)
Net result from continuing operations		(2,638)	(38,617)	(2,638)	(38,617)

COVID-19 IMPACT ON STATEMENT OF FINANCIAL POSITION

		2021 \$'000	2020 \$'000	2021 \$'000	2020 \$'000
Non-Current Assets					
Property, plant and equipment	12				
Land and buildings		17,928	6,886	17,928	6,886
Plant and equipment		28,315	361	28,315	361
Total property, plant and equipment		46,243	7,247	46,243	7,247
Intangible assets	14	12,000	-	12,000	-
Right-of-use assets - Accumulated Impairment Loss	13	(80,017)	(34,747)	(80,017)	(34,747)
Total Non-Current Assets		(21,774)	(27,500)	(21,774)	(27,500)
Total Assets		(21,774)	(27,500)	(21,774)	(27,500)
LIABILITIES					
Current Liabilities					
Payables	17	3,299	5,373	3,299	5,373
Total Current Liabilities		3,299	5,373	3,299	5,373
Net Assets		(25,073)	(32,873)	(25,073)	(32,873)

Department of Communities and Justice

Notes to the financial statements

for the year ended 30 June 2021

31. COVID-19 disclosures (cont'd)

The net results and operations of the Department at 30 June 2021, has not been significantly impacted by COVID-19, mainly due to receipt of COVID-19 stimulus funding.

The judgements, key assumptions and estimations applied to the financial statements as listed below, have not been impacted by COVID-19, other than as described in detail in Note 13 in relation to the impairment losses for right of use assets.

- Expected Credit Loss allowance (Note 10): There is no additional allowances for expected credit losses due to COVID-19 at 30 June 2021, as collections were not impacted.
- Inventories (Note 11): There is no additional write down to net realisable value for inventories due to COVID-19 at 30 June 2021.
- Property, Plant and Equipment and Fair value measurement of non-financial assets (Note 12 and 13): Nil impact to fair value of property, plant and equipment, mainly due to conditions and useful life of long lived revalued assets or depreciated assets are unlikely to change due to the pandemic. The Department does not have assets measured at fair value using the income-based approach that would be impacted by the pandemic.
- Payables, borrowings, provisions and other liabilities (Note 17 - 20): There is no material impact, other than those in the normal course of business.

32. Events after the reporting period

The Department is not aware of any events since balance date that would materially affect the disclosures outlined in these financial statements.

End of audited financial statements

1.2 JOHN WILLIAMS MEMORIAL CHARITABLE TRUST

Financial statements for the year ended 30 June 2021

Independent auditors report	122
Statement by the Accountable Authority	124
Primary financial statements	
Statement of Comprehensive Income	125
Statement of Financial Position	126
Statement of Changes in Equity	127
Statement of Cash Flows	128
Notes to the financial statements	
1 Summary of Significant Accounting Policies	129
2 Operating expenses	132
3 Depreciation	132
4 Revenue	132
5 Cash and Cash Equivalents	133
6 Property, plant and equipment	134
7 Fair value measurement of non-financial assets	136
8 Contingent Liabilities and Contingent Assets	138
9 Reconciliation of Cash Flows from Operating Activities to Net Result	139
10 Commitments	139
11 Financial instruments	139
12 Related party disclosures	141
13 COVID-19 disclosures	141
14 Events after the reporting period	141



INDEPENDENT AUDITOR'S REPORT

John Williams Memorial Charitable Trust

To Members of the New South Wales Parliament

Opinion

I have audited the accompanying financial statements of the John Williams Memorial Charitable Trust (the Trust), which comprise the Statement by the Accountable Authority, the Statement of Comprehensive Income for the year ended 30 June 2021, the Statement of Financial Position as at 30 June 2021, the Statement of Changes in Equity and the Statement of Cash Flows, for the year then ended, notes comprising a Statement of Significant Accounting Policies, and other explanatory information.

In my opinion, the financial statements:

- have been prepared in accordance with Australian Accounting Standards and the applicable financial reporting requirements of the *Government Sector Finance Act 2018* (GSF Act), the *Government Sector Finance Regulation 2018* (GSF Regulation) and the Treasurer's Directions
- present fairly the Trust's financial position, financial performance and cash flows.

My opinion should be read in conjunction with the rest of this report.

Basis for Opinion

I conducted my audit in accordance with Australian Auditing Standards. My responsibilities under the standards are described in the 'Auditor's Responsibilities for the Audit of the Financial Statements' section of my report.

I am independent of the Trust in accordance with the requirements of the:

- Australian Auditing Standards
- Accounting Professional and Ethical Standards Board's APES 110 'Code of Ethics for Professional Accountants (including Independence Standards)' (APES 110).

I have fulfilled my other ethical responsibilities in accordance with APES 110.

Parliament promotes independence by ensuring the Auditor-General and the Audit Office of New South Wales are not compromised in their roles by:

- providing that only Parliament, and not the executive government, can remove an Auditor-General
- mandating the Auditor-General as auditor of public sector agencies
- precluding the Auditor-General from providing non-audit services.

I believe the audit evidence I have obtained is sufficient and appropriate to provide a basis for my audit opinion.

The Secretary's Responsibilities for the Financial Statements

The Secretary of the Department of Communities and Justice is responsible for the preparation and fair presentation of the financial statements in accordance with Australian Accounting Standards, the GSF Act, GSF Regulations and Treasurer's Directions. The Secretary's responsibility also includes such internal control as the Secretary determines is necessary to enable the preparation and fair presentation of the financial statements that are free from material misstatement, whether due to fraud or error.

In preparing the financial statements, the Secretary is responsible for assessing the Trust's ability to continue as a going concern, disclosing as applicable, matters related to going concern and using the going concern basis of accounting.

Auditor's Responsibilities for the Audit of the Financial Statements

My objectives are to:

- obtain reasonable assurance about whether the financial statements as a whole are free from material misstatement, whether due to fraud or error
- issue an Independent Auditor's Report including my opinion.

Reasonable assurance is a high level of assurance, but does not guarantee an audit conducted in accordance with Australian Auditing Standards will always detect material misstatements. Misstatements can arise from fraud or error. Misstatements are considered material if, individually or in aggregate, they could reasonably be expected to influence the economic decisions users take based on the financial statements.

A description of my responsibilities for the audit of the financial statements is located at the Auditing and Assurance Standards Board website at: www.auasb.gov.au/auditors_responsibilities/ar4.pdf. The description forms part of my auditor's report.

The scope of my audit does not include, nor provide assurance:

- that the Trust carried out its activities effectively, efficiently and economically
- about the security and controls over the electronic publication of the audited financial statements on any website where they may be presented
- about any other information which may have been hyperlinked to/from the financial statements.



Chris Harper
Director, Financial Audit

Delegate of the Auditor General for New South Wales

19 October 2021
SYDNEY

JOHN WILLIAMS MEMORIAL CHARITABLE TRUST


Statement by the Accountable Authority

Pursuant to Division 7.6(4) of the *Government Sector Finance Act 2018* (the Act), we state that these financial statements:

- have been prepared in accordance with the Australian Accounting Standards and the applicable requirements of the Act, the *Government Sector Finance Regulation 2018* and the Treasurer's directions, and
- present fairly John Williams Memorial Charitable Trust's financial position, financial performance and cash flows.



Catherine D'Elia
Acting Secretary
18 October 2021



Elizabeth Stratford
Chief Financial Officer
18 October 2021

John Williams Memorial Charitable Trust
STATEMENT OF COMPREHENSIVE INCOME
 For the year ended 30 June 2021

	Notes	Actual 2021 \$'000	Actual 2020 \$'000
Expenses excluding losses			
Operating expenses	2	162	154
Depreciation	3	140	130
Total expenses excluding losses		302	284
Revenue			
Investment revenue	4(b)	2	10
Rent income	4(c)	102	46
Total revenue		104	56
Net result		(198)	(228)
Total other comprehensive income	6(a)	690	405
TOTAL COMPREHENSIVE INCOME		492	177

The accompanying notes form part of these financial statements.

John Williams Memorial Charitable Trust**STATEMENT OF FINANCIAL POSITION**

As at 30 June 2021

	Notes	Actual 2021 \$'000	Actual 2020 \$'000
ASSETS			
Current assets			
Cash and cash equivalents	5	1,323	1,381
Total current assets		1,323	1,381
Non-current assets			
Property, plant and equipment			
- Land and buildings	6	10,250	9,700
Total property, plant and equipment		10,250	9,700
Total non-current assets		10,250	9,700
Total assets		11,573	11,081
LIABILITIES			
Current liabilities			
Accrued expense		-	-
Total current liabilities		-	-
Total liabilities		-	-
Net assets		11,573	11,081
EQUITY			
Reserves		1,513	823
Accumulated funds		10,060	10,258
Total equity		11,573	11,081

The accompanying notes form part of these financial statements.

John Williams Memorial Charitable Trust
STATEMENT OF CHANGES IN EQUITY
 For the year ended 30 June 2021

	Notes	Accumulated Funds \$'000	Asset Revaluation Surplus \$'000	Total Equity \$'000
Balance at 1 July 2020		10,258	823	11,081
Net result for the year		(198)	-	(198)
Total other comprehensive income	6(a)	-	690	690
Total comprehensive income for the year		(198)	690	492
Balance at 30 June 2021		10,060	1,513	11,573

	Notes	Accumulated Funds \$'000	Asset Revaluation Surplus \$'000	Total Equity \$'000
Balance at 1 July 2019		10,486	418	10,904
Net result for the year		(228)	-	(228)
Total other comprehensive income	6(a)	-	405	405
Total comprehensive income for the year		(228)	405	177
Balance at 30 June 2020		10,258	823	11,081

The accompanying notes form part of these financial statements.

John Williams Memorial Charitable Trust**STATEMENT OF CASH FLOWS**

For the year ended 30 June 2021

	Notes	Actual 2021 \$'000	Actual 2020 \$'000
Cash flows from operating activities			
Payments			
Other		(162)	(154)
Total payments		(162)	(154)
Receipts			
Interest received		2	10
Rent income		102	46
Total receipts		104	56
Net cash flows used in operating activities	9	(58)	(98)
Net increase / (decrease) in cash and cash equivalents		(58)	(98)
Opening cash and cash equivalents		1,381	1,479
Closing cash and cash equivalents	5	1,323	1,381

The accompanying notes form part of these financial statements.

John Williams Memorial Charitable Trust**NOTES TO THE FINANCIAL STATEMENTS**

For the year ended 30 June 2021

1. Summary of Significant Accounting Policies**a. Reporting entity**

The Crown in the right of the State of NSW is the trustee of the John Williams Memorial Charitable Trust (the Trust). In 2005, the Director-General of the Department of Ageing, Disability and Home Care now known as the Department of Communities and Justice (DCJ), determined Ageing, Disability and Home Care (ADHC), as an emanation of the Crown, was authorised to administer the Trust. Effective from 1 July 2009, the Secretary, formerly known as the Director-General of the Department of Human Services (DHS), became administrator of the Trust, as a result of the *Public Sector Employment and Management (Departmental Amalgamations) Order 2009*. In December 2010, pursuant to S12 of the *Charitable Trusts Act 1993*, the administration of the Trust was transferred from the Secretary, formerly known as Director General of DHS, to the Deputy Secretary of ADHC.

Effective from 3 April 2011, DHS changed its name to the Department of Family and Community Services (FACS) as a result of the *Public Sector Employment and Management (Departments) Order 2011*. In the absence of the Deputy Secretary of ADHC, the administration of the Trust was reverted to the Secretary of FACS.

Subsequently, effective from 1 July 2019:

- FACS was abolished
- The persons employed in the FACS were transferred to the Department of Communities and Justice (DCJ)
- The administration of the Trust was reverted from the Secretary of FACS to the Secretary of DCJ

as a result of the *Administrative Arrangements (Administrative Changes – Public Service Agencies) Order 2019*.

The purpose of the Trust is to provide respite care and accommodation for children with disabilities. The Trust accomplishes this purpose by providing properties to be used for this purpose by children with a disability.

The Trust is a not-for-profit entity (as profit is not its principal objective) and it has no cash generating units. The reporting entity is consolidated as part of the DCJ financial statements and the NSW Total State Sector Financial Statements.

These financial statements for the year ended 30 June 2021 have been authorised for issue by the Secretary, Department of Communities and Justice, on 18 October 2021.

b. Basis of preparation

The Trust's financial statements are general purpose financial statements which have been prepared on an accrual basis and in accordance with:

- applicable Australian Accounting Standards (including Australian Accounting Interpretations);
- the requirements of the *Government Sector Finance Act 2018* (the GSF Act); and
- Treasurer's Directions issued under the GSF Act.

The Trust's financial statements have been prepared on a going concern basis.

Property, plant and equipment and financial assets at 'fair value through profit and loss' are measured at fair value. Other financial statement items are prepared in accordance with the historical cost convention.

Judgements, key assumptions and estimations management has made are disclosed in the relevant notes to the financial statements.

Refer to Note 13 for any significant judgements or management assumptions used which may be impacted by the COVID-19 global pandemic.

All amounts are rounded to the nearest one thousand dollars and are expressed in Australian Currency.

c. Statement of Compliance

The financial statements and notes comply with Australian Accounting Standards, which include Australian Accounting Interpretations.

John Williams Memorial Charitable Trust
NOTES TO THE FINANCIAL STATEMENTS
For the year ended 30 June 2021

1. Summary of Significant Accounting Policies (continued)

d. Equity and reserves

i. Revaluation surplus

The revaluation surplus is used to record increments and decrements on the revaluation of non-current assets. This accords with the Trust's policy on the revaluation of property, plant and equipment as discussed in Note 6.

ii. Accumulated funds

The category "accumulated funds" includes all current and prior period retained funds.

e. Comparative information

Except when an Australian Accounting Standard permits or requires otherwise, comparative information is presented in respect of the previous period for all amounts reported in the financial statements.

f. Changes in accounting policy, including new or revised Australian Accounting Standards

i. Effective for the first time in 2020-21

The Trust applied AASB 1059 *Service Concession Arrangements: Grantors* (AASB 1059) for the first time. The nature and effect of the changes as a result of adoption of this new accounting standard have no impact to the financial statements as the Trust does not have any service concession arrangement that meets the recognition criteria of AASB 1059.

Several other amendments and interpretations apply for the first time in FY2020-21, but do not have an impact on the financial statements of the Trust.

AASB 1059 *Service Concession Arrangements: Grantors*

AASB 1059 is effective for the Trust from 1 July 2020. At the same time NSW Treasury Policy and Guideline Paper TPP 06-8: *Accounting for Privately Financed Projects* (TPP 06-8) was withdrawn effective from 1 July 2020.

Service Concession Arrangements are contracts between an operator and a grantor, where the operator provides public services related to a service concession asset on behalf of the grantor for a specified period of time and manages at least some of those services.

Where AASB 1059 applies, the grantor recognises the service concession asset when the grantor obtains control of the asset and measures the service concession asset at current replacement cost. At the same time the grantor recognises a corresponding financial liability or unearned revenue liability or a combination of both.

The Trust has not acted as a public sector entity grantor and hence the adoption of AASB 1059, did not have any impact on these financial statements.

John Williams Memorial Charitable Trust**NOTES TO THE FINANCIAL STATEMENTS**

For the year ended 30 June 2021

1. Summary of Significant Accounting Policies (continued)**ii. Issued but not yet effective**

NSW public sector entities are not permitted to early adopt new Australian Accounting Standards unless Treasury determines otherwise.

The following new Accounting Standards have not been applied and are not yet effective as per NSW Treasury Circular NSW TC 20/08.

- *AASB 2020-1 Amendments to Australian Accounting Standards – Classification of Liabilities as Current or Non-current*
- *AASB 2020-6 Amendments to Australian Accounting Standards – Classification of Liabilities as Current or Non-current – Deferral of Effective Date*

The Trust has assessed the impact of the new standards and interpretations on issue but not yet effective where relevant and considers the impact to be not material.

John Williams Memorial Charitable Trust
NOTES TO THE FINANCIAL STATEMENTS
For the year ended 30 June 2021

2. Operating expenses

	2021	2020
	\$'000	\$'000
Auditors remuneration - audit of financial statements	17	8
Maintenance expense	145	146
	162	154

Recognition and Measurement

Maintenance

Day-to-day servicing costs or maintenance are charged as expenses as incurred, except where they relate to the replacement of a part or component of an asset, in which case the costs are capitalised and depreciated.

3. Depreciation

	2021	2020
	\$'000	\$'000
Buildings	140	130
	140	130

4. Revenue

a. Statement of Compliance and Deemed appropriations

Section 4.7 of the *Government Sector Finance Act 2018* (NSW) (GSF) states deemed appropriation money is government money that a GSF agency receives or recovers (including from the Commonwealth or another entity) of a kind prescribed by the regulations that-

- (a) forms part of the Consolidated Fund, and
- (b) is not appropriated under the authority of an Act.

	2021	2020
	\$'000	\$'000
Movement of Section 4.7 GSF Act - Deemed Appropriations:		
Cluster Grants	-	-
Total spending authority from parliamentary appropriations, other than deemed appropriations	0	0
Deemed appropriations balance brought forward from prior years	1,381	1,479
Deemed appropriations earned during the year	104	56
Total spending authority from parliamentary appropriations	1,485	1,535
Less: Expenditure charged against deemed appropriations	(162)	(154)
Variance	1,323	1,381
Less: Spending authority from appropriations lapsed at 30 June	-	-
Deemed appropriations balance carried forward to following years	1,323	1,381

b. Investment revenue

	2021	2020
	\$'000	\$'000
Interest received on bank account	2	10
	2	10

The Trust's banker pays interest on the aggregate net credit daily balance of the bank account. The interest rate is varied by the bank in line with money market rate movements and is credited to the individual account on a monthly basis.

Recognition and Measurement

Investment revenue

Interest revenue is recognised using the effective interest rate to the gross carrying amount of a financial asset except for financial assets that subsequently become credit-impaired. For financial assets that become credit-impaired the effective interest rate is applied to the amortised cost of the financial assets.

John Williams Memorial Charitable Trust
NOTES TO THE FINANCIAL STATEMENTS
For the year ended 30 June 2021

4. Revenue (Continued)

c. Rent income

	2021	2020
	\$'000	\$'000
Rent income	102	46
	102	46

Recognition and Measurement

Rent Income

Rent is recognised as revenue on a straight-line basis over the term of the lease and in accordance with AASB 16 *Leases*.

5. Cash and Cash Equivalents

	2021	2020
	\$'000	\$'000
Cash at bank	1,323	1,381
	1,323	1,381

For the purposes of the Statement of Cash Flows, cash and cash equivalents include cash at bank, cash on hand, short-term deposits with original maturities of three month or less or is subject to an insignificant risk of changes in value and bank overdraft.

Cash and cash equivalent assets recognised in the Statement of Financial Position are reconciled at the end of the financial year to the Statement of Cash Flows as follows:

	2021	2020
	\$'000	\$'000
Cash and cash equivalents (per Statement of Financial Position)	1,323	1,381
Closing cash and cash equivalents (per Statement of Cash Flows)	1,323	1,381

Refer to Note 11 for details regarding credit risk, liquidity risk and market risk arising from financial instruments.

John Williams Memorial Charitable Trust
NOTES TO THE FINANCIAL STATEMENTS
For the year ended 30 June 2021

6. Property, plant, and equipment
a. Total property, plant, and equipment

	Land and Buildings \$'000	Total \$'000
At 1 July 2020 - At fair value		
Gross carrying amount	10,503	10,503
Accumulated depreciation and impairment	(803)	(803)
Net carrying amount	<u>9,700</u>	<u>9,700</u>
At 30 June 2021 - fair value		
Gross carrying amount	11,058	11,058
Accumulated depreciation and impairment	(808)	(808)
Net carrying amount	<u>10,250</u>	<u>10,250</u>

Reconciliation

A reconciliation of the carrying amount of each class of property, plant and equipment at the beginning and end of the current reporting period is set out below:

	Land and Buildings \$'000	Total \$'000
Year ended 30 June 2021		
Net carrying amount at the beginning of the year	9,700	9,700
Net change in revaluation surplus of property, plant and equipment	690	690
Depreciation expense	(140)	(140)
Net carrying amount at end of year	<u>10,250</u>	<u>10,250</u>

All of the above land and buildings are under operating leases where the Trust is the lessor.

	Land and Buildings \$'000	Total \$'000
At 1 July 2019 – fair value		
Gross carrying amount	10,125	10,125
Accumulated depreciation and impairment	(700)	(700)
Net carrying amount	<u>9,425</u>	<u>9,425</u>
At 30 June 2020 – fair value		
Gross carrying amount	10,503	10,503
Accumulated depreciation and impairment	(803)	(803)
Net carrying amount	<u>9,700</u>	<u>9,700</u>

Reconciliation

A reconciliation of the carrying amount of each class of property, plant and equipment at the beginning and end of the reporting period is set out below:

	Land and Buildings \$'000	Total \$'000
Year ended 30 June 2020		
Net carrying amount at the beginning of the year	9,425	9,425
Net change in revaluation surplus of property, plant and equipment	405	405
Depreciation expense	(130)	(130)
Net carrying amount at end of year	<u>9,700</u>	<u>9,700</u>

John Williams Memorial Charitable Trust

NOTES TO THE FINANCIAL STATEMENTS

For the year ended 30 June 2021

6. Property, plant, and equipment (Continued)

b. Property, plant, and equipment held and used by the entity

There are Nil property, plant and equipment held and used by the entity.

c. Property, plant and equipment where entity is lessor under operating leases

All property, plant and equipment included in Note 6(a) above, are under operating leases where the Trust is the lessor.

Recognition and Measurement

Acquisition of assets

Assets acquired are initially recognised at cost. Cost is the amount of cash or cash equivalents paid or the fair value of the other consideration given to acquire the asset at the time of its acquisition or construction or, where applicable, the amount attributed to that asset when initially recognised in accordance with the requirements of other Australian Accounting Standards.

Assets acquired at no cost, or for nominal consideration, are initially recognised at their fair value at the date of acquisition.

Fair value is the price that would be received to sell an asset in an orderly transaction between market participants at measurement date.

Where payment for an asset is deferred beyond normal credit terms, its cost is the cash price equivalent. The deferred payment amount is effectively discounted over the period of credit.

Capitalisation thresholds

Property, plant and equipment costing \$5,000 and above individually (or forming part of a network costing more than \$5,000) are capitalised.

Revaluation of property, plant and equipment

Physical non-current assets are valued in accordance with the 'Valuation of Physical Non-Current Assets at Fair Value' Policy and Guidelines Paper (TPP 14-01). This policy adopts fair value in accordance with AASB 13 *Fair Value Measurement* and AASB 116 *Property, Plant and Equipment*.

Property, plant and equipment is measured at the highest and best use by market participants that is physically possible, legally permissible and financially feasible. The highest and best use must be available at a period that is not remote and take into account the characteristics of the asset being measured, including any socio-political restrictions imposed by government. In most cases, after taking into account these considerations, the highest and best use is the existing use. In limited circumstances, the highest and best use may be a feasible alternative use, where there are no restrictions on use or where there is a feasible higher restricted alternative use.

Fair value of property, plant and equipment is based on a market participants' perspective, using valuation techniques (market approach, cost approach, income approach) that maximise relevant observable inputs and minimise unobservable inputs. Also refer to Note 7 for further information regarding fair value.

Revaluations are made with sufficient regularity to ensure the carrying amount of each asset in the class does not differ materially from its fair value at reporting date. The Trust conducts a comprehensive revaluation at least every three years for its land and buildings. A comprehensive revaluation of the Trust's land and building was completed as at 31 March 2021 by a qualified independent valuer.

Interim revaluations are conducted between comprehensive revaluations where cumulative changes to indicators suggest fair value may differ materially from carrying value.

The effect on valuation of the land and building assets due to the outbreak of COVID-19 is discussed in Note 13.

Non-specialised assets with short useful lives are measured at depreciated historical cost, as a surrogate for fair value.

When revaluing non-current assets using the cost approach, the gross amount and the related accumulated depreciation are separately restated.

John Williams Memorial Charitable Trust

NOTES TO THE FINANCIAL STATEMENTS

For the year ended 30 June 2021

6. Property, plant and equipment (Continued)

For other assets valued using other valuation techniques, any balances of accumulated depreciation at the revaluation date in respect of those assets are credited to the asset accounts to which they relate. The net asset accounts are then increased or decreased by the revaluation increments or decrements.

Revaluation increments are credited directly to revaluation surplus, except that, to the extent that an increment reverses a revaluation decrement in respect of that class of asset previously recognised as an expense in the net result, the increment is recognised immediately as revenue in the net result.

Revaluation decrements are recognised immediately as expenses in the net result, except that, to the extent that a credit balance exists in the revaluation surplus in respect of the same class of assets, they are debited directly to the revaluation surplus.

As a not-for-profit entity, revaluation increments and decrements are offset against one another within a class of non-current assets, but not otherwise.

Where an asset that has previously been revalued is disposed of, any balance remaining in the asset revaluation reserve in respect of that asset is transferred to accumulated funds.

Impairment of property, plant and equipment

As a not-for-profit entity with no cash generating units, impairment under AASB 136 *Impairment of Assets* is unlikely to arise. As property, plant and equipment is carried at fair value, impairment can only arise in the rare circumstances where the costs of disposal are material. As a not-for-profit entity, an impairment loss is recognised in net result to the extent the impairment loss exceeds the amount in the revaluation surplus for the class of asset.

Depreciation of property, plant and equipment

Depreciation is provided for on a straight-line basis for all depreciable assets so as to write off the depreciable amount of each asset as it is consumed over its useful life to the Trust.

All material identifiable components of assets are depreciated separately over their useful lives.

Land is not a depreciable asset.

The useful life used for 2020-21 and the previous year by asset category is:

	Years
Buildings	40

Major inspection costs

When each major inspection is performed, the labour cost of performing major inspections for faults is recognised in the carrying amount of an asset as a replacement of a part, if the recognition criteria are satisfied. In all other circumstances, the labour costs are expensed.

7. Fair value measurement of non-financial assets

a. Fair value hierarchy

	Level 1 \$'000	Level 2 \$'000	Level 3 \$'000	Total \$'000
2021				
Property, plant, and equipment				
Land and buildings	-	5,423	4,827	10,250
	-	5,423	4,827	10,250
2020				
Property, plant and equipment				
Land and buildings	-	5,127	4,573	9,700
	-	5,127	4,573	9,700

John Williams Memorial Charitable Trust

NOTES TO THE FINANCIAL STATEMENTS

For the year ended 30 June 2021

7. Fair value measurement of non-financial assets (Continued)

b. Valuation techniques, inputs and processes

The Trust's land and building assets were revalued as at 31 March 2021 by comprehensive revaluation provided by an external valuer.

Level	Asset class	Valuation technique	Inputs	Processes
2	Land - homes - with minor modification	Market approach	Observable inputs - recent sales considering matters such as zoning, location, topography, aspect, frontage, size, shape, date of valuation and current market sentiment	Direct comparison approach against recent sales considering matters such as zoning, location, topography, aspect, frontage, size, shape, date of valuation and current market sentiment
3	Land - with purpose built or significantly modified buildings	Market approach	Observable inputs - recent sales in the residential property market considering matters such as zoning, location, topography, aspect, frontage, size, shape, date of valuation and current market sentiment.	Direct comparison approach against recent sales considering matters such as zoning, location, topography, aspect, frontage, size, shape, date of valuation and current market sentiment.
2	Buildings - homes with minor modification	Market approach	Observable inputs - recent sales of comparable properties with adjustment for condition, location, comparability etc.	Visual inspection of the properties and assessment against recent sales of comparable properties with adjustment for condition, location, comparability etc.
3	Buildings - purpose built or significantly modified homes	Cost approach using costs incurred in the construction of purpose built or significantly modified properties	Observable inputs - actual construction costs are used for these purpose built and significantly modified buildings located on residential land. Unobservable inputs – the highly modified and costly nature of the buildings positioned on residential land and utilised for mandated services	Actual construction costs are checked against Rawlinson's Construction Handbook 2021

John Williams Memorial Charitable Trust**NOTES TO THE FINANCIAL STATEMENTS**

For the year ended 30 June 2021

7. Fair value measurement of non-financial assets (Continued)**c. Reconciliation of recurring Level 3 fair value measurements**

	Land and Buildings \$'000	Total \$'000
2021		
Fair value as at 1 July 2020	4,573	4,573
Revaluation increments recognised in other comprehensive income	318	318
Depreciation	(64)	(64)
Fair value as at 30 June 2021	<u>4,827</u>	<u>4,827</u>
2020		
Fair value as at 1 July 2019	4,450	4,450
Revaluation decrements recognised in other comprehensive income	185	185
Depreciation	(62)	(62)
Fair value as at 30 June 2020	<u>4,573</u>	<u>4,573</u>

Recognition and Measurement**Fair value measurement and hierarchy**

Fair value is the price that would be received to sell an asset or paid to transfer a liability in an orderly transaction between market participants at the measurement date. The fair value measurement is based on the presumption that the transaction to sell the asset or transfer the liability takes place either in the principal market for the asset or liability or in the absence of a principal market, in the most advantageous market for the asset or liability.

- Level 1 - quoted prices in active markets for identical assets / liabilities that the entity can access at the measurement date.
- Level 2 – inputs other than quoted prices included within Level 1 that are observable, either directly or indirectly.
- Level 3 – inputs that are not based on observable market data (unobservable inputs).

The Trust recognises transfers between levels of the fair value hierarchy at the end of the reporting period during which the change has occurred.

8. Contingent Liabilities and Contingent Assets

The Trust has no contingent liabilities and contingent assets at 30 June 2021 (2020: \$Nil).

John Williams Memorial Charitable Trust**NOTES TO THE FINANCIAL STATEMENTS**

For the year ended 30 June 2021

9. Reconciliation of Cash Flows from Operating Activities to Net Result

	2021 \$'000	2020 \$'000
Net cash used in operating activities	(58)	(98)
Other Operating Expenses	-	-
Depreciation	(140)	(130)
Net result for the year	(198)	(228)

10. Commitments**Capital commitments**

The Trust has no capital expenditure commitments as at 30 June 2021 (2020: \$Nil).

11. Financial instruments

The Trust's principal financial instruments are outlined below. These financial instruments arise directly from the Trust's operations or are required to finance the Trust's operations. The Trust does not enter into or trade financial instruments, including derivative financial instruments, for speculative purposes.

The Trust's main risks arising from financial instruments are outlined below, together with the Trust's objectives, policies and processes for measuring and managing risk. Further quantitative and qualitative disclosures are included throughout these financial statements.

The Secretary of Department of Communities and Justice has responsibility for the establishment and oversight of risk management and reviews and agrees policies for managing each of these risks.

a. Financial instrument categories**i. As at 30 June 2021**

Financial Assets	Note	Category	Carrying Amount 2021 \$'000
Class:			
Cash and cash equivalents	5	N/A	1,323

ii. As at 30 June 2020

Financial Assets	Note	Category	Carrying Amount 2020 \$'000
Class:			
Cash and cash equivalents	5	N/A	1,381

b. Credit risk

Credit risk arises when there is the possibility that the counterparty will default on their contractual obligations, resulting in a financial loss to the Trust. The maximum exposure to credit risk is generally represented by the carrying amount of the financial assets (net of any allowance for impairment).

Credit risk arises from the financial assets of the Trust, including cash. No collateral is held by the Trust. The Trust has not granted any financial guarantees. Credit risk associated with the Trust's financial assets, is managed through the selection of counterparties and establishment of minimum credit rating standards.

John Williams Memorial Charitable Trust**NOTES TO THE FINANCIAL STATEMENTS**

For the year ended 30 June 2021

11. Financial instruments (Continued)**Cash**

Cash comprises cash on hand and bank balances with Westpac Bank. Interest was earned on daily bank balances at the monthly average TCorp 11am unofficial cash rate, adjusted for a management fee to NSW Treasury.

The Trust is not materially exposed to concentrations of credit risk to a single trade debtor or group of debtors.

The Trust has no debtors as at 30 June 2021 (2020: \$Nil).

c. Liquidity risk

Liquidity risk is the risk that the Trust will be unable to meet its payment obligations when they fall due. The Trust continuously manages risk through monitoring future cash flows and maturities planning to ensure adequate holding of high-quality liquid assets. The objective is to maintain continuity of funding.

No assets have been pledged as collateral. The Trust's exposure to liquidity risk is deemed insignificant based on prior periods' data and current assessment of risk.

The Trust has no liabilities as at 30 June 2021 (2020: \$Nil).

d. Market risk

Market risk is the risk that the fair value or future cash flows of a financial instrument will fluctuate because of changes in market prices. The Trust's exposure to market risk is primarily through interest rate risk on the Trust's cash balances. The Trust has no exposure to foreign currency risk and does not enter into commodity contracts.

The effect on profit and equity due to a reasonably possible change in risk variable is outlined in the information below, for interest rate risk and other price risk. A reasonably possible change in risk variable has been determined after taking into account the economic environment in which the Trust operates and the time frame for the assessment (i.e. until the end of the next annual reporting period). The sensitivity analysis is based on risk exposures in existence at the Statement of Financial Position date. The analysis is performed on the same basis for 2021. The analysis assumes that all other variables remain constant.

e. Interest rate risk

Interest rate risk is the risk that the value of financial instruments will fluctuate due to changes in market interest rates. A reasonably possible change of +/- 1% is used, consistent with current trends in interest rates (based on official RBA interest rate volatility over the last five years). The basis will be reviewed annually and amended where there is a structural change in the level of interest rate volatility. The Trust's exposure to interest rate risk is set out below.

	2021		2020	
	\$'000		\$'000	
	(1%)	+1%	(1%)	+1%
Net Result	(13)	13	(14)	14
Equity	(13)	13	(14)	14

The interest change due to the outbreak of COVID-19 is discussed in Note 13.

f. Fair value measurement**Fair value compared to carrying amount**

Financial instruments are generally recognised at amortised cost.

The amortised cost of financial instruments recognised in the statement of financial position approximates the fair value, because of the short-term nature of many of the financial instruments.

John Williams Memorial Charitable Trust

NOTES TO THE FINANCIAL STATEMENTS

For the year ended 30 June 2021

12. Related party disclosures

A related party is a person or entity that is related to the entity that is preparing financial statements. As a controlled entity of the Department of Communities and Justice (DCJ), the Trust is a related party of all NSW Government controlled agencies and State-Owned Corporations.

a. Key Management Personnel

In accordance with AASB 124 *Related party disclosures*, Key Management Personnel (KMP) are those having authority and responsibility for planning, directing and controlling the activities of the entity including whether executive or otherwise.

The Ministers and the Executive Board comprising the Secretary and Deputy Secretaries have been identified as the KMP of DCJ. Through the Secretary, the DCJ Executive Board has direct oversight of the activities of the Trust.

Key management personnel compensation

Ministers are compensated by NSW Legislature. Ministerial compensation has been centrally compiled by Treasury and Department of Premier and Cabinet for distribution to agencies for inclusion in the agencies financial statements.

KMP compensation is disclosed in the financial statements of the principle department of the cluster. KMP compensation of the DCJ Executive Board for the financial year ending 30 June 2021 is disclosed in the 30 June 2021 Financial Statements of DCJ.

b. Related Party Transactions

There were no related party transactions during the year ended 30 June 2021 with related entities of the Trust or Key Management Personnel.

13. COVID-19 disclosures

The Trust used an external professionally qualified valuer to conduct an impact assessment on the valuation of the land and building assets as at 30 June 2021 due to the outbreak of COVID-19.

The pandemic may result in an interest rate change of higher than +/-1% in the future years, however this change cannot be reasonably ascertained by the Trust as at 30 June 2021.

The pandemic has not affected the operations of the Trust nor have any other significant financial impact to disclose.

14. Events after the reporting period

The Trust's management is not aware of any circumstances that occurred after balance date which would render particulars included in the financial statements to be misleading.

End of audited financial statements.

2 HOME PURCHASE ASSISTANCE FUND

Financial statements for the year ended 30 June 2021

Independent auditors report	143
Statement by Trustee	145
Statement of Comprehensive Income	146
Statement of Financial Position	147
Statement of Changes in Equity	148
Statement of Cash Flow	149
Notes to the financial statements	150-166



INDEPENDENT AUDITOR'S REPORT

Home Purchase Assistance Fund

To Members of the New South Wales Parliament

Opinion

I have audited the accompanying financial statements of the Home Purchase Assistance Fund (the Fund), which comprise the Statement by Trustee, the Statement of Comprehensive Income for the year ended 30 June 2021, the Statement of Financial Position as at 30 June 2021, the Statement of Changes in Equity and the Statement of Cash Flows, for the year then ended, notes comprising a Statement of Significant Accounting Policies, and other explanatory information.

In my opinion, the financial statements:

- have been prepared in accordance with Australian Accounting Standards and the applicable financial reporting requirements of the *Government Sector Finance Act 2018* (GSF Act), the *Government Sector Finance Regulation 2018* (GSF Regulation) and the Treasurer's Directions
- presents fairly the Fund's financial position, financial performance and cash flows.

My opinion should be read in conjunction with the rest of this report.

Basis for Opinion

I conducted my audit in accordance with Australian Auditing Standards. My responsibilities under the standards are described in the 'Auditor's Responsibilities for the Audit of the Financial Statements' section of my report.

I am independent of the Fund in accordance with the requirements of the:

- Australian Auditing Standards
- Accounting Professional and Ethical Standards Board's APES 110 'Code of Ethics for Professional Accountants (including Independence Standards)' (APES 110).

I have fulfilled my other ethical responsibilities in accordance with APES 110.

Parliament promotes independence by ensuring the Auditor-General and the Audit Office of New South Wales are not compromised in their roles by:

- providing that only Parliament, and not the executive government, can remove an Auditor-General
- mandating the Auditor-General as auditor of public sector agencies
- precluding the Auditor-General from providing non-audit services.

I believe the audit evidence I have obtained is sufficient and appropriate to provide a basis for my audit opinion.

The Trustee's Responsibilities for the Financial Statements

The Trustee is responsible for the preparation and fair presentation of the financial statements in accordance with Australian Accounting Standards, the GSF Act, GSF Regulations and Treasurer's Directions. The Trustee's responsibility also includes such internal control as the Trustee determines is necessary to enable the preparation and fair presentation of the financial statements that are free from material misstatement, whether due to fraud or error.

In preparing the financial statements, the Trustee is responsible for assessing the Fund's ability to continue as a going concern, disclosing as applicable, matters related to going concern and using the going concern basis of accounting.

Auditor's Responsibilities for the Audit of the Financial Statements

My objectives are to:

- obtain reasonable assurance about whether the financial statements as a whole are free from material misstatement, whether due to fraud or error
- issue an Independent Auditor's Report including my opinion.

Reasonable assurance is a high level of assurance, but does not guarantee an audit conducted in accordance with Australian Auditing Standards will always detect material misstatements. Misstatements can arise from fraud or error. Misstatements are considered material if, individually or in aggregate, they could reasonably be expected to influence the economic decisions users take based on the financial statements.

A description of my responsibilities for the audit of the financial statements is located at the Auditing and Assurance Standards Board website at: www.auasb.gov.au/auditors_responsibilities/ar4.pdf. The description forms part of my auditor's report.

The scope of my audit does not include, nor provide assurance:

- that the Fund carried out its activities effectively, efficiently and economically
- about the assumptions used in formulating the budget figures disclosed in the financial statements
- about the security and controls over the electronic publication of the audited financial statements on any website where they may be presented
- about any other information which may have been hyperlinked to/from the financial statements.



Chris Harper
Director, Financial Audit

Delegate of the Auditor-General for New South Wales

18 October 2021
SYDNEY


Home Purchase Assistance Fund

Statement by Trustee

In accordance with a resolution of the Trustee of the Home Purchase Assistance Fund and pursuant to section 7.6(4) of the *Government Sector Finance Act 2018* ('the Act'), I declare on behalf of the Trust that in my opinion:

- have been prepared in accordance with the Australian Accounting Standards and the applicable requirements of the Act, the *Government Sector Finance Regulation 2018* and the Treasurer's directions, and
- present fairly Home Purchase Assistance Fund (HPAF) financial position, financial performance and cash flows.

Further, I am not aware of any circumstances which would render any particulars included in the financial statements to be misleading or inaccurate.



Digitally signed by Robert Wagstaff
DN: cn=Robert Wagstaff, gn=Robert Wagstaff, c=AU
Australia, f=AU, Australia, o=BNY Mellon, ou=CT
Australia, e=Robert.wagstaff@bnymellon.com
Reason: I am approving this document
Location:
Date: 2021-10-15 15:22+11:00

Robert Wagstaff,
Director, Permanent Custodians Ltd

Sydney, 15th October 2021

Home Purchase Assistance Fund

Statement of Comprehensive Income For the year ended 30 June 2021

	Actual 2021 \$'000	Budget 2021 \$'000	Actual 2020 \$'000
Expenses			
Grants and subsidies under the National Rental Affordability Scheme	8,169	9,421	7,368
Trustee's remuneration	110	118	109
Auditor's remuneration (audit of financial statements)	44	38	32
Indemnity paid for defaulting mortgages	-	147	76
Other expenses	113	1,505	453
Total expenses	8,436	11,229	8,038
Revenue			
Interest from mortgage loans	-	5	-
Interest from investments – related parties	240	282	324
Interest from investments – non-related parties	64	1,335	1,876
Total interest revenue	304	1,622	2,200
Other revenue	-	9	-
Total revenue	304	1,631	2,200
Net deficit	(8,132)	(9,598)	(5,838)
Other comprehensive loss	-	-	-
Total comprehensive loss for the year	(8,132)	(9,598)	(5,838)

Home Purchase Assistance Fund

Statement of Financial Position

As at 30 June 2021

	Notes	Actual 2021 \$'000	Budget 2021 \$'000	Actual 2020 \$'000
Assets				
Current assets				
Cash and cash equivalents	2(a)	154,057	153,488	178,963
Receivables	3	1	8	8
Other financial assets	4	540	1,000	1,000
Total current assets		154,598	154,496	179,971
Non-current assets				
Other financial assets	4	9,929	8,674	9,929
Total non-current assets		9,929	8,674	9,929
Total assets		164,527	163,170	189,900
Liabilities				
Current liabilities				
Payables	5	105	114	114
Provisions	6	147	205	205
Total current liabilities		252	319	319
Total liabilities		252	319	319
Net assets		164,275	162,851	189,581
Equity				
Accumulated funds		164,275	162,851	189,581
Total equity		164,275	162,851	189,581

Home Purchase Assistance Fund

Statement of Changes in Equity For the year ended 30 June 2021

	Notes	Accumulated Funds 2021 \$'000	Accumulated Funds 2020 \$'000
Balance as at 1 July		189,581	213,332
Net deficit		(8,132)	(5,838)
Other comprehensive loss		-	-
Total comprehensive loss for the year		(8,132)	(5,838)
Transactions with owners in their capacity as owners			
Distribution to beneficiaries	8	(17,174)	(17,913)
Total transactions with owners in their capacity as owners		(17,174)	(17,913)
Balance as at 30 June		164,275	189,581

Home Purchase Assistance Fund

Statement of Cash Flows For the year ended 30 June 2021

	Actual 2021 \$'000	Budget 2021 \$'000	Actual 2020 \$'000
Notes			
Cash flows from operating activities			
<i>Receipts</i>			
Interest received:			
Interest from mortgage loans	-	5	-
Investments - related parties	240	282	319
Investments - non-related parties	52	1,335	1,818
Other non-related parties	19	-	72
Other income	-	9	5
Total receipts	311	1,631	2,214
<i>Payments</i>			
Payments for grants and subsidies	(8,169)	(9,421)	(7,368)
Indemnity paid for defaulting mortgages	(58)	(147)	-
Trustee's remuneration	(105)	(118)	(112)
Auditor's remuneration	(40)	(38)	(25)
Other expenses	(131)	(1,505)	(433)
Total payments	(8,503)	(11,229)	(7,938)
Net cash used in operating activities	(8,192)	(9,598)	(5,724)
2(b)			
Cash flows from investing activities			
Cash inflow from investments in interest bearing bonds	460	5	1,134
Payment on acquisition of NSW Rent Buy Pty Limited	-	-	(5,744)
Sale of short term deposits	-	1,251	6,300
Net cash received from investing activities	460	1,256	1,690
Cash flows from financing activities			
Payment to New South Wales Treasury	(17,102)	(17,133)	(17,698)
Receipt from/(payments to) Special Beneficiaries	(72)	-	(215)
Net cash used in financing activities	(17,174)	(17,133)	(17,913)
Net decrease in cash and cash equivalents	(24,906)	(25,475)	(21,947)
Cash and cash equivalents at the beginning of the year	178,963	178,963	200,910
Cash and cash equivalents at the end of the year	154,057	153,488	178,963
2(a)			

Home Purchase Assistance Fund

Notes to the Financial Statements For the year ended 30 June 2021

Reporting entity

Home Purchase Assistance Fund (the “Fund”) is consolidated as a part of the New South Wales (the State) Total State Sector Accounts. The Fund was established by a Trust Deed dated 14 February 1989 and operates as a not-for-profit entity for the purpose of supporting and administering the State’s Home Purchase programmes.

The parties to the Trust Deed are the Housing NSW (formerly known as NSW Department of Housing) and the New South Wales Treasury representing the State (the beneficiary), Permanent Custodians Limited as Trustee and Trust Company Fiduciary Services Limited as Guarantor (formerly known as Permanent Trustee Company Limited). The special beneficiary is Trust Company Fiduciary Services Limited as Trustee for the FANMAC Trusts.

Under arrangements existing prior to the appointment of Permanent Custodians Limited as Trustee of the Fund, the New South Wales Treasury incurred loan liabilities with the Commonwealth on behalf of the Home Purchase Assistance Scheme as a capital contribution (refer to note 8). When the Trust was established in 1989, NSW Land and Housing Corporation’s existing home purchase assistance programmes which included a number of home loan portfolios resulting from earlier lending programmes, were transferred to the Fund.

The beneficiary of the Fund is the Minister administering the *Housing Act 2001*. The special beneficiary is Permanent Trustee Company Limited as Trustee for all of the FANMAC Trusts and the Shared Equity Schemes.

Under the Trust Deed the beneficiary is entitled to all the income of the Fund on 30 June less amounts to which each special beneficiary is entitled. Income distributions may be requested by the beneficiary at its discretion. Trust distributions can be made from the surplus for the year (refer to note 8).

The Trustee, in accordance with paragraph 3.4 of the Trust Deed shall distribute the remaining capital of the Trust Fund to the beneficiary on the vesting date. The vesting date (paragraph 1.1) is defined as the first to occur of the following dates:

- a) the date of expiration of the period of 80 years from the date of commencement of the Trust, which is 14 February 1989;
- b) the date upon which the Trust is terminated pursuant to the terms of this deed, Statute or general law.

Distributions paid are included in cash flows from financing activities in the statement of cash flows.

The financial statements for the year ended 30 June 2021 were authorised for issue by the Trustee on 15 October 2021.

Home Purchase Assistance Fund

Notes to the Financial Statements For the year ended 30 June 2021

1. Summary of significant accounting policies

(a) Basis of preparation

The financial statements of the Fund are general purpose financial statements which have been prepared on accrual basis and in accordance with the Australian Accounting Standards (which include Australian Accounting Interpretations), the *Government Sector Finance Act 2018 (GSF Act)*, the *Government Sector Finance Regulation 2018* and the *Financial Reporting Directions* issued under the GSF Act.

The financial statements have been prepared on the basis of historical cost convention, except for the valuation of certain financial instruments. All amounts are rounded to the nearest thousand dollars expressed in Australian currency. Accounting policies are consistent with those of the previous year.

(b) Income recognition – interest revenue

Interest revenue is recognised using the effective interest method as set out in AASB 9 *Financial Instruments*. Interest revenue on cash and cash equivalents are recognised at nominal value. Other revenue relates to the recovery of indemnity claims during the reporting period.

(c) Accounting for goods and services tax (GST)

Income, expenses and assets are recognised net of the amount of GST, except that the:

- amount of GST incurred by the Fund as a purchaser that is not recoverable from the Australian Taxation Office is recognised as part of an asset's cost of acquisition or as part of an item of expense and
- receivables and payables are stated with the amount of GST included.

Cash flows are included in the statement of cash flows on a gross basis. However, the GST components of cash flows arising from investing and financing activities which are recoverable from, or payable to, the Australian Taxation Office are classified as operating cash flows.

(d) Investments

i) Short term money market deposits

The Fund invests in short term money market deposits with Australian banks and Australian subsidiaries of international banks. These deposits have a maturity day less than 90 days and are thus classified as Cash and cash equivalents, per accounting policies detailed at Note 1(h).

ii) Non-quoted securities

The First Australian National Mortgage Acceptance Corporation Limited (FANMAC) Bond is a non-tradable security which is specific to the requirements of the Fund. It is measured at amortised cost which represents fair value as this instrument does not have a tradable market and was not purchased with a premium or discount.

These investments are assessed to have low credit risk at each reporting date based on Trustee's internal risk management analysis. As such, the Trustee assumes that the credit risk on these investments has not increased significantly since initial recognition as permitted by AASB 9.

Home Purchase Assistance Fund

Notes to the Financial Statements For the year ended 30 June 2021

1. Summary of significant accounting policies (continued)

(e) Income tax

The surplus arising out of the Fund is fully distributed to the beneficiaries and accordingly no income tax is payable by the Fund.

(f) Expenses

Expenses are recognised when incurred when the supply of goods or services is received.

(g) Payables

Payables and accruals are recognised when the Fund becomes obliged to make future payments resulting from the purchase of services.

(h) Receivables

Mortgage and other receivables are recognised as amounts receivable at reporting date using the amortised cost method. All receivables are reviewed on an ongoing basis and any debts that are known to be uncollectible are written off. In addition, an allowance for impairment is raised when there is a probable expectation of loss that the Fund will not be able to collect all amounts due. These receivables are assessed to have low credit risk at each reporting date based on their respective external credit ratings. As such, the Trustee assumes that the credit risk on these financial instruments has not increased significantly since initial recognition as permitted by AASB 9.

(i) Cash and cash equivalents

Cash and cash equivalents comprise cash at bank, short term deposits with the maturity date of three months or less from the reporting date. These are measured at amortised cost which approximates the fair value.

(j) Accounting estimates and judgments

The preparation of financial statements in accordance with Australian Accounting Standards requires the use of certain critical accounting estimates. It also requires management to exercise its judgement in the process of applying the Fund's accounting policies. They are disclosed in the relevant notes in the financial statements.

(k) New Australian Accounting Standards

ij Accounting Standards applicable for the first time in 2020-21

During the current reporting period, the Fund adopted all the new and revised Standards and Interpretations issued by the AASB that are relevant to the operations of the Fund and effective for the current reporting period.

AASB 1059 'Service Concession Arrangements: Grantors'

- In July 2017, the AASB issued a new accounting standard *AASB 1059 'Service Concession Arrangements: Grantors'* to address the gap in accounting for service concession arrangements (SCAs) from the grantor's perspective. AASB 1059 applies to arrangements involving an operator providing public services related to a service concession asset on behalf of a public sector grantor for a specified period of time and managing at least some of those services. The Fund has not acted as a public sector entity grantors and hence the adoption of *AASB 1059*, did not have any impact on these financial statements.

Home Purchase Assistance Fund

Notes to the Financial Statements For the year ended 30 June 2021

1. Summary of significant accounting policies (continued)

(k) New Australian Accounting Standards (continued)

ii) *International Financial Reporting Standards Interpretations Committee final agenda decisions not yet adopted*

In April 2021, the International Financial Reporting Standards Interpretations Committee (IFRIC) issued a final agenda decision, *Configuration or customisation costs in a cloud computing arrangement*. The decision discusses whether configuration or customisation expenditure relating to cloud computing arrangements is able to be recognised as an intangible asset and if not, over what time period the expenditure is expensed. The IFRIC agenda decision does not impact HPAF as HPAF does not have cloud computing arrangements.

iii) *New Australian Accounting Standards issued but not effective*

NSW public sector entities are not permitted to early adopt new Australian Accounting Standards, unless Treasury determines otherwise. The following new Australian Accounting Standards and interpretations have not been applied and are not yet effective (refer to NSW Treasury mandate TC 20/08).

- AASB 17 Insurance Contracts
- AASB 1060 General Purpose Financial Statements– Simplified Disclosures for For-Profit and Not-for-Profit Tier 2 Entities
- AASB 2020-1 Amendments to Australian Accounting Standards – Classification of Liabilities as Current or Non-current
- AASB 2020-3 Amendments to Australian Accounting Standards – Annual Improvements 2018–2020 and Other Amendments
- AASB 2020-5 Amendments to Australian Accounting Standards – Insurance Contracts
- AASB 2020-6 Amendments to Australian Accounting Standards – Classification of Liabilities as Current or Non-current – Deferral of Effective Date
- AASB 2020-7 Amendments to Australian Accounting Standards – Covid-19-Related Rent Concessions: Tier 2 Disclosures
- AASB 2020-8 Amendments to Australian Accounting Standards – Interest Rate Benchmark Reform – Phase 2

The Fund's assessment of the impact of these new standards and interpretations is that they will not materially affect any of the amounts recognised in the financial statements or significantly impact the disclosures in relation to these financial statements.

(l) Budgeted amounts

The budgeted amounts are drawn from the original budgeted financial statements presented to Parliament in respect of the reporting period, as adjusted for Section 4.9 of the Government Sector Finance Act 2018 where there has been a transfer of functions between agencies. However, amounts disclosed in the budget paper as current and non-current borrowings at amortised cost in the Statement of Financial Position have been re-classified from debt to equity and finance costs in the Statement of Comprehensive Income have been removed from the Fund's budgeted amounts as the Fund accounts for the advance from NSW Treasury as a contribution to equity and not as debt.

Home Purchase Assistance Fund

Notes to the Financial Statements For the year ended 30 June 2021

1. Summary of significant accounting policies (continued)

(l) Budgeted amounts (continued)

This is to achieve consistency with the accounting treatment of the actual repayments of the NSW Treasury advance as distributions out of the net assets of the Fund and not as principal and interest payments. In the Statement of Cash Flows, budgeted finance costs and payments to special beneficiaries budgeted for in other expenses have been reclassified from cash flows from operating activities to cash flows from financing activities. Other amendments made to the budget are not reflected in the budgeted amounts.

(m) Comparative information

Except when an Australian Accounting Standard permits or requires otherwise, comparative information is disclosed in respect of the previous year for all amounts reported in the financial statements.

2. Cash and cash equivalents

For the purposes of the statement of cash flows, cash includes cash at bank, short-term (on demand) deposits and bank bills.

	2021	2020
	\$'000	\$'000
(a) Cash and cash equivalents consists of:		
Cash and cash equivalents at bank	4,057	685
Term deposits with the maturity within 90 days	150,000	178,278
	154,057	178,963
(b) Reconciliation of net result for the year to net cash received from operating activities		
Net deficit	(8,132)	(5,838)
Changes in net assets and liabilities:		
Decrease in interest receivable	7	14
(Decrease)/increase in sundry payables and provisions	(67)	100
Net cash used in operating activities	(8,192)	(5,724)

Refer to note 9 Financial Instruments for details regarding credit risk, liquidity risk and market risk.

Home Purchase Assistance Fund

Notes to the Financial Statements For the year ended 30 June 2021

3. Receivables

	2021	2020
	\$'000	\$'000
Interest receivable - non-related parties	1	8

Refer to note 9 Financial Instruments for details regarding credit risk, liquidity risk and market risk.

4. Other financial assets

Investment in non-quoted securities at cost ⁽ⁱ⁾	540	1,000
Total current other financial assets	540	1,000
Investment in non-quoted securities at cost ⁽ⁱ⁾	4,185	4,185
Investment in NSW Rent Buy Pty Limited ⁽ⁱⁱ⁾	5,744	5,744
Total non-current other financial assets	9,929	9,929

(i) Investment in the FANMAC Master Trust which was established in 2001 for the specific purpose of providing a consolidated entity to house the Fund's current holding of FANMAC mortgages and its future purchase obligations from maturing FANMAC Trusts. The total value of the investment in the FANMAC Master Trust at 30 June 2021 was \$4.7 million (30 June 2020: \$5.2 million). The Master Trust securities are not traded in the financial markets.

(ii) Represents investment in NSW Rent Buy Pty Limited which was made during December 2019. The fund doesn't consolidate the assets and liabilities of NSW Rent Buy Pty Limited.

Refer to note 9 Financial Instruments for details regarding credit risk, liquidity risk and market risk.

5. Payables

Accounting fees	33	33
Audit fees	38	34
Trustee fees	34	29
Sundry creditors	-	18
Total payables	105	114

Refer to note 9 Financial Instruments for details regarding credit risk, liquidity risk and market risk.

Home Purchase Assistance Fund

Notes to the Financial Statements For the year ended 30 June 2021

6. Provisions	2021	2020
	\$'000	\$'000
Government Guaranteed Loan Scheme	147	205

7. Related party information

During the reporting period, the Fund transacted with the following related entities: the State (the beneficiary of the Trust) and Permanent Custodians Limited.

Apart from administrative services all other transactions with related parties were conducted on a normal commercial basis and are disclosed in the statement of financial position, statement of comprehensive income, statement of cash flows and the accompanying notes to the financial statements.

Administrative services were provided by the Department of Communities and Justice to the Fund during the reporting period on a free-of-charge basis.

Key Management Personnel

The key management personnel of the Fund are deemed to be the directors of Permanent Custodians Limited. No amounts were paid by the Fund directly to the directors of Permanent Custodians Limited (2020: Nil). Compensation paid to the Trustee, Permanent Custodians Limited is separately disclosed in the Statement of Comprehensive Income as Trustee's remuneration.

8. Accumulated Funds

Repayment schedule

The nominal value of loan under the Home Purchase Assistance Program is detailed in the table below:

	Principal 30 June 2021 \$'000	Interest 30 June 2021 \$'000	2021 Total \$'000	Principal 30 June 2020 \$'000	Interest 30 June 2020 \$'000	2020 Total \$'000
Not later than one year	11,264	5,221	16,485	11,358	5,745	17,103
Later than one year but not later than five years	43,529	15,768	59,297	43,820	17,783	61,603
Later than five years	60,278	10,635	70,913	71,251	13,841	85,092
Total cash outflow	115,071	31,624	146,695	126,429	37,369	163,798

Home Purchase Assistance Fund

Notes to the Financial Statements For the year ended 30 June 2021

8. Accumulated Funds (continued)

Distributions to beneficiaries

Under the terms of the Home Purchase Assistance Fund Trust Deed, at the direction of NSW Treasury and Department of Communities and Justice (direction made annually), repayments of principal and interest on the loans owed to NSW Treasury will be paid out of the net assets attributable to beneficiaries and/or income of the Fund through distributions.

	2021 \$'000	2020 \$'000
FANMAC Trust	72	215
NSW Treasury	17,102	17,698
	17,174	17,913

9. Financial instruments

The Fund's principal financial instruments are outlined below. These financial instruments arise directly from the Fund's operations or are required to finance its operations. The Fund does not enter into or trade financial instruments, including derivative financial instruments, for speculative purposes.

(a) Cash and cash equivalents

Cash comprises cash at bank, while cash equivalents comprise of short term deposits (of maturity less than 90 days) with NSW Treasury Corporation (TCorp). Term deposits have specific maturity dates of up to 90 days. Interest on cash is earned on a daily basis and paid monthly while interest on the term deposits is calculated on a yearly basis and paid at the maturity of each instrument.

(b) Term deposits with maturity more than 90 days

These represent term deposits with NSW Treasury Corporation (TCorp). These deposits have a maturity day greater than 90 days and lower than 365 days. The Fund did not hold any such deposits at 30 June 2021 (30 June 2020: Nil).

(c) FANMAC Master Trust Bonds (long-term securities)

Bonds issued by the Master Trust have been wholly-owned by the Fund since the trust was established in 2001 through the consolidation of several other FANMAC Trusts. The bonds have a maturity date in 2070. Interest and principal are paid on the bonds monthly.

The Fund's main risks arising from financial instruments are outlined below, together with the Funds objectives, policies and processes for measuring and managing risk. Further quantitative and qualitative disclosures are included throughout these financial statements.

Risk management policies are established to identify and analyse the risks faced by the fund, to set risk limits and controls and to monitor risks. Investments are only carried out by officers with approved financial delegations.

Home Purchase Assistance Fund

Notes to the Financial Statements For the year ended 30 June 2021

9. Financial instruments (continued)

The net carrying amount of the financial assets and financial liabilities are outlined below:

Categories of Financial Instruments

	Notes	Category	2021 \$'000	2020 \$'000
Financial assets				
Cash and cash equivalents	2	Amortised Cost	154,057	178,963
Receivables ⁽ⁱ⁾	3	Amortised Cost	1	8
Other financial assets	4	Amortised Cost	10,469	10,929
Total financial assets			164,527	189,900
Financial liabilities				
Payables ⁽ⁱⁱ⁾	5	Amortised Cost	105	114
Total financial liabilities			105	114

⁽ⁱ⁾ exclude statutory receivables and prepayments (i.e. not within the scope of AASB 7)

⁽ⁱⁱ⁾ exclude statutory payables and unearned revenue (i.e. not within the scope of AASB 7)

Financial assets that are past due or impaired

There are no financial assets that are past due or impaired as at 30 June 2021 (30 June 2020: Nil).

Credit risk

Credit risk is the risk of financial loss arising from another party to a contract or financial position failing to discharge a financial obligation thereunder. The Fund's maximum exposure to credit risk is represented by the carrying amounts of the financial assets included in the statement of financial position.

Receivables and other financial assets are assessed to have low credit risk at each reporting date based on Trustee's internal risk management analysis. As such, the Trustee assumes that the credit risk on these financial instruments has not increased significantly since initial recognition as permitted by AASB 9.

The Fund recognises a loss allowance based on lifetime expected credit losses at each reporting date. The Fund has established a provision matrix based on its historical credit loss experience and adjusted for forward looking factors.

All receivables are reviewed on an ongoing basis and any debts that are known to be uncollectible are written off.

Home Purchase Assistance Fund

Notes to the Financial Statements For the year ended 30 June 2021

9. Financial instruments (continued)

The table below outlines the maturity analysis based on carrying amounts for all financial assets of the Fund:

2021	Weighted average interest rate %	Variable interest rate \$'m	Fixed interest rate <1 year \$'m	Fixed interest rate 1-5 yrs. \$'m	Fixed interest rate >5 year \$'m	Non-interest bearing \$'m	Total \$'m
Financial assets							
Cash and cash equivalents	0.02%	4.1	150.0	-	-	-	154.1
Receivables	0.00%	-	-	-	-	-	-
Other financial assets	4.80%	4.2	0.5	-	-	5.7	10.4
Total financial assets		8.3	150.5	-	-	5.7	164.5

2020	Weighted average interest rate %	Variable interest rate \$'m	Fixed interest rate <1 year \$'m	Fixed interest rate 1-5 yrs. \$'m	Fixed interest rate >5 year \$'m	Non-interest bearing \$'m	Total \$'m
Financial assets							
Cash and cash equivalents	0.04%	0.7	178.3	-	-	-	179.0
Receivables	0.00%	-	-	-	-	-	-
Other financial assets	5.37%	4.2	1.0	-	-	5.8	11.0
Total financial assets		4.9	179.3	-	-	5.8	190.0

The table below outlines the concentration of categories of financial assets for the Fund:

2021	Governments \$'m	Banks \$'m	Other \$'m	Total \$'m
Financial assets				
Cash and cash equivalents	-	154.1	-	154.1
Receivables	-	-	-	-
Other financial assets	-	-	10.4	10.4
Total financial assets	-	154.1	10.4	164.5

2020	Governments \$'m	Banks \$'m	Other \$'m	Total \$'m
Financial assets				
Cash and cash equivalents	-	179.0	-	179.0
Receivables	-	-	-	-
Other financial assets	-	-	11.0	11.0
Total financial assets	-	179.0	11.0	190.0

Receivables

Collectability of all debtors is reviewed on an ongoing basis. Procedures are followed to recover any outstanding amounts; these include the issuing of letters of demand. The Fund is not exposed to concentrations of credit risk to a single debtor or group of debtors. Based on past experience, debtors that are not past due and less than 30 days past due are not considered impaired. No receivables were past due or impaired at 30 June 2021 (30 June 2020: Nil).

Home Purchase Assistance Fund

Notes to the Financial Statements For the year ended 30 June 2021

9. Financial Instruments (continued)

Authority deposits and fixed interest investments

The Fund has placed funds on fixed term deposit with NSW TCorp, which has been rated ‘AA+’ by Standard and Poor's.

The weighted average interest rate on the investment portfolio as at 30 June 2021 was 0.16% (30 June 2020: 0.19%). None of these assets are past due or impaired.

The following information is provided in accordance with the provisions of AASB 7 “*Financial Instruments: Disclosures*”. The Fund monitors and manages the financial risks relating to its operations. These risks include market risk (including fair value interest rate risk and price risk), credit risk, liquidity risk and cash flow interest rate risk.

Liquidity risk

Liquidity risk is the risk that the Fund will be unable to meet its payment obligations when they fall due. The Fund continuously manages risk through monitoring future cash flows and maturities planning to ensure adequate holding of high quality liquid assets. No assets have been pledged as collateral. The funds exposure to liquidity risk is deemed insignificant based on prior years’ data and current assessment of risk.

The liabilities are recognised for amounts due to be paid in the future for goods or services received, whether or not invoiced. Amounts owing to suppliers (which are unsecured) are settled in accordance with the policy set out in Treasury’s Circular NSW TC 11/12 dated 14 July 2011. If trade terms are not specified, payments must be made within 30 days of receipt of a correctly rendered invoice, unless an existing contract or standing offer (i.e. pre 14 July 2011) provides for an alternative time period. If payment is not made within the specified time period, simple interest must be paid automatically.

Home Purchase Assistance Fund

Notes to the Financial Statements For the year ended 30 June 2021

9. Financial Instruments (continued)

Market risk

Market risk is the risk that the fair value or future cash flows of a financial instrument will fluctuate because of changes in market prices. The Fund's exposures to market risk are primarily through interest rate risk on the Investment Funds. The Fund has no exposure to foreign currency risk and does not enter into commodity contracts.

The effect on profit and equity due to a reasonably possible change in risk variable is outlined in the information below for interest rate risk. The Fund is not exposed to any other price risk. A reasonably possible change in risk variable has been determined after taking into account the economic environment in which the fund operates and the time frame for the assessment (i.e. until the end of the next annual reporting period). The sensitivity analysis is based on risk exposures in existence at the reporting date. The analysis is performed on the same basis for 2021. The analysis assumes that all other variables remain constant.

Interest rate risk

Exposure to interest rate risk arises primarily through the Fund's investments portfolio. This risk is minimised by undertaking mainly fixed rate Investments, primarily with NSW TCorp.

The Fund does not account for any fixed rate financial instruments at fair value through profit or loss or at fair value through other comprehensive income. Therefore, for these financial instruments, a change in interest rates would not affect profit or loss or equity.

A reasonably possible change of +/- 1% is used, consistent with current trends in interest rates. The basis will be reviewed annually and amended where there is a structural change in the level of interest rate volatility. The Fund's exposure to interest rate risk is set out on the following page.

Home Purchase Assistance Fund

Notes to the Financial Statements For the year ended 30 June 2021

9. Financial instruments (continued)

	Carrying amount \$'000	+1% Net Result \$'000	Equity \$'000	-1% -Net Result \$'000	Equity \$'000
2021					
Financial assets					
Cash and cash equivalents	154,057	1,541	1,541	(1,541)	(1,541)
Other financial assets	10,469	105	105	(105)	(105)
Receivables	1	-	-	-	-
Total financial assets	164,527	1,646	1,646	(1,646)	(1,646)
Payables	105	1	1	(1)	(1)
Total financial liabilities	105	1	1	(1)	(1)

	Carrying amount \$'000	+1% Net Result \$'000	Equity \$'000	-1% -Net Result \$'000	Equity \$'000
2020					
Financial assets					
Cash and cash equivalents	178,963	1,790	1,790	(1,790)	(1,790)
Other financial assets	10,929	109	109	(109)	(109)
Receivables	8	-	-	-	-
Total financial assets	189,900	1,899	1,899	(1,899)	(1,899)
Payables	114	1	1	(1)	(1)
Total financial liabilities	114	1	1	(1)	(1)

Fair value measurement

The carrying amount of financial instruments recognised in the statement of financial position approximates the fair value due to the short term nature of many of the financial instruments.

Financial assets and financial liabilities measured at fair value in the statement of financial position are grouped into three levels of a fair value hierarchy. The three levels are defined based on the observability of significant inputs to the measurement, as follows:

- Level 1: quoted prices (unadjusted) in active markets for identical assets or liabilities
- Level 2: inputs other than quoted prices included within Level 1 that are observable for the asset or liability, either directly or indirectly
- Level 3: unobservable inputs for the asset or liability.

The Fund had no assets or liabilities measured at fair value on a non-recurring basis as at 30 June 2021 (30 June 2020: Nil).

Home Purchase Assistance Fund

Notes to the Financial Statements For the year ended 30 June 2021

10. Contingent liability

Under clause 4 of the Home Purchase Assistance Fund Trust Deed and a Memorandum of Understanding with the Registry of Co-operatives and Associations, the Trustee, from time to time as and when required must purchase mortgages and defaulting mortgages in the Home Fund Loan program and meet claims in the Government Guaranteed loan Scheme.

No payments were required to be made on defaulting FANMAC mortgages for the year ended 30 June 2021 (30 June 2020: Nil).

11. Commitments

The Fund is committed to support the National Rental Affordable Scheme, over 10 years as follows:

	2021	2020
	\$'000	\$'000
Not later than one year	7,044	8,033
Later than one year but not later than five years	14,173	20,125
Later than five years	1,067	1,212
Total	22,284	29,370

12. Investment powers compliance

Public Authorities (Financial Arrangements) Act 1987 was repealed on 30 November 2018 and replaced by new Government Sector Finance Act 2018 (the “GSF Act”). Under the GSF Act, the Trustee of the Home Purchase Assistance Fund (the “Fund”) is included within the definition of a “GSF agency”.

Following clauses of the GSF Act are applicable for entering into a financial arrangement:

- A financial arrangement is an arrangement (whether entered into or occurring in or outside of Australia) with respect to any of the following:
 - a) a borrowing,
 - b) an investment,
 - c) a derivative arrangement,
 - d) a joint financing arrangement,
 - e) a joint venture arrangement,
 - f) any other arrangement (or arrangement of a kind) prescribed by the regulations as a financial arrangement.
- An investment is:
 - a) using money, property or other assets primarily for the purpose or with the expectation of producing income, interest, profit, capital growth or any other financial benefit, or
 - b) the entering into of any other arrangement (or arrangement of a kind) prescribed by the regulations as an investment.

Home Purchase Assistance Fund

Notes to the Financial Statements For the year ended 30 June 2021

12. Investment powers compliance (continued)

- The New South Wales Treasury Corporation may act as a fund's manager for GSF agencies in relation to financial arrangements they enter under Division 6.6 of GSF Act.
- A GSF agency that wishes to engage a fund's manager in relation to the management of some or all of its financial arrangements must engage the New South Wales Treasury Corporation to do so except if the Treasurer gives written approval under this section for another entity to act as the fund's manager.
- A GSF agency is permitted to enter into a financial arrangement only if the arrangement for the agency is authorised and the terms and conditions of the authorisation are complied with.
- A financial arrangement is authorised if a provision of the GSF Act, the regulations or the Treasurer's directions requires or permits the arrangement or the arrangement (or kind of arrangement) is required or permitted under a financial arrangement approval.
- The accountable authority for a GSF agency may enter into a financial arrangement for or on behalf of the agency that the agency is authorised to enter into and has all of the functions of the agency for that purpose.
- A GSF agency may do all things that are necessary or convenient to be done in connection with entering into authorised financial arrangements for the agency, including:
 - entering into any contract, agreement or other transaction,
 - incurring any obligations under a contract, agreement or other transaction,
 - making any payment (including in advance) under a contract, agreement or other transaction,
 - providing or making any covenants or promises (including absolute and unconditional ones).

Home Purchase Assistance Fund

Notes to the Financial Statements

For the year ended 30 June 2021

13. Statement of Compliance and Deemed Appropriation

Deemed appropriation money is government money that HPAF receives or recovers (including from the Commonwealth or another entity) or a kind prescribed by the regulation that is not appropriated under the authority of an Act.

Movement of Section 4.7 GSF Act - deemed appropriations:

	2021 \$'000	2020 \$'000
Cluster grants	-	-
Total spending authority from parliamentary appropriations, other than deemed appropriations	-	-
Deemed appropriations balance brought forward from prior years	178,963	200,910
Deemed appropriations earned during the year	771	9,648
Total spending authority from parliamentary appropriations	179,734	210,558
Less: total expenditure from parliamentary appropriations	(25,677)	(31,595)
Variance	154,057	178,963
Less: the spending authority from appropriations lapsed at 30 June	-	-
Deemed appropriations balance carried forward to following years	154,057	178,963

14. Budget Review

Net Result

For the year ended 30 June 2021, the net deficit of the Fund was favourable by \$1.5m as compared to the budgeted amount. The favourable result is primarily attributed to the following reasons:

- a) interest income was \$1.3m lower than budget due to lower than budgeted interest rates for the underlying investments (i.e. term deposits) during the year; and
- b) expenses were \$2.8m lower than budget mainly due to lower grant payment and other expenses.

Assets and Liabilities

- a) Total assets were higher than budget by \$1.4m mainly due to lower other expenses.
- b) Total liabilities were lower than budget by \$67,000 mainly due to lower provision for the Government Guaranteed Loan Scheme.

Cash flows

Cash flow from operating activities – Cash outflow from operating activities was lower than the budgeted amount by \$1.4m. This variance was mainly due to:

- a) Total receipts being below budget by \$1.3m mainly due to lower interest earned; and
- b) Total payments were below budget by \$2.7m as a result of lower grant payments and other expenses.

Cash flow from investing activities – Cash inflow from investing activities was lower than the budgeted amount by \$796,000. This variance was mainly due to lower than budgeted redemption of short-term deposits by \$1.25m and higher interest-bearing bonds by \$455,000.

Cash flows from financing activities – Net cash used in financing activities were unfavourable by \$41,000 mainly due to lower payments to NSW Treasury \$31,000 and additional payments to Special beneficiaries amounting to \$72,000.

Home Purchase Assistance Fund

Notes to the Financial Statements For the year ended 30 June 2021

15. COVID-19 disclosures

COVID-19 did not materially affect the operations of the Fund. Apart from the matter described below, the Trustee doesn't anticipate any other significant financial impacts on the amounts recognised or disclosed within these financial statements.

The pandemic may result in an interest rate change of higher than +/-1% in the future years, however, this change cannot be reasonably ascertained by the HPAF as at 30 June 2021.

16. Events after the reporting period

There are no other events subsequent to the balance sheet date which affect the financial statements.

17. Additional Fund information

Home Purchase Assistance Fund is registered in and operates in Australia.

Registered office

Permanent Custodians Limited
Level 2, 1 Bligh Street
Sydney NSW 2000

****END OF AUDITED FINANCIAL STATEMENTS****

