

FACS Caseworker Dashboard

December 2017 quarter

District summary

Key findings

The caseworker vacancy rate is 6%

An extra 329 children received a face-to-face assessment

An additional 25% of children at ROSH were assessed and referred to other services

FACS district	December quarter 2017				1 Oct 16 - 30 Sept 17						
	Funded FTE	Actual FTE	Vacancies FTE	Vacancies (%)	Children at ROSH	Children assessed face-to-face	Children assessed (%)	Children referred to services	Children referred to services (%)	No further assessment required *	No further assessment required (%)
	Explanatory notes on page 3				Explanatory notes on page 3						
Central Coast	92	98	-6	-7%	6,167	1,670	27%	2,738	44%	40	1%
Far West	18	18	0	0%	900	298	33%	272	30%	18	2%
Hunter New England	306	301	5	2%	14,931	3,466	23%	3,677	25%	151	1%
Illawarra Shoalhaven	123	108	15	12%	5,336	1,992	37%	814	15%	52	1%
Mid North Coast	76	66	10	13%	3,734	1,275	34%	530	14%	32	1%
Murrumbidgee	118	106	12	10%	5,258	1,652	31%	1,663	32%	72	1%
Nepean Blue Mountains	125	119	6	5%	6,427	2,034	32%	1,127	18%	89	1%
Northern NSW	103	95	8	8%	4,788	1,424	30%	1,243	26%	77	2%
Northern Sydney	63	55	8	13%	3,085	946	31%	174	6%	36	1%
South Eastern Sydney	83	80	3	4%	3,840	1,371	36%	628	16%	31	1%
South Western Sydney	209	202	7	3%	10,642	3,420	32%	3,781	36%	95	1%
Southern NSW	55	48	7	13%	2,859	942	33%	981	34%	67	2%
Sydney	73	71	2	3%	3,174	1,239	39%	967	30%	89	3%
Western NSW	148	145	3	2%	6,453	2,096	32%	1,545	24%	101	2%
Western Sydney	157	151	6	4%	7,527	2,199	29%	1,338	18%	122	2%
District subtotal	1,749	1,663	86	5%	85,121	26,024	31%	21,478	25%	1,072	1%
Helpline	195	185	10	5%							
JIRT	95	87	8	8%							
Other	89	68	21	24%							
Statewide subtotal	379	340	39	10%	2,764	2,098	76%	228	8%	317	11%
Total	2,128	2,003	125	6%	87,885	28,122	32%	21,706	25%	1,389	2%
New funded caseworker positions		Funded	Filled								
Districts caseworkers		42	42								
Helpline		23	Recruitment to the newly funded positions for 2017-18 continues with employees commencing in the third quarter								
JIRT		10									

* Based on an assessment of the available information received at the time of report, no further child protection assessment response was required.

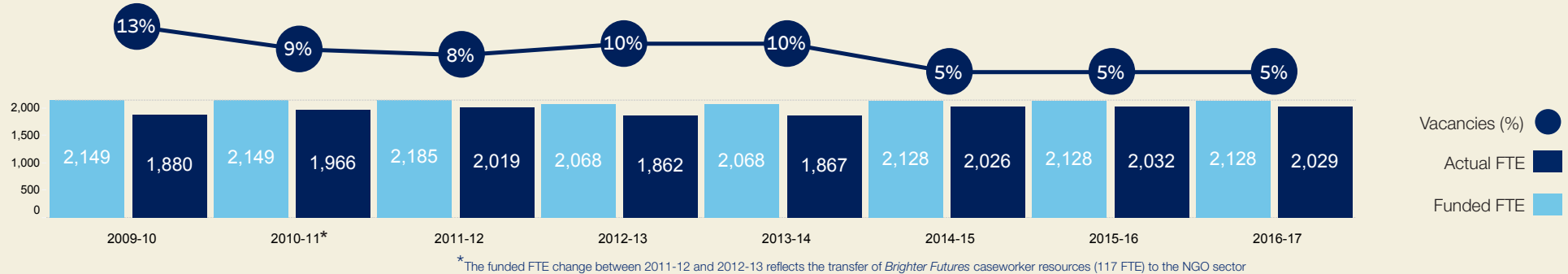


FACS Caseworker Dashboard

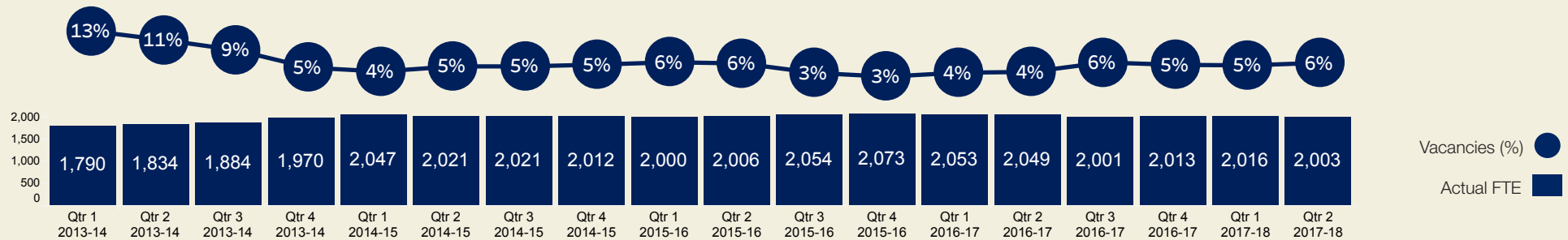
December 2017 quarter

Historical data

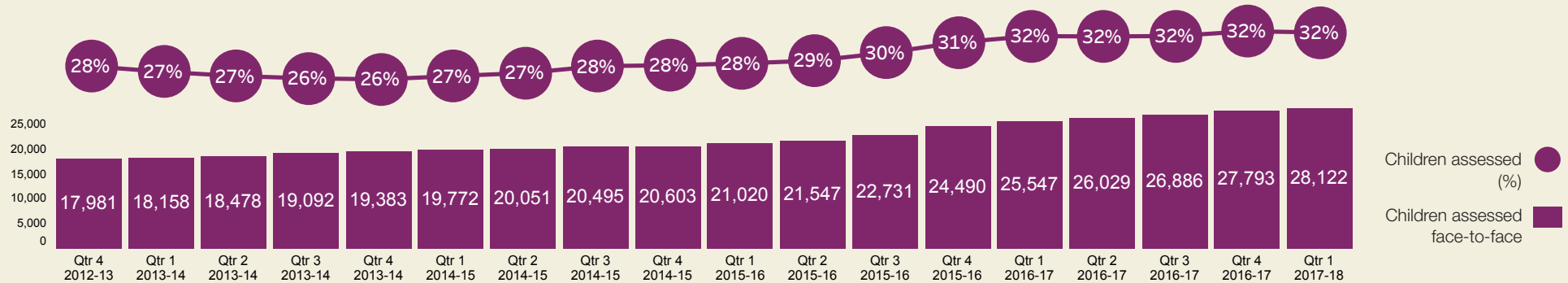
FACS caseworkers – annual data



FACS caseworkers – quarterly data



Face-to-face assessment of children at ROSH 12 months to end of quarter





FACS caseworker

Caseworker numbers reflect frontline caseworkers and caseworker specialists across the community services spectrum, including those working in statutory child protection and out-of-home care. The figures do not include management staff associated with caseworkers and specialist disability caseworkers.

Caseworkers provide protection and support services by:

- assessing and investigating reports of risk of harm to children
- providing assistance to vulnerable families via prevention and intervention services
- supporting and monitoring children in out-of-home care
- managing crisis situations
- promoting the safe and adequate care and protection of children through appropriate interventions as legislated through the *Children and Young Persons (Care and Protection) Act 1988* and departmental policy and procedures.

Casework specialists provide direct, practice-based professional support and development to casework managers and caseworkers. This includes:

- providing specialist advice on case practice matters
- working with caseworkers and managers to develop case practice skills
- undertaking practice and complex case reviews to develop the overall caseworker skill base
- providing expert assistance in aspects of case management in complex or sensitive cases
- acting as a conduit between FACS, community partners and other agencies in respect to current practice, professional support, service development and policy.

Funded FTE

This is the number of full-time equivalent caseworkers funded in the FACS Budget.

Actual FTE

Actual FTE refers to the number of full-time equivalent caseworkers working in a given reference period, excluding those on extended or parental leave or occupying positions funded by specific time-limited funding.

Vacancies

The number of vacancies represents the difference between the funded FTE and actual FTE during the reference period. The vacancy rates presented on the dashboard may differ from rates published by other sources due to the use of different methodologies.

Children and young people at risk of significant harm

Children and young people

This is a unique count of children and young people. Where a child or young person receives multiple reports (or multiple face-to-face assessments) during the reference period, they are counted only once.

Risk of Significant Harm (ROSH)

Risk of significant harm status refers to the outcome of the screening at the Child Protection Helpline.

A child or young person is assessed at ROSH if the circumstances that are causing concern for the safety, welfare or wellbeing of the child or young person are present to a significant extent. This means it is sufficiently serious to warrant a response by a statutory authority, irrespective of a family's consent.

From 24 January 2010, reports to the Child Protection Helpline must meet the threshold of ROSH. Where concerns of harm do not meet the significant harm threshold, the referring agency should offer and coordinate assistance or make a referral to other services, using normal referral networks.

Children and young people assessed with a response

This is a count of unique children and young people who have received a completed **face-to-face assessment**.

A face-to-face or secondary assessment follows an initial assessment where it has been determined that a child or young person is believed to be at risk of harm and may be in need of care and protection. Secondary assessment is usually conducted by the local Community Services Centre or the Joint Investigation Response Team. The secondary assessment employs the Secondary Assessment Framework.

There are three distinct tools — safety assessment, risk assessment and risk reassessment — used by caseworkers:

- the safety assessment tool is used to determine whether there are any immediate dangers of significant harm to a child and what interventions should be put in place to provide immediate protection
- the risk assessment is used to classify families into low, moderate, high and very high risk groups to determine the likelihood of future abuse or neglect to a child.
- the risk reassessment tool is used periodically to assess any changes to the family's risk level in order to guide decisions about whether the case can be closed or if services should continue

Other assessment responses include:

- referrals to other services, such as Brighter Futures, Youth Hope, other government and non-government agencies
- no further child protection assessment required at this time.

FACS districts

FACS works across NSW through 15 districts to enable more localised planning and decision making, and improved links between service delivery management and frontline staff. FACS districts align with NSW Local Health Districts.

A child may receive services from multiple districts. Data reflects the district where the child's case plan is held at their first ROSH report of highest level of child protection assessment in the period.

Statewide services

Services that are provided statewide include:

- FACS Helpline, which includes the Domestic Violence Line
- Joint Investigation Response Teams (JIRT) – these teams respond to serious child protection reports of children which may involve a criminal offence. JIRT comprises three equal partners — NSW Police, NSW Health and FACS — and operates throughout NSW. Only FACS caseworkers are reflected in the dashboard
- other – this includes FACS caseworkers working in Intensive Family Based Services, Metro Intensive Support Specialists, Adoption and Permanent Care Services Branch, Records Access Branch, Integrated Domestic and Family Violence Program, Brighter Futures Assessment Unit, Interstate Liaison, and Adoptions and Information Exchange.

Data notes

Totals

Totals for fields 'Children and young people at ROSH', 'Children and young people assessed face-to-face' (count and %), and 'children and young people responded to' incorporates children and young people who received assessments/responses from Statewide services. This data is not reported in the district breakdown.

Rounding

Figures presented in the dashboard are rounded and this may result in discrepancies between the sums of component items and their totals.

FTE

FTE or full-time equivalent is defined as the equivalent of one position, filled continuously, full-time for the reference period. Total FTE combines all full-time and part-time positions so that a caseworker who works full-time counts as 1 FTE, a person who works half-time is 0.5 FTE and so on. Actual FTE is an averaged FTE across the reference period (i.e. quarter or financial year).