

NEPEAN BLUE MOUNTAINS (NBM) DATA PROFILE 2025

Key demographic information₁

5%
Of people are
Aboriginal

26%
Of people are
aged 0-19

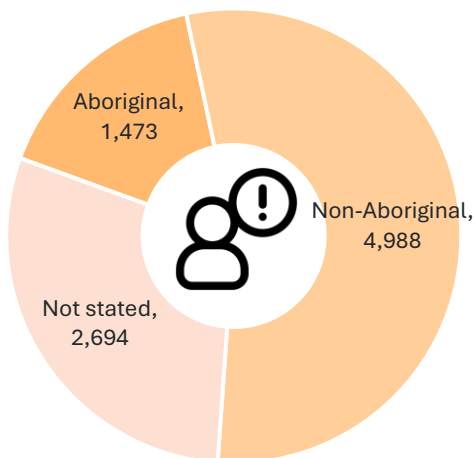
383,840
people live in NBM

6%
Of people have a disability

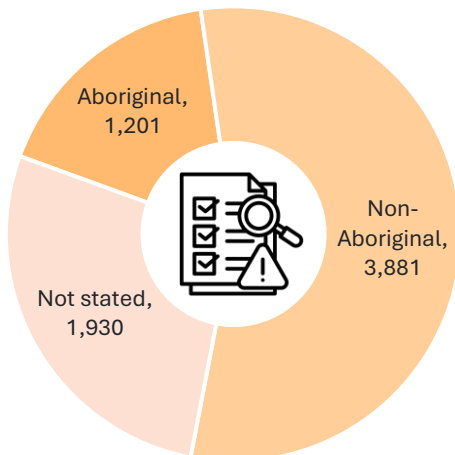
14%
Of people speak a
language other than
English

20%
Of people are born
overseas


Children & young people With a concern report₂



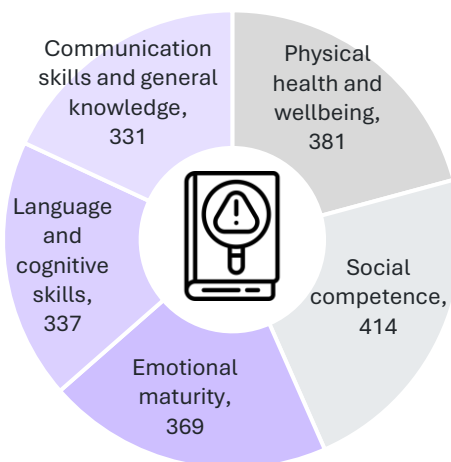
With a ROSH report₂



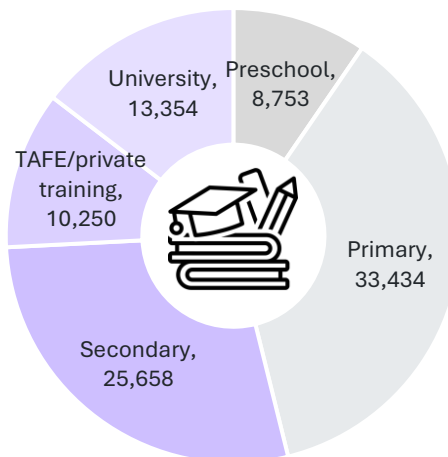
In out-of-home care₂




Types of vulnerability for children in first year of school₃



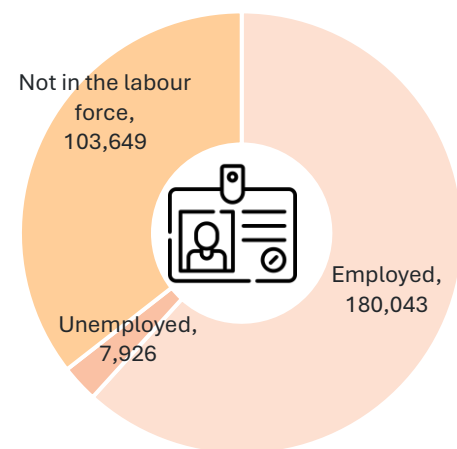
Education attendance₁



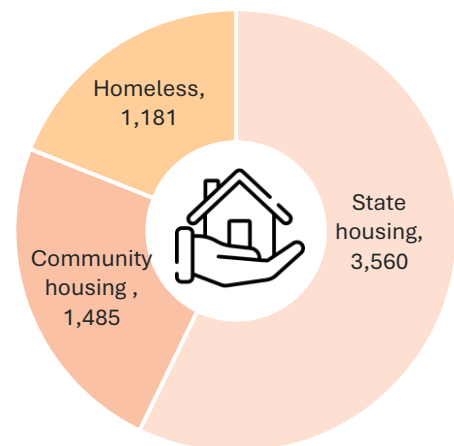
Highest education achieved₁



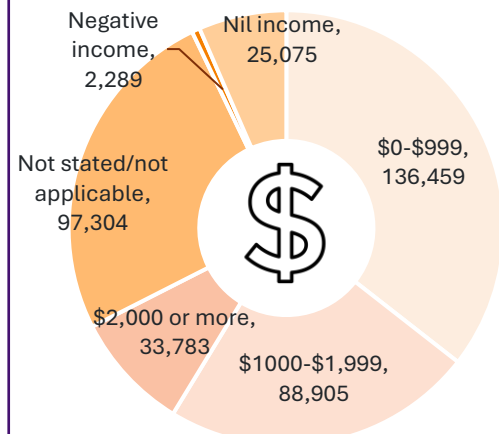
Employment₁



Housing₁



Weekly personal income₁



Data sources

¹Census of population and housing, Australian Bureau of Statistics, 2021, abs.gov.au/census

The Census is the most comprehensive snapshot of the country and tells us about the economic, social and cultural make-up of the country. The Census of population and housing collects nationwide data on a range of topics, those included in the district data profile include: cultural diversity; employment, income and education; housing; homelessness; and core activity need for assistance.

²Child protection and out-of-home care key statistics for 2023/2024 by Local Government Area, dcj.nsw.gov.au/child-protection-and-out-of-home-care-data-local-government-area-heat-maps

The child protection and out-of-home care heat maps dashboard provides data at the LGA and DCJ district level, using data sourced from ChildStory/Corporate Information Warehouse and Australian Bureau of Statistics.

³Australian Early Development Census (AEDC), 2024, aedc.gov.au

The AEDC is a nationwide data collection of early childhood development. It provides evidence to support health, education and community policy and planning.