



Quarter to display

[Text Version](#)

[Child Protection quarterly dashboard prior 2022-23](#)

[Child Protection - Reports](#)

[Child Protection - Children and young people](#)

[OOHC - Keeping children and young people safe](#)

[OOHC - Stable and nurturing environments](#)

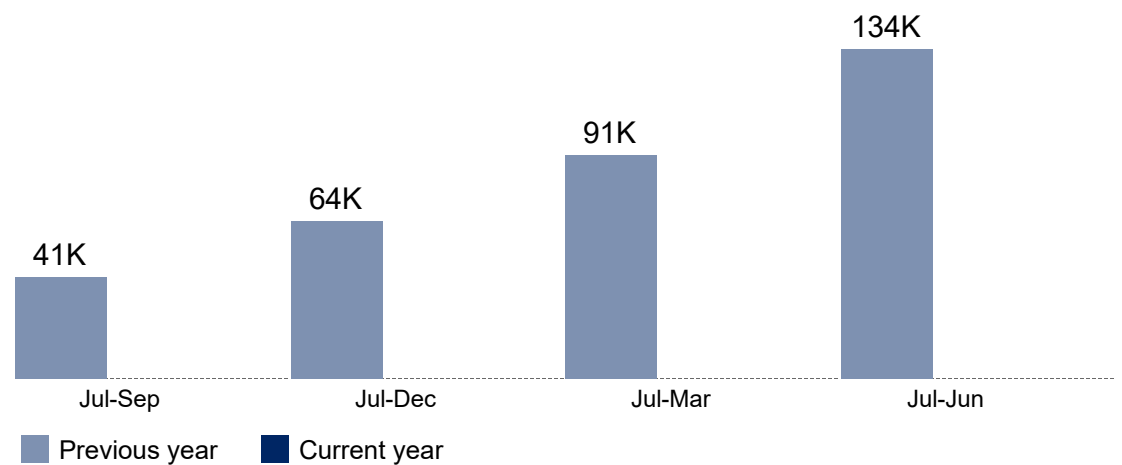
## Targeted Early Intervention (TEI) services - year to date (YTD) data



How many **individual clients** were seen in TEI from the first day of the financial year to the end of the quarter?

Chart 1: TEI - Individual clients seen (YTD)

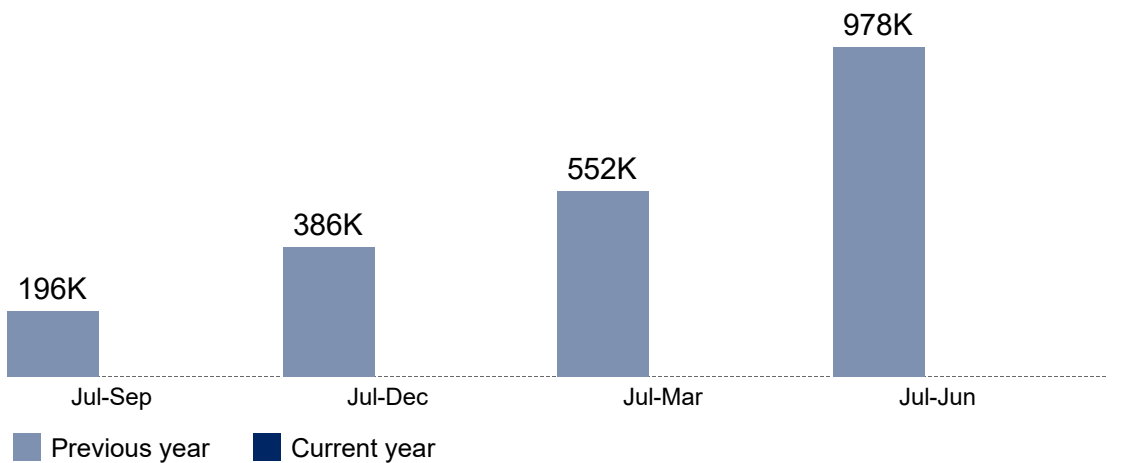
There were approximately **134K** individual clients who received TEI services from 1 July 2021 to 30 June 2022.



How many **group clients** were seen in TEI from the first day of the financial year to the end of the quarter?

Chart 2: TEI - Group clients seen (YTD)

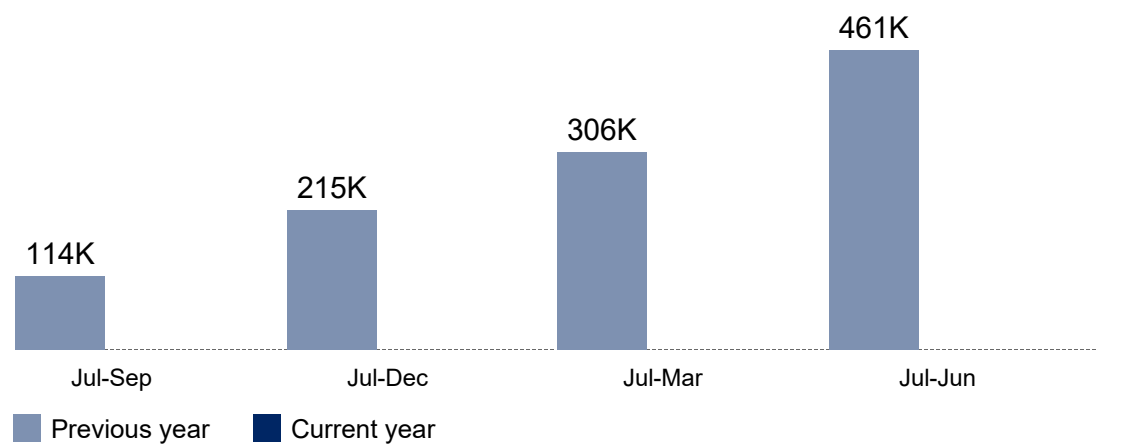
There were approximately **978K** group clients who received TEI services from 1 July 2021 to 30 June 2022.



How many **total sessions** were delivered in TEI from the first day of the financial year to the end of the quarter?

Chart 3: TEI - Total sessions delivered (YTD)

There were approximately **461K** TEI sessions delivered from 1 July 2021 to 30 June 2022.



### Notes:

1. Data on Targeted Early Intervention (TEI) Services from the Department of Social Security (DSS) DataExchange (DEX) platform was first reported in the September 2020 Caseworker Dashboard.
2. Targeted Early Intervention (TEI) services reported in 2021-22 for YTD Q1, YTD Q2 and YTD Q3 were preliminary figures. Data for YTD Q4 (ie Annual results) are finalised numbers.
3. Finalised data on Targeted Early Intervention (TEI) services is available 6 monthly. Consequently from 2022-23, YTD Q1 data will be reported at the same time that YTD Q2 data is reported. Similarly YTD Q3 data will be reported at the same time that YTD Q4 data are reported.
4. TEI data for 2020-21 can be accessed [here](#).

View [Caseworker Dashboard](#)



Quarter to display

[Text Version](#)

[Child Protection quarterly dashboard prior 2022-23](#)

Early Intervention

Child Protection - Children and young people

OOHC - Keeping children and young people safe

OOHC - Stable and nurturing environments

## Child and young person concern reports



**Child and young person concern reports** received from reporter agencies and how these reports were classified

A total of **98,905** child and young person concern reports were received in the July to September 2022 quarter. Of these concern reports reported in the quarter,

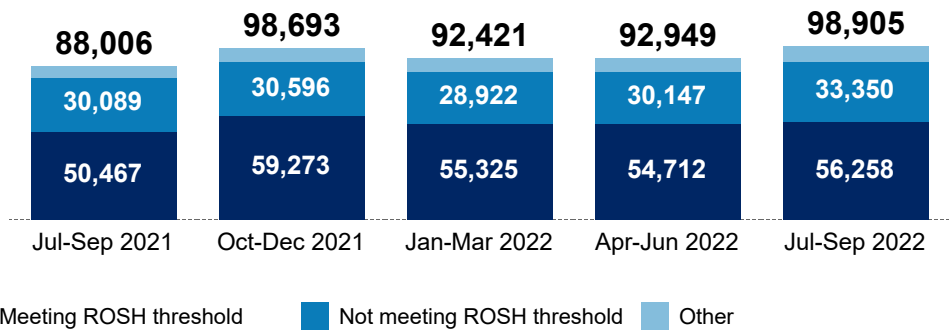
- **56.9%** met the risk of significant harm (ROSH) threshold,
- **33.7%** were assessed as not meeting the ROSH threshold, and
- **9.4%** were classified as other.

Reporter Agency  
All

Reporter Type  
All

Helpline Assessment Outcome  
All

Chart 1: Child and young person **concern reports**



What were the **primary Helpline assessed issues** reported from **mandatory reporter** agencies?

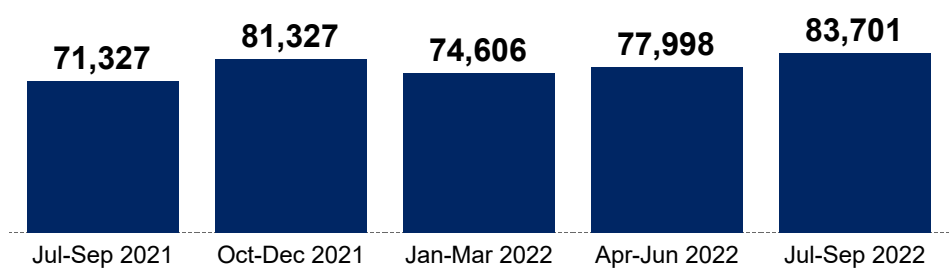
The **DCJ Child Protection Helpline** received **83,701** child and young person concern reports in the July to September 2022 quarter.

Reporter Agency  
All

Reporter Type  
All

Primary Helpline Assessed Issue  
All

Chart 2: Child and young person **concern reports** from mandatory reporters



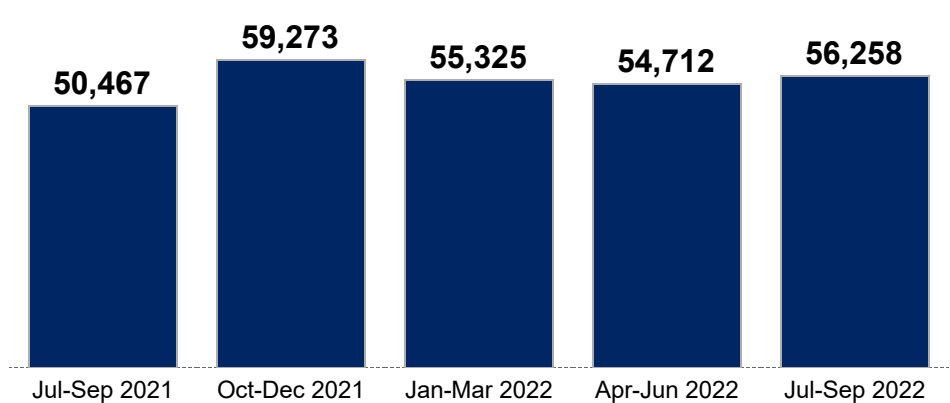
Assessment of child and young person concern reports to determine if they meet the **statutory ROSH threshold**

There were **56,258** ROSH reports in the July to September 2022 quarter. This is equivalent to an increase of **2.8%** from the previous quarter.

Compared with the same quarter last year of **50,467**, this represents a growth of **11.5%**.

Primary Helpline Assessed Issue  
All

Chart 3: **ROSH reports** by primary Helpline assessed issue



Determining a response time for **ROSH reports** from mandatory and non-mandatory reporters

Of the 56,258 ROSH reports reported to the DCJ Child Protection Helpline in this quarter,

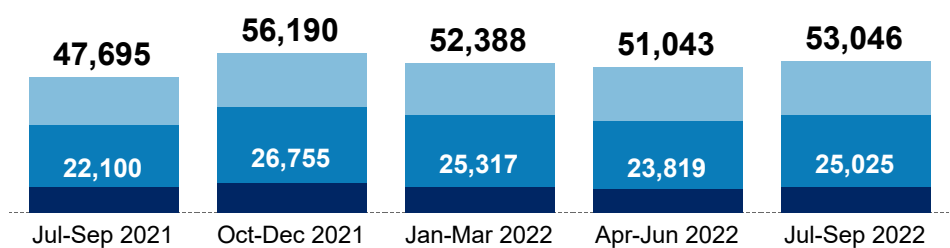
**9,070** reports were classified as requiring a response in 24 hours  
**25,025** reports were classified as requiring a response in 72 hours  
**18,951** reports were classified as requiring a response in 10 days.

Reporter Agency  
All

Reporter Type  
All

Response Priority\*  
All

Chart 4: **ROSH reports** by response priority\*



\* This excludes other/NA response priorities.

■ < 10 days ■ < 72 hours ■ < 24 hours



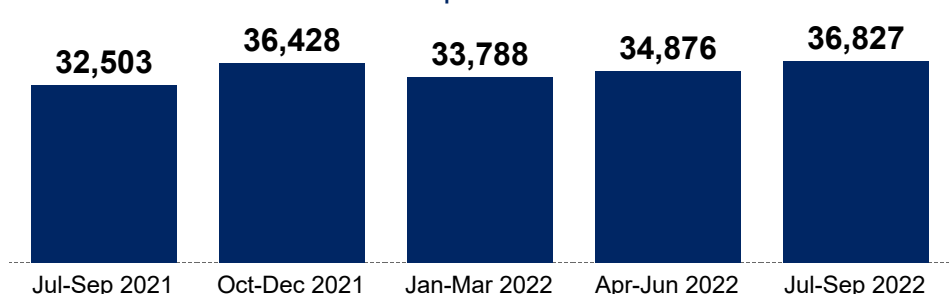
Child and young person **contacts** by mandatory reporters to the DCJ Child Protection Helpline

The **DCJ Child Protection Helpline** received **36,827** child and young person contacts in the July to September 2022 quarter. This represents an increase of **5.6%** or **1,951** contacts, when compared with the previous quarter. Compared with the same quarter last year of **32,503**, this is an increase of **13.3%** or **4,324** contacts.

Reporter Agency  
All

Reporter Type  
All

Chart 5: Child and young person concern **contacts** by mandatory reporters



**Notes:**

1. Data for non-Aboriginal children and young people also include children and young people with the Aboriginality status of **Not Stated**.
2. Small numbers (e.g., <5) have been suppressed to protect privacy and avoid client identification.
3. NP: Not published.

View [Caseworker Dashboard](#)



# DCJ Quarterly Statistical Report on Services for Children and Young People - July-September 2022



Quarter to display

[Text Version](#)

[Child Protection quarterly dashboard prior 2022-23](#)

Early Intervention

Child Protection - Reports

OOHC - Keeping children and young people safe

OOHC - Stable and nurturing environments

## Children and young people involved in concern reports

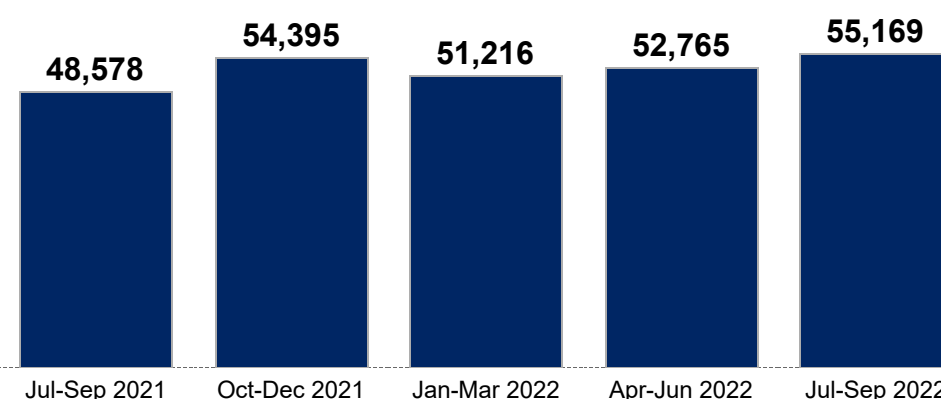


How many **children and young people** were involved in child and young person **concern reports** during the quarter?

There were **55,169** children and young people involved in concern reports in the July to September 2022 quarter, an increase of **4.6%** from the previous quarter.

When compared with the same quarter in the previous year of **48,578**, this is an increase of **13.6%**.

Chart 1: **Children and young people** involved in concern reports



How many **children and young people** were involved in **ROSH reports** during the quarter?

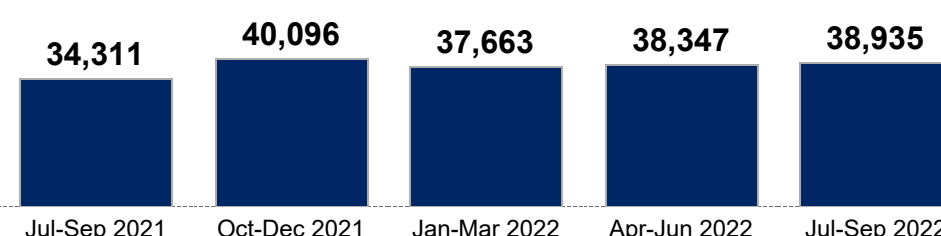
A total of **38,935** children and young people involved in ROSH reports in NSW in the July to September 2022 quarter. This represents a rise of **1.5%** from the previous quarter.

When compared with the same quarter in the previous year of **34,311**, this is an increase of **13.5%** or **4,624** children and young people.

Aboriginality  
All

District  
All

Chart 2: **Children and young people** involved in ROSH reports<sup>2</sup> during the quarter



How many **children and young people** were seen by a DCJ caseworker during the quarter?

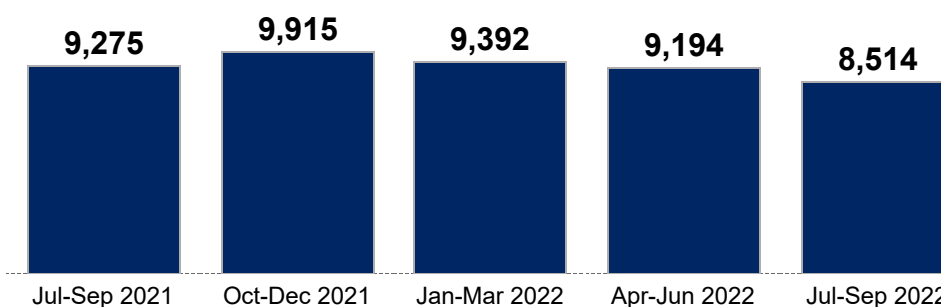
A total of **8,514** children and young people were seen by a DCJ caseworker in NSW in the July to September 2022 quarter. This translates to a decline of **7.4%** from the previous quarter.

When compared with the same quarter in the previous year of **9,275**, this is a decrease of **8.2%** or **761** children and young people.

Aboriginality  
All

District  
All

Chart 3: **Children and young people** seen<sup>3</sup> during the quarter



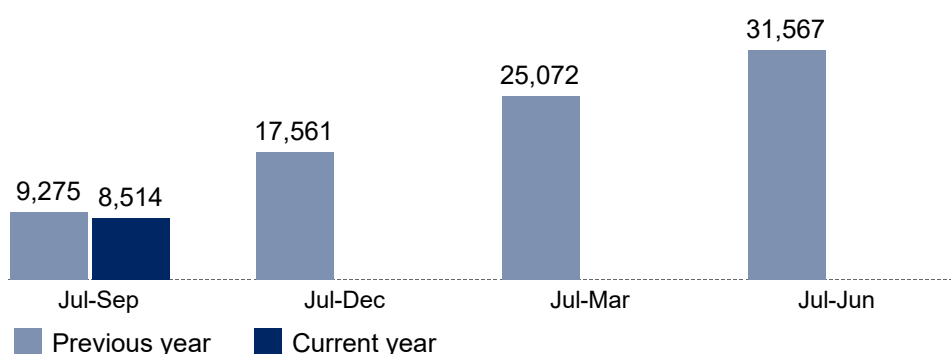
How many **children and young people** were seen by a DCJ caseworker from the first day of the financial year to the end of the quarter?

A total of **8,514** children and young people were seen by a DCJ caseworker from 1 July 2022 to 30 September 2022.

When compared with the same period in the previous year of **9,275** children and young people, this is a decrease of **761** children and young people were seen by a DCJ caseworker.

Aboriginality  
All

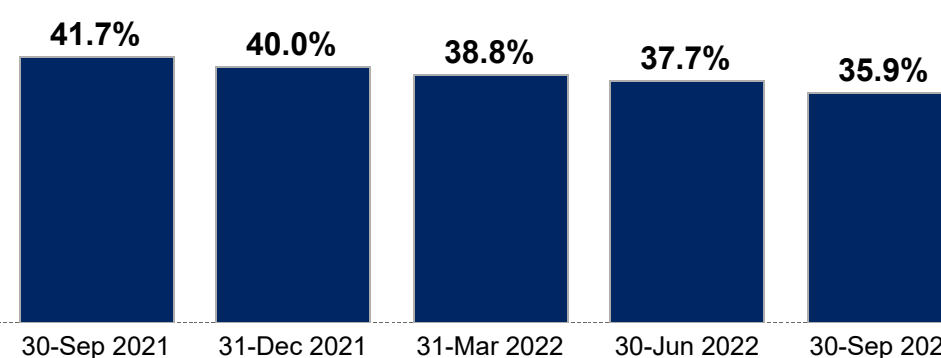
Chart 4: **Children and young people** seen YTD



What is the percentage of children and young people re-reported at ROSH within 12 months of case plan closure **by the end of the quarter**<sup>4</sup>?

By 30 September 2022, **35.9%** of children and young people were re-reported at ROSH within 12 months of case plan closure (Target 32.3% by June 2023).

Chart 5: **Children and young people** re-reported within 12 months of case plan closure by the end of the quarter<sup>4</sup>



### Notes:

1. Data for non-Aboriginal children and young people also include children and young people with the Aboriginality status of **Not Stated**.
2. Prior to 2022-23, District in the **Children and young people involved in ROSH report** measure refers to the District associated with the first ROSH report in the quarter. From Q1 2022-23, it is updated for the sub-cohort of children seen to align with the Children seen measure, those District refers to the District associated with the **first** safety/alternate assessment submitted and then **first** ROSH report in the quarter.
3. District in the **Children seen** measure refers to District associated with the **first** safety/alternate assessment submitted.
4. Based on the cohort of children who had closed cases during the 12 month period with case closure reasons of either (i) *case plan goal achieved* OR (ii) *no further intervention required*. These children are followed up for 12 months following care closure to determine what proportion are reported within that 12 month follow up period ending the last day of the reported quarter.
5. Small numbers (e.g., <5) have been suppressed to protect privacy and avoid client identification.
6. NP: Not published.

View [Caseworker Dashboard](#)





# DCJ Quarterly Statistical Report on Services for Children and Young People - July-September 2022



Quarter to display

[Text Version](#)

[Child Protection quarterly dashboard prior 2022-23](#)

Early Intervention

Child Protection - Reports

Child Protection - Children and young people

OOHC - Stable and nurturing environments

## Keeping children and young people safe

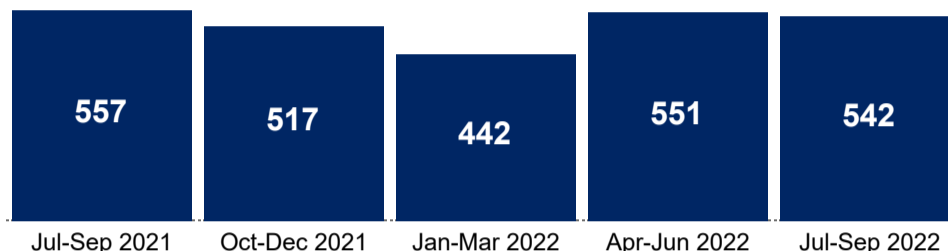
### Children and young people entering care during the quarter

A total of **542** children and young people entered OOHC in the July to September 2022 quarter. This represents a reduction of **1.6%** or **9** children and young people, when compared with the previous quarter.

When compared with the same quarter last year of **557** children and young people entering care, this is a decrease of **2.7%** or **15** children and young people.

Age at entry  
All

Chart 1: Children and young people entering OOHC<sup>4</sup> by age at entry



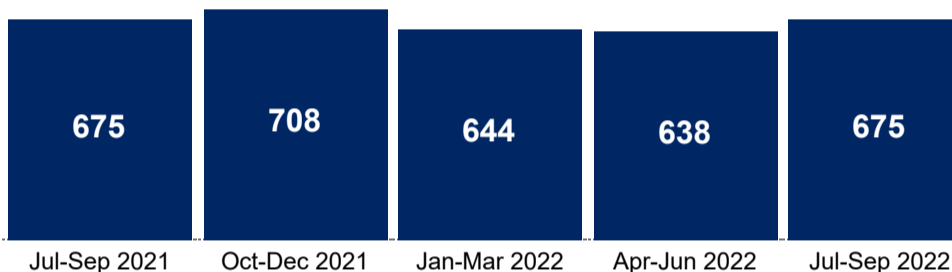
### How many children and young people exited OOHC during the quarter?

There were **675** children and young people exiting OOHC in the July to September 2022 quarter. This is an increase of **5.8%** or **37** children and young people from the previous quarter.

Compared with the same quarter last year of **675** children and young people exiting OOHC, this is the same as the result of the same quarter last year.

Age at exit  
All

Chart 2: Children and young people exiting OOHC<sup>4</sup> by age at exit



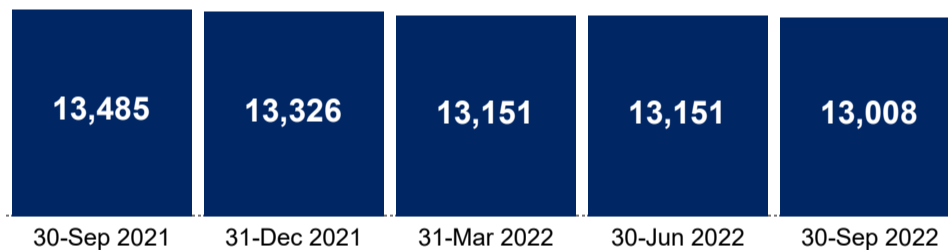
### Children and young people in need of care and protection by case management responsibility

There were **13,008** children and young people in statutory OOHC at 30 September 2022. Of these 13,008 children, **45.0%** or **5,856** were Aboriginal children and young people.

Aboriginality  
All

Case management responsibility  
All

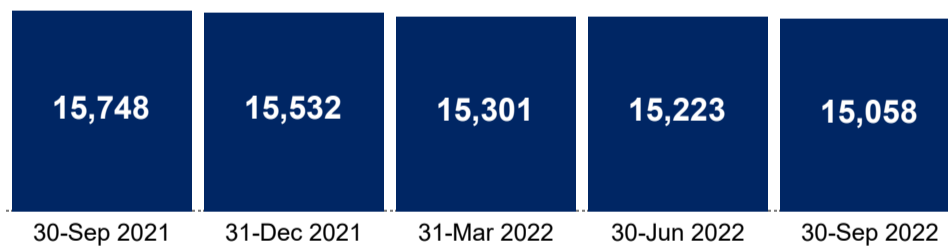
Chart 3: Children and young people in statutory OOHC<sup>4</sup> by Aboriginality and case management responsibility at quarter end



### Placement of children and young people in need of care and protection

Placement Type  
All

Chart 4: Children and young people in OOHC<sup>4</sup> by placement type at quarter end



#### Notes:

1. Data for non-Aboriginal children and young people also include children and young people with the Aboriginality status of **Not Stated**.
2. Small numbers (e.g., <5) have been suppressed to protect privacy and avoid client identification.
3. NP: Not published.
4. [View definitions of specific forms of out-of-home care.](#)

View [Caseworker Dashboard](#)



# DCJ Quarterly Statistical Report on Services for Children and Young People - July-September 2022



Quarter to display

[Text Version](#)

[Child Protection quarterly dashboard prior 2022-23](#)

Early Intervention

Child Protection - Reports

Child Protection - Children and young people

OOHC - Keeping children and young people safe

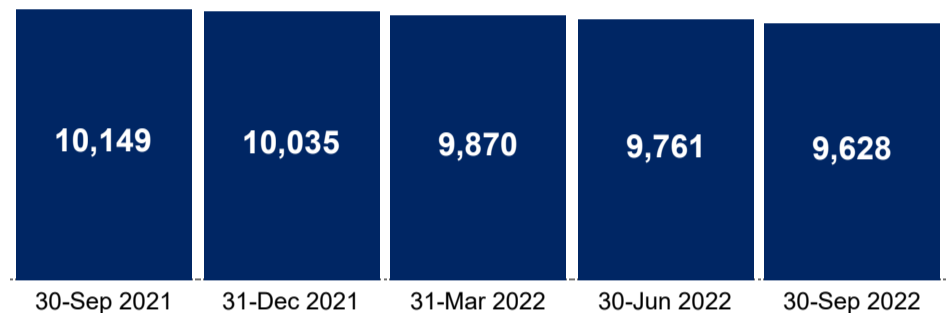
## Stable and nurturing environments for children and young people

### Better placements and matching for children and young people in care

At 30 September 2022, there were **9,628** children and young people in OOHC with fewer than three placements.

This is equivalent to a decrease of **1.4%** or **133** children and young people from the end of the previous quarter.

Chart 1: Children and young people in OOHC<sup>4</sup> with fewer than three placements at quarter end



### Alternate permanent placement solutions for children and young people in need of care and protection

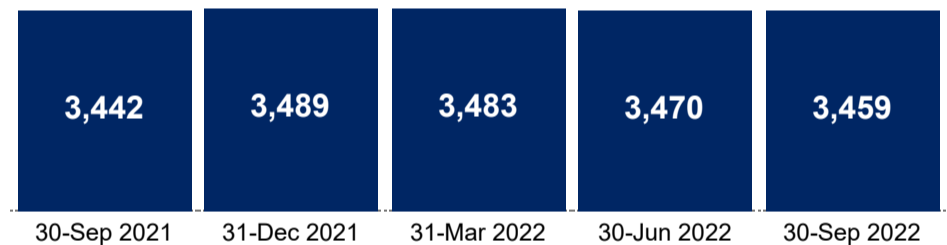
A total of **3,459** children and young people were on Guardianship Orders at 30 September 2022.

This is similar to the result of the previous quarter.

Age group  
All

Aboriginality  
All children and young people

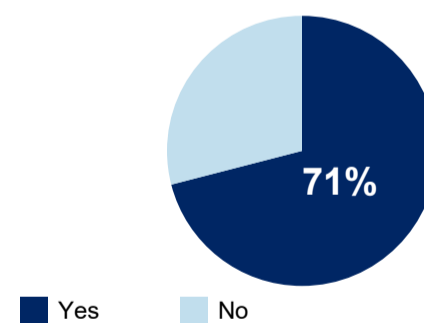
Chart 2: Number of children and young people on Guardianship Orders by Aboriginality and age group



### Placement of Aboriginal children and young people with extended family

At 30 September 2022, **71%** of Aboriginal children and young people in care were placed with an Aboriginal or non-Aboriginal relative or an Aboriginal carer.

Chart 3: Aboriginal children and young people in OOHC<sup>4</sup> placed with a relative or an Aboriginal carer - 30 September 2022



#### Notes:

1. Data for non-Aboriginal children and young people also include children and young people with the Aboriginality status of **Not Stated**.
2. Small numbers (e.g., <5) have been suppressed to protect privacy and avoid client identification.
3. NP: Not published.
4. [View definitions of specific forms of out-of-home care.](#)

[View Caseworker Dashboard](#)