



ANNEXURES

CIVIL CASELOAD

	Registered			Disposed			Pending ¹		
	2004	2005	2006	2004	2005	2006	2004	2005	2006
Sydney CML²	4,570	4,115	3,957	5,262	4,056	3,823	5,193	5,229	4,613
Residual Jurisdiction³	514	470	388	684	566	471	417	321	238
Parramatta	245	194	175	327	255	177	251	188	186
Penrith	34	49	64	61	53	51	51	47	60
Liverpool	23	31	33	34	23	19	9	17	31
Campbelltown	17	19	7	34	33	10	21	7	4
Sydney West	319	293	279	456	364	257	332	259	281
Newcastle	310	369	317	433	275	294	475	569	401
Gosford	64	54	56	71	56	79	96	94	71
Wollongong	189	195	110	289	199	283	312	317	144
Major Country	563	618	483	793	530	656	883	980	616
Albury	52	47	47	67	56	58	85	75	58
Armidale	18	20	9	22	19	18	29	32	23
Bathurst	22	18	25	23	29	25	31	20	20
Bega	9	11	16	25	16	11	14	9	14
Broken Hill	4	6	5	20	7	8	13	12	8
Coffs Harbour	66	42	75	64	72	61	74	46	60
Dubbo	39	30	20	72	56	29	74	45	36
Forbes	6	2	-	23	7	-	5	0	0
Goulburn	4	-	-	20	-	-	0	-	-
Grafton	6	-	-	39	-	-	0	-	-
Griffith	28	23	21	30	36	26	61	48	43
Lismore	155	123	129	181	156	129	144	111	116
Lithgow	16	9	14	27	20	11	24	13	16
Maitland	58	42	27	79	73	48	76	55	34
Moree	-	-	-	-	-	-	-	-	-
Nowra	25	14	16	37	34	11	26	6	11
Orange	63	37	21	46	54	30	94	59	55
Port Macquarie	53	40	33	51	57	49	101	84	68
Queanbeyan	34	29	34	40	25	38	26	30	26
Tamworth	30	29	28	35	32	30	36	37	35
Taree	46	50	58	69	57	66	87	80	72
Wagga Wagga	89	61	84	140	83	72	134	112	124
Other Venues	823	633	662	1,110	889	720	1,134	874	819
NSW Total	6,789	6,129	5,769	8,305	6,405	5,927	7,959	7,663	6,567

1. Pending figures are adjusted as a result of stocktakes etc. undertaken during the course of the year and may not always equate with registration and disposition figures

2. CML - Matters in the Case Managed List

3. RJ - Residual Jurisdiction

CIVIL DISPOSAL TIMES

	Median Delay (mths)			%age of Cases Disposed Within						%age Pending* within 18 mths		
				12 mths			24 mths			2004	2005	2006
	2004	2005	2006	2004	2005	2006	2004	2005	2006			
Sydney	14.2	12	10.8	43%	50%	55%	72%	79%	83%	20%	16%	16%
Parramatta	10.8	10.6	10.6	59%	61%	54%	88%	89%	88%	15%	20%	25%
Penrith	10.9	10.5	8.7	51%	56%	73%	84%	89%	88%	26%	26%	25%
Liverpool	7.4	3.2	7.1	91%	92%	100%	97%	96%	100%	0%	0%	0%
Campbelltown	9.1	10.4	5.5	72%	67%	88%	97%	93%	100%	15%	40%	67%
Sydney West	10.1	9.8	10.6	61%	64%	60%	89%	92%	89%	16%	20%	22%
Newcastle	13.9	12.5	12.6	43%	47%	46%	75%	78%	81%	20%	14%	18%
Gosford	11.7	13.6	14.0	54%	40%	42%	84%	75%	86%	18%	16%	12%
Wollongong	23	13.6	13.3	24%	40%	40%	52%	75%	74%	40%	26%	22%
Major Country	15.9	14.2	13.2	37%	40%	43%	67%	72%	78%	31%	23%	18%
Albury	17.3	13.7	14.2	38%	41%	41%	60%	77%	70%	22%	29%	16%
Armidale	17.8	13	15.5	29%	41%	44%	71%	86%	63%	41%	33%	30%
Bathurst	21.2	18.4	9.8	18%	26%	60%	68%	74%	96%	33%	10%	6%
Batemans Bay	-	-	-	-	-	-	-	-	-	-	-	-
Bega	13.5	12.3	12.9	29%	50%	45%	88%	92%	73%	14%	22%	14%
Broken Hill	35.2	32.3	19.1	10%	14%	33%	29%	43%	78%	33%	40%	33%
Coffs Harbour	12.2	12.7	8.6	43%	49%	59%	78%	87%	84%	20%	32%	9%
Dubbo	20.2	19.9	15.6	19%	24%	31%	65%	67%	79%	25%	22%	42%
Goulburn	17	-	-	31%	-	-	69%	-	-	0%	-	-
Grafton	8.3	-	-	68%	-	-	84%	-	-	0%	-	-
Griffith	28.1	26.2	20.9	12%	21%	23%	31%	48%	65%	41%	35%	36%
Lismore	12.3	12.2	11.9	49%	48%	50%	84%	80%	77%	31%	34%	7%
Lithgow	15	11.5	16.3	35%	50%	25%	70%	88%	75%	24%	31%	42%
Maitland	13	14.5	11.3	41%	40%	52%	81%	87%	84%	77%	22%	3%
Moree	-	-	-	-	-	-	-	-	-	-	-	-
Nowra	10	13	11.4	63%	44%	67%	90%	71%	92%	0%	0%	0%
Orange	15.9	13.2	16.2	39%	42%	38%	75%	71%	69%	28%	40%	50%
Port Macquarie	18.3	19.3	18.3	30%	24%	27%	83%	71%	73%	26%	41%	36%
Queanbeyan	12.9	20	10.4	49%	24%	53%	71%	64%	89%	38%	11%	29%
Tamworth	18	16.2	14.0	33%	35%	38%	74%	74%	79%	25%	29%	12%
Taree	14.6	14.8	12.4	43%	43%	49%	71%	76%	88%	21%	15%	19%
Wagga Wagga	20.1	21.2	14.5	27%	27%	40%	64%	59%	71%	33%	26%	16%
Other Venues	15.1	15.2	13.4	38%	48%	45%	73%	75%	78%	31%	29%	16%
NSW Total	14.2	12.4	11.5	43%	49%	53%	72%	79%	82%	21%	17%	16%

* Pending figures are taken as at 31 December

CRIMINAL CASELOAD

TRIALS

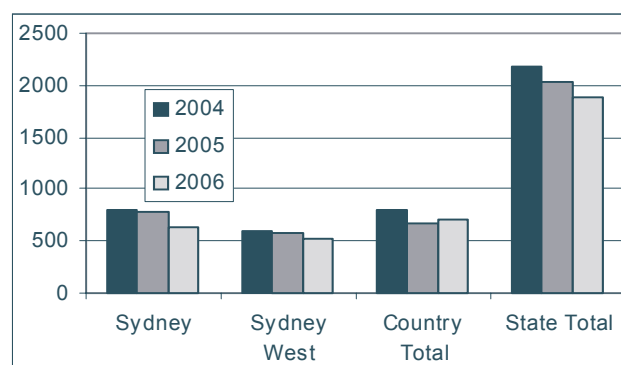
Registered

	2004	2005	2006	05/06 Variant
Sydney	905	638	599	-6%
Sydney West	560	553	535	-3%
Newcastle	310	243	253	4%
Wollongong	164	131	120	-8%
Lismore	141	121	131	8%
Dubbo	127	112	115	3%
Wagga Wagga	72	71	69	-3%
Country Total	814	678	688	1%
State Total	2,279	1,869	1,822	-3%



Finalised

	2004	2005	2006	05/06 Variant
Sydney	801	780	639	-18%
Sydney West	590	580	527	-9%
Newcastle	306	227	264	16%
Wollongong	145	129	143	11%
Lismore	149	132	123	-7%
Dubbo	139	120	114	-5%
Wagga Wagga	59	70	71	1%
Country Total	798	678	715	5%
State Total	2,189	2,038	1,881	-8%



Pending

	2004	2005	2006	05/06 Variant
Sydney	499	379	339	-11%
Sydney West	313	287	295	3%
Newcastle	146	155	144	-7%
Wollongong	105	96	73	-24%
Lismore	74	61	69	13%
Dubbo	81	71	72	1%
Wagga Wagga	36	37	35	-5%
Country Total	442	420	393	-6%
State Total	1,254	1,086	1,027	-5%



Footnote: The above figures do not include changes of venue

CRIMINAL CASELOAD

SENTENCES

Registered

	2004	2005	2006	05/06 Variant
Sydney	641	573	476	-17%
Sydney West	346	363	419	15%
Newcastle	182	184	230	25%
Wollongong	114	116	116	0%
Lismore	54	79	88	11%
Dubbo	98	61	55	-10%
Wagga Wagga	48	26	64	146%
Country Total	496	466	553	19%
State Total	1,483	1,402	1,448	3%



Finalised

	2004	2005	2006	05/06 Variant
Sydney	600	591	506	-14%
Sydney West	350	344	421	22%
Newcastle	184	157	222	41%
Wollongong	89	128	122	-5%
Lismore	45	71	93	31%
Dubbo	83	81	47	-42%
Wagga Wagga	42	30	53	77%
Country Total	443	467	537	15%
State Total	1,393	1,402	1,464	4%



Pending

	2004	2005	2006	05/06 Variant
Sydney	239	221	191	-14%
Sydney West	137	156	154	-1%
Newcastle	57	84	92	10%
Wollongong	56	44	38	-14%
Lismore	23	31	26	-16%
Dubbo	38	18	26	44%
Wagga Wagga	16	12	23	92%
Country Total	190	189	205	8%
State Total	566	566	550	-3%



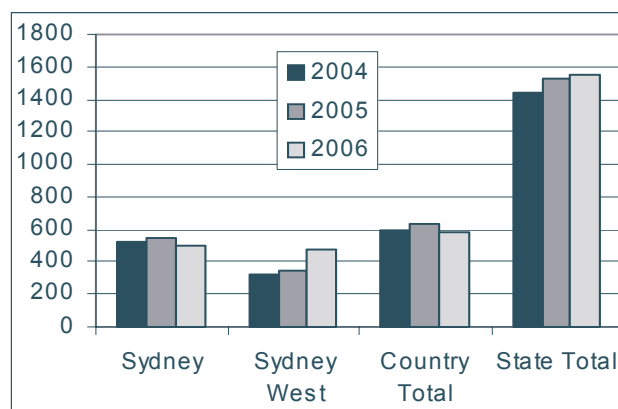
Footnote: The above figures do not include changes of venue

CRIMINAL CASELOAD

ALL GROUNDS APPEALS

Registered

	2004	2005	2006	05/06 Variant
Sydney	528	547	495	-10%
Sydney West	318	344	476	38%
Newcastle	200	223	194	-13%
Wollongong	117	132	136	3%
Lismore	127	128	132	3%
Dubbo	77	98	77	-21%
Wagga Wagga	71	50	45	-10%
Country Total	592	631	584	-7%
State Total	1,438	1,522	1,555	2%



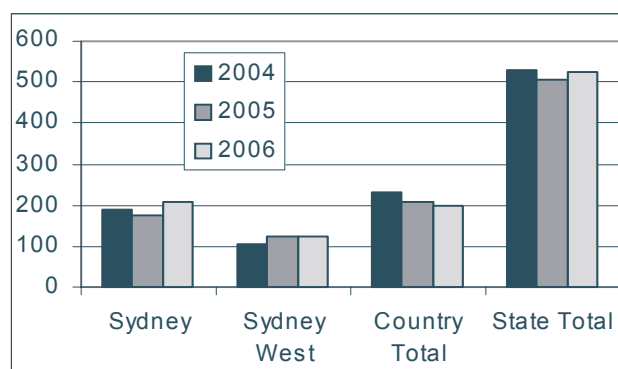
Finalised

	2004	2005	2006	05/06 Variant
Sydney	419	561	466	-17%
Sydney West	349	327	476	46%
Newcastle	195	233	200	-14%
Wollongong	117	151	134	-11%
Lismore	123	121	130	7%
Dubbo	93	93	81	-13%
Wagga Wagga	74	58	49	-16%
Country Total	602	656	594	-9%
State Total	1,370	1,544	1,536	-1%



Pending

	2004	2005	2006	05/06 Variant
Sydney	191	177	206	16%
Sydney West	105	122	122	0%
Newcastle	80	70	64	-9%
Wollongong	58	39	41	5%
Lismore	41	48	50	4%
Dubbo	26	31	27	-13%
Wagga Wagga	28	20	16	-20%
Country Total	233	208	198	-5%
State Total	529	507	526	4%



Footnote: The above figures do not include changes of venue

CRIMINAL CASELOAD

SENTENCE APPEALS

Registered

	2004	2005	2006	05/06 Variant
Sydney	1,381	1,448	1,293	-11%
Sydney West	1,359	1,496	1,594	7%
Newcastle	881	869	940	8%
Wollongong	341	359	390	9%
Lismore	350	341	423	24%
Dubbo	366	360	372	3%
Wagga Wagga	230	219	200	-9%
Country Total	2,168	2,148	2,325	8%
State Total	4,908	5,092	5,212	2%



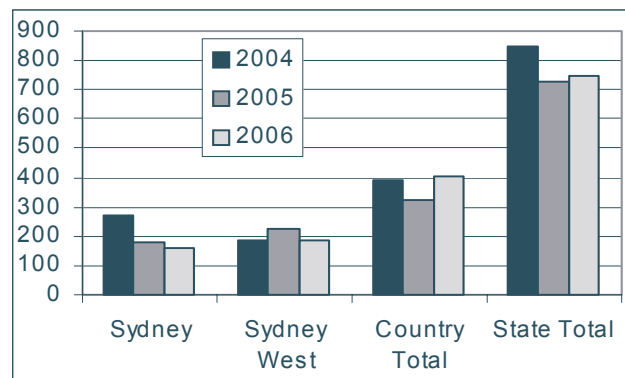
Finalised

	2004	2005	2006	05/06 Variant
Sydney	1,169	1,540	1,315	-15%
Sydney West	1,380	1,459	1,630	12%
Newcastle	832	886	881	-1%
Wollongong	314	402	385	-4%
Lismore	367	342	402	18%
Dubbo	375	347	384	11%
Wagga Wagga	203	234	194	-17%
Country Total	2,091	2,211	2,246	2%
State Total	4,640	5,210	5,191	0%



Pending

	2004	2005	2006	05/06 Variant
Sydney	271	179	157	-12%
Sydney West	187	224	188	-16%
Newcastle	143	126	185	47%
Wollongong	80	37	42	14%
Lismore	53	52	73	40%
Dubbo	53	66	54	-18%
Wagga Wagga	60	45	51	13%
Country Total	389	326	405	24%
State Total	847	729	750	3%



Footnote: The above figures do not include changes of venue

COMPLIANCE WITH CRIMINAL TIME STANDARDS

TRIALS - REGISTERED

Accused Custody

	Percentage of Cases Disposed Within											
	4 months			6 months			12 months			>12 months		
	2004	2005	2006	2004	2005	2006	2004	2005	2006	2004	2005	2006
Sydney	55%	35%	34%	74%	62%	57%	93%	91%	86%	7%	9%	14%
Sydney West	47%	45%	45%	74%	65%	66%	97%	91%	94%	3%	9%	6%
Newcastle	55%	60%	56%	80%	81%	81%	98%	96%	91%	2%	4%	9%
Wollongong	42%	43%	24%	71%	71%	43%	96%	89%	89%	4%	11%	11%
Lismore	38%	41%	42%	75%	66%	69%	98%	98%	97%	2%	2%	3%
Dubbo	62%	45%	55%	82%	79%	74%	100%	95%	100%	0%	5%	0%
Wagga Wagga	67%	48%	52%	80%	84%	72%	100%	96%	96%	0%	4%	4%
Country Total	51%	50%	47%	78%	77%	71%	98%	95%	94%	2%	5%	6%
State Total	51%	42%	41%	75%	67%	63%	96%	92%	91%	4%	8%	9%

Accused on Bail

	Percentage of Cases Disposed Within											
	4 months			6 months			12 months			>12 months		
	2004	2005	2006	2004	2005	2006	2004	2005	2006	2004	2005	2006
Sydney	41%	25%	22%	66%	48%	43%	89%	78%	81%	11%	22%	19%
Sydney West	28%	28%	31%	52%	50%	52%	84%	84%	84%	16%	16%	16%
Newcastle	27%	28%	26%	52%	46%	47%	88%	77%	80%	12%	23%	20%
Wollongong	21%	22%	21%	48%	37%	39%	78%	74%	71%	22%	26%	29%
Lismore	19%	31%	29%	48%	56%	49%	90%	81%	84%	10%	19%	16%
Dubbo	18%	18%	14%	34%	36%	34%	68%	66%	79%	32%	34%	21%
Wagga Wagga	44%	28%	15%	56%	48%	58%	98%	93%	92%	2%	7%	8%
Country Total	24%	26%	23%	48%	44%	44%	84%	77%	79%	16%	23%	21%
State Total	31%	26%	24%	55%	47%	46%	86%	79%	81%	14%	21%	19%

All Trials

	Percentage of Cases Disposed Within											
	4 months			6 months			12 months			>12 months		
	2004	2005	2006	2004	2005	2006	2004	2005	2006	2004	2005	2006
Sydney	47%	30%	27%	69%	54%	48%	91%	84%	83%	9%	16%	17%
Sydney West	35%	35%	37%	60%	57%	57%	89%	87%	88%	11%	13%	12%
Newcastle	36%	39%	36%	61%	58%	58%	91%	84%	84%	9%	16%	16%
Wollongong	28%	27%	22%	56%	46%	40%	84%	78%	75%	16%	22%	25%
Lismore	26%	34%	33%	58%	59%	55%	93%	86%	88%	7%	14%	12%
Dubbo	30%	26%	27%	47%	50%	47%	77%	75%	85%	23%	25%	15%
Wagga Wagga	50%	35%	29%	62%	61%	63%	98%	94%	94%	2%	6%	6%
Country Total	33%	33%	31%	57%	55%	53%	88%	83%	84%	12%	17%	16%
State Total	39%	32%	31%	62%	55%	52%	89%	84%	85%	11%	16%	15%

COMPLIANCE WITH CRIMINAL TIME STANDARDS

TRIALS - VERDICTS

Accused in Custody

	Percentage of Cases Disposed Within											
	4 months			6 months			12 months			>12 months		
	2004	2005	2006	2004	2005	2006	2004	2005	2006	2004	2005	2006
Sydney	38%	23%	21%	66%	51%	40%	95%	90%	76%	5%	10%	24%
Sydney West	26%	24%	42%	51%	53%	56%	92%	88%	93%	8%	12%	7%
Newcastle	0%	31%	54%	46%	69%	23%	92%	88%	100%	8%	13%	0%
Wollongong	33%	22%	40%	67%	67%	40%	100%	78%	100%	0%	22%	0%
Lismore	0%	38%	0%	71%	38%	60%	100%	100%	100%	0%	0%	0%
Dubbo	22%	20%	44%	56%	60%	56%	100%	60%	100%	0%	40%	0%
Wagga Wagga	100%	50%	100%	100%	100%	100%	100%	100%	100%	0%	0%	0%
Country Total	14%	30%	42%	58%	63%	42%	97%	85%	100%	3%	15%	0%
State Total	19%	25%	31%	55%	54%	45%	94%	88%	86%	6%	12%	14%

Accused on Bail

	Percentage of Cases Disposed Within											
	4 months			6 months			12 months			>12 months		
	2004	2005	2006	2004	2005	2006	2004	2005	2006	2004	2005	2006
Sydney	30%	13%	13%	58%	41%	32%	83%	70%	75%	17%	30%	25%
Sydney West	12%	9%	22%	46%	31%	45%	77%	70%	77%	23%	30%	23%
Newcastle	3%	13%	10%	24%	25%	31%	85%	69%	77%	15%	31%	23%
Wollongong	6%	15%	13%	38%	40%	23%	68%	70%	59%	32%	30%	41%
Lismore	19%	16%	10%	43%	42%	38%	86%	74%	81%	14%	26%	19%
Dubbo	7%	17%	31%	22%	30%	54%	56%	52%	85%	44%	48%	15%
Wagga Wagga	18%	30%	14%	45%	30%	14%	91%	80%	86%	9%	20%	14%
Country Total	8%	16%	13%	31%	32%	31%	76%	68%	73%	24%	33%	27%
State Total	17%	13%	15%	45%	35%	34%	79%	69%	75%	21%	31%	25%

All Trials

	Percentage of Cases Disposed Within											
	4 months			6 months			12 months			>12 months		
	2004	2005	2006	2004	2005	2006	2004	2005	2006	2004	2005	2006
Sydney	33%	17%	16%	61%	45%	35%	88%	78%	75%	12%	22%	25%
Sydney West	16%	15%	30%	48%	39%	49%	81%	77%	84%	19%	23%	16%
Newcastle	3%	17%	20%	28%	36%	30%	86%	73%	82%	14%	27%	18%
Wollongong	10%	17%	16%	43%	48%	25%	73%	72%	64%	28%	28%	36%
Lismore	14%	22%	8%	50%	41%	42%	89%	81%	85%	11%	19%	15%
Dubbo	11%	18%	36%	31%	36%	55%	67%	54%	91%	33%	46%	9%
Wagga Wagga	25%	33%	25%	50%	42%	25%	92%	83%	87%	8%	17%	13%
Country Total	9%	19%	19%	36%	39%	34%	80%	72%	79%	20%	28%	21%
State Total	17%	17%	20%	47%	42%	38%	83%	76%	78%	17%	24%	22%

COMPLIANCE WITH CRIMINAL TIME STANDARDS

APPEALS

All Grounds Appeals

	Percentage of Cases Disposed Within											
	4 months			6 months			12 months			>12 months		
	2004	2005	2006	2004	2005	2006	2004	2005	2006	2004	2005	2006
Sydney	49%	53%	38%	80%	81%	72%	97%	97%	98%	3%	3%	2%
Sydney West	50%	61%	66%	73%	82%	85%	95%	97%	98%	5%	3%	2%
Newcastle	54%	51%	55%	79%	76%	75%	97%	97%	96%	3%	3%	4%
Wollongong	40%	43%	39%	65%	71%	68%	96%	96%	94%	4%	4%	6%
Lismore	44%	49%	49%	72%	78%	81%	98%	98%	98%	2%	2%	2%
Dubbo	60%	74%	57%	82%	88%	76%	98%	97%	99%	2%	3%	1%
Wagga Wagga	46%	61%	43%	71%	83%	78%	97%	98%	92%	3%	2%	8%
Country Total	50%	55%	49%	75%	79%	75%	97%	97%	96%	3%	3%	4%
State Total	50%	56%	51%	76%	80%	77%	97%	97%	97%	3%	3%	3%

Severity Appeals

	Percentage of Cases Disposed Within								
	2 months			6 months			>6 months		
	2004	2005	2006	2004	2005	2006	2004	2005	2006
Sydney	76%	72%	74%	98%	98%	98%	2%	2%	2%
Sydney West	66%	67%	60%	95%	97%	96%	5%	3%	4%
Newcastle	56%	48%	46%	95%	94%	93%	5%	6%	7%
Wollongong	35%	34%	44%	92%	92%	92%	8%	8%	8%
Lismore	48%	48%	51%	95%	94%	96%	5%	6%	4%
Dubbo	42%	47%	44%	93%	93%	92%	7%	7%	8%
Wagga Wagga	35%	34%	34%	93%	95%	93%	7%	5%	7%
Country Total	47%	44%	45%	94%	94%	93%	6%	6%	7%
State Total	60%	59%	57%	95%	96%	95%	5%	4%	5%

SENTENCES

	Percentage of Cases Disposed Within								
	3 months			6 month			>6 months		
	2004	2005	2006	2004	2005	2006	2004	2005	2006
Sydney	44%	33%	32%	79%	74%	69%	21%	26%	31%
Sydney West	25%	30%	30%	68%	75%	75%	32%	25%	25%
Newcastle	34%	37%	34%	81%	75%	76%	19%	25%	24%
Wollongong	27%	21%	23%	77%	66%	71%	23%	34%	29%
Lismore	44%	43%	38%	86%	79%	76%	14%	21%	24%
Dubbo	50%	30%	30%	88%	75%	72%	12%	25%	28%
Wagga Wagga	57%	47%	67%	83%	80%	90%	17%	20%	10%
Country Total	39%	33%	35%	83%	74%	76%	17%	26%	24%
State Total	38%	32%	32%	78%	74%	73%	22%	26%	27%

DISTRICT COURT COMMITTEES

CHIEF JUDGE'S POLICY AND PLANNING COMMITTEE

The Honourable Justice R O Blanch, Chief Judge
(Chairman)
His Honour Judge R H Solomon
(ex officio as Chair, Criminal Court Users Committee)
His Honour Judge K V Taylor, A.M., R.F.D.
(ex officio as Chair, Resources Committee)
His Honour Judge W H Knight
(ex officio as Chair, Education Committee)
His Honour Judge A F Garling
(ex officio as Chair, Civil Court Users Committee)
Her Honour Judge A M Ainslie-Wallace
Her Honour Judge L M Ashford
His Honour Judge C J G Robison
His Honour Judge S L Walmsley, S.C.
His Honour Judge R D Ellis
His Honour Judge M C Marien, S.C.
His Honour Judge B J Knox, S.C.
His Honour Judge J L A Bennett, S.C.
His Honour Judge P L Johnstone
Mr C Smith, Director Court Services and Principal Registrar
(Secretary)

RULE COMMITTEE

The Honourable Justice R O Blanch, Chief Judge
(Chairman)
His Honour Judge Garling (Deputy Chairman)
Her Honour Judge Sidis
His Honour Judge Robison
His Honour Judge Phegan
His Honour Judge Rolfe
His Honour Judge Neilson
His Honour Judge Rein SC
Mr P Khandhar, NSW Bar Association
Mr T Stern, Law Society of NSW
Mr A Grew (Secretary)

CIVIL BUSINESS COMMITTEE

His Honour Judge Garling (Convenor)
Her Honour Judge Truss
Her Honour Judge Sidis
His Honour Judge Rolfe
His Honour Judge McLoughlin, S.C.
His Honour Judge Johnstone
Judicial Registrar McDonald
Mr V Driscoll, Insurance Council of Australia
Ms B Cassidy, Motor Accidents Authority
Mr P Deakin, QC, NSW Bar Association
Ms L King SC, NSW Bar Association
Mr A McMurrin, Law Society of NSW
Mr A Saxton, Law Society of NSW

Ms J Atkinson, Attorney General's Department
Mr S Olischlager, Attorney General's Department
Mr C Smith, Director Court Services & Principal Registrar
Ms J Dunn, Manager, Civil Case Management and
Listings, District Court

CRIMINAL BUSINESS COMMITTEE

His Honour Judge Shadbolt (Chairman)
His Honour Judge Sides Q.C.
His Honour Judge Woods Q.C.

RESOURCES COMMITTEE

His Honour Judge Taylor AM RFD (Chairman)
Her Honour Judge Ainslie-Wallace
His Honour Judge Goldring

PROFESSIONAL STANDARDS (EDUCATION) COMMITTEE

His Honour Judge Knight (Chairman)
His Honour Judge Geraghty
Her Honour Judge Sidis
Her Honour Judge Murrell, S.C.
His Honour Judge Phegan
His Honour Judge Puckeridge, Q.C.
His Honour Judge Goldring
His Honour Judge Williams
His Honour Judge Norrish, Q.C.
Her Honour Judge Gibson
His Honour Judge Nicholson, S.C.
Ms R Windeler, Education Director, Judicial Commission
Mr C Smith, Director Court Services & Principal Registrar

CRIMINAL LAW COMMITTEE

The Honourable Justice R O Blanch, Chief Judge
His Honour Judge Knight
His Honour Judge Taylor AM RFD
His Honour Judge Garling

COMPUTER COMMITTEE

Her Honour Judge Sidis (Chairperson)
His Honour Judge Sides
His Honour Judge Delaney
His Honour Judge Finnane RFD QC
Her Honour Judge J C Gibson
Mr J Mahon, Attorney General's Department
Ms J Gee, Attorney General's Department
Mr D Lane, Attorney General's Department
Mr C Smith, Director Court Services & Principal Registrar
Mr K Sims, Policy Officer District Court (Secretary)

Annexure D

DISTRICT COURT JUDGES LIBRARY COMMITTEE

His Honour Judge Knight (Convenor)
His Honour Judge Phegan
Her Honour Judge Ainslie-Wallace
Mr C Smith, Director Court Services & Principal Registrar
Mr J Hourigan (Secretary)

CRIMINAL LISTING REVIEW COMMITTEE

His Honour Judge Shadbolt (Chairman)
Mr P Barrett, Senior Crown Prosecutor
Mr P Bugden, Sydney Regional Aboriginal Legal Service
Mr C Craigie QC, Senior Public Defender
Mr R Fornito, District Court
Mr D Giddy, NSW Law Society
Ms C Giroto, Office of the Director of Public Prosecutions (NSW)
Mr J Joliffe, Office of the Director of Public Prosecutions (Commonwealth)
Mr R Kozanecki, Legal Aid Commission
Mr C Smith, Director Court Services & Principal Registrar
Ms K Traill, Bar Association of NSW
Ms J Garvey, District Court (Secretary)

JUDGES' CONDITIONS COMMITTEE

His Honour Judge Garling
His Honour Judge Taylor, A.M., R.F.D.
Her Honour Judge Sidis

JUDICIAL COMMISSION, STANDING ADVISORY COMMITTEE OF JUDICIAL EDUCATION

His Honour Judge Phegan

JUDICIAL COMMISSION, JOINT STEERING COMMITTEE WITH THE ALJA ABORIGINAL CULTURAL AWARENESS PROGRAM

His Honour Judge Norrish, Q.C.
His Honour Judge Dive

JUDICIAL COMMISSION, CRIMINAL TRIAL COURTS BENCH BOOK COMMITTEE

His Honour Judge Berman, SC

JOHN MADDISON TOWER BUILDING MANAGEMENT COMMITTEE

Mr C Smith, Director Court Services
Mr M Sands, Deputy CEO Court Services
Mr G Byles - Sheriff
Mr S Smith - AMS - Manager Facility Maintenance
Mr R Gounder - AMS - Engineering Officer
Mr R Dunlop - AMS - Building Manager
Mr B Coombs - Manager, Support Services

COURTLINK COMMITTEE

His Honour Judge Taylor, A.M., R.F.D.
His Honour Judge Williams
His Honour Judge Rolfe
His Honour Judge Hulme, S.C.
Judicial Registrar McDonald
Mr P Stark, Courtlink
Mr M Sands, District Court
Mr P Ryan, Courtlink
Ms N Ubrihien, Courtlink

District Court Of NSW
PO Box K1026 Haymarket NSW 2000
Ph: (02) 9377 5611
Fax: (02) 9377 5268
www.lawlink.nsw.gov.au/dc