



Statistical Publication

**NSW Prisoners:
30 June 1985**

Simon Eyland

**Statistical Publication No.4
1990
ISSN 0814 1215**

NSW Department of Corrective Services

Corrective Services Commission -

ISSN 0817-234X

National Library of Australia
Cataloguing in Publication Entry

Eyland, Simon J. (Simon Julian), 1955 -
New South Wales Prisoners 30 June 1985

FOREWORD

The preparation of this publication has as its roots the Correctional Administrators meeting held in Melbourne in September 1980. Throughout the development of the census since the beginning, many different representatives from each Australian State and Territory have been involved.

The data collected from eventually used in New South Wales was developed by thorough consultation with Senior Clerks present at each of our institutions. The resultant high level of accurate data obtained is a tribute to these hard-working individuals without whom this collection would not have been possible.

The delay in the production of this publication is primarily due to staff shortages and an exploration of alternative means of typesetting and printing this report. It should be noted that much of the data has already been made available through the publication entitled "Australian Prisoners 1985" produced by the Australian Institute of Criminology.

The clerical support of Mr. David Alcott in his thorough checking of draft tables as well as Mr. Alcott's expertise with the word processor is gratefully acknowledged.

The support of Sylviane Mariasson who organised the material for publication is greatly appreciated.

S. EYLAND
1990

INQUIRES: If you want to know more about these statistics, ring the Research and Statistics Division of the Department of Corrective Services on Sydney (02) 289-1557, or write to the Chief Research Officer, Department of Corrective Services, Box 31 GPO, Sydney NSW 2001.

CONTENTS

	Table	Page
Explanatory notes.....		4
Prisoner, NSW: sex by status (selected years).....	1.(a)	10
Percentage of male and female prisoners.....	1.(b)	10
Males and females as percentage of total number of prisoners.....	1.(c)	11
 PRISONERS, NSW, 30 JUNE 1985		
Summary of demographic characteristics.....	2.	12
Sex and age		
Aboriginality		
Country of birth		
Marital status at receipt		
Known prior imprisonment		
Sex and institution.....	3.	13
Sex and location of last known address.....	4.	14
Summary of custodial/criminological characteristics.....	5.	15
Legal status		
Most serious offence (major groupings)		
Type of sentence		
Sentence		
Level of court		
Whether in breach of parole.....	5.	16
Known outstanding charges		
Federal offences		
Aggregate sentence		
Legal status and most serious offence.....	6.	17
Age and marital status.....	7.	18
Trends in prisoners under sentence, NSW, selected years, most serious offence.....	8.	20
 SENTENCED PRISONERS, NSW, 30 JUNE 1985		
Sex, aggregate sentence imposed and sentence served.....	9.	21
Sex, most serious offence and sentence served.....	10.	22
Sex, age and most serious offence.....	11.	24
Sex, most serious offence and aggregate sentence imposed.....	12.	26
Sex, most serious offence and country of birth.....	13.	28
Sex, legal status and type of sentence.....	14.	30
Aboriginality, type of sentence and legal status.....	15.	31
Level of court, type of sentence and legal status.....	16.	32
Sentenced prisoners held for breach of conditions of release.....	17.	33
Most serious offence by sentence served		
(a) Held for breach of parole/licence		
(b) Returned escapees		
(c) Combined breach of parole/licence/escape		
 UNSENTENCED PRISONERS, NSW, 30 JUNE 1985:		
Most serious offence and time held.....	18.	36
Aboriginality, legal status and level of court.....	19.	38
 Graphic summaries:		
Persons held with a sentence passed (30 June 1985)		
Persons held under sentence (selected years)		
Characteristics of prisoners (30 June 1985)		
 Appendices:		
1 NSW Data collection form		
2 NSW Classification of offences		

EXPLANATORY NOTES

General Information

1. This publication contains statistics on persons held in custody in gazetted prison establishments in New South Wales at midnight on the 30th June 1985. Those prisoners sentenced to periodic detention were included in the census data only if they were present under detention on the weekend of Sunday 30th June 1985 prisoners on the Work Release II programme (under which they live at home and work at prison) were also included.
2. A New South Wales Prison Census was conducted as part of the first National Australian Prison Census for 30th June 1982. The proposal for a National Prison Census first emerged at a Correctional Administrators meeting in Melbourne in September 1980 as an offshoot from a review of correctional statistics. Preliminary technical discussions were held in December 1980 and a formal proposal went to the Ministers Conference held in New Zealand in April/May 1981. The Ministers discussed the proposed census at some length and finally agreed to the conduct of the first Australian National Prison Census.
3. The National Prison Census was co-ordinated by the Australian Institute of Criminology which has published the national data under separate cover. Further editing was completed on the New South Wales census data after it was supplied to the Australian Institute on Criminology. Consequently there may be small differences in some totals presented in this current publication when compared to the national report entitled Australian Prisoners, 1985.
4. The census data collected comprised three basic types of information:
 - i. general information on the demographic and social characteristics of the prisoners;
 - ii. information on the legal status of the prisoners, including the nature of the offence or charge(s) for which the person is in prison;
 - iii. for prisoners actually serving a sentence, details of the sentence(s) being served.

5. The Department implemented this census in 1985 by engaging the respective Senior Clerk (or Deputy Superintendent) of each prison in the extraction of the census material from prisoner records. This required those responsible for the collection of this data to study the file of each prisoner present in the prison on the 30th June 1985, and then record and code this information on the census forms supplied for this purpose.

Concept of an Episode of Imprisonment

6. The statistics relate to prisoners held in custody on 30 June 1985, in respect of their "*current episode*" of imprisonment. Basically, an episode is a continuous period in prison. In distinguishing between the current and any previous episode of imprisonment the following rules were applied:

- a: An episode was regarded as terminated by:
 - i. release of the person to freedom, including release on parole or licence where the person had not returned to prison in breach of parole or licence by the census date;
 - ii. release to a court or the police where the person is subsequently freed without having been returned to prison;
 - iii. release on bail, or a bond, or to immigration authorities;
 - iv. transfer to an institution other than a prison (eg. a psychiatric hospital); and
 - v. escape from prison, where the person had not been returned to prison by the census date.
- b: An episode was not regarded as terminated by:
 - i. a transfer between prison establishments;
 - ii. release to a court or to police where the prisoner is returned to prison within a day or so for the same offence(s);
 - iii. change in the prisoner's legal status eg. when a remand prisoner is sentenced, or when a sentenced prisoner appeals against his convicted or sentence;
 - iv. escape from prison, when the prisoner had been returned to prison by the census date;
or
 - v. release on parole or licence where the prisoner had been returned to prison in breach of parole or licence by the census date.

7. This concept of an episode differs substantially from that used in prisoner statistics published by the Australian Bureau of Statistics (ABS) for previous years. The major difference is that, in ABS statistics, an episode was regarded as terminated by:
- a: a change in the prisoner's legal status, even though the prisoner continued to be held in prison (although this was modified in cases of unsuccessful appeal) or
 - b: release on parole or licence, or escape, whether or not the prisoner subsequently returned to prison in breach of parole or licence or as a recaptured escapee

Because of these differences, care should be taken in comparing the data on offence and sentence contained in this report with that in the ABS bulletins.

Legal Status

8. For the purposes of this report, prisoners have been classified to the following six legal status categories:
- i. Unconvicted (awaiting court hearing/trial /extradition)
 - ii. Convicted but awaiting sentence
 - iii. Awaiting deportation
 - iv. Awaiting result of appeal against conviction or sentence
 - v. Under sentence - no appeal current
 - vi. Detained at the Governor's Pleasure (after being found not guilty on the grounds of insanity)

In Tables 6 and 8, these categories have been combined into the two status categories used in previously published ABS prisoner statistics, viz:

Not under sentence - comprising categories (i) to (iv) above.

Under sentence - comprising categories (v) & (vi) above.

This has been done to provide some comparability with previous years' statistics. In other tables, the two-way classification used in the National Prison Census publication is used, viz:

Unsentenced - comprising categories (i) to (iii) above.

Sentenced - comprising categories (iv) to (vi) above.

This difference between this and the ABS classification used in Tables 6 and 8 lies in the treatment of prisoners who awaiting the result of appeal against conviction or sentence. In Tables 6 and 8 these are classified as "not under sentence" while elsewhere they are classified as "sentenced".

Classification of Offences

9. For the National Prison Census, the offences for which prisoners were held at 30th June 1985 were classified according to the Draft Australian National Classification of Offences (DANCO). In the present report, however, offences have been classified according to the Second Revision of the New South Wales classification of offences and of Care and Protection Orders for Children. This Classification was developed by the NSW Offices ABS in collaboration with State authorities and has been in NSW prisons and court statistics since 1973. (see appendix 2.)
10. As a general rule, a legal charge of attempting, conspiring, or inciting to commit a crime, or aiding in the commission of, or participating as an accessory before the fact, to a crime, is classified to the offence category to which the crime so attempted, etc. is assigned. All cases of accessory after the fact to a crime are assigned to the category "Accessory after the fact".
11. While the classification has, of necessity, been abbreviated in the tables that follow, it is reproduced in full as Appendix 2 of this publication. Further description of the concepts and definitions used in the classification may be obtained from this Department or the ABS. It should be noted that the "Other" categories in the tables may include data coded to offence categories specified separately in the classification but not recorded separately in the tables (eg. data coded to 'Larceny of motor vehicle' would be included in "Other offences against property n.e.c.", in Table 6).

Determination of Most Serious Offence

12. Although a prisoner may be held in prison for a number of different offences, only the most serious offence in the current prison episode was recorded in these statistics. This was basically the offence for which the longest sentence was passed for a single count, ignoring undecided appeals. Where no sentence had been passed at 30 June 1985, or two different offences had equal sentences, the offence with the lowest (NSW) offence code number was chosen (see Appendix 2).
13. The full instructions for choosing the most serious offence are included on the Census Data Collection form used in New South Wales (see Appendix 1). Where the prisoner was serving the balance of a sentence after revocation of parole or licence, all offences and sentences in that part of the episode before release on parole or licence were considered in

choosing the most serious offence, as well as any later offences. This treatment differs from that applied in previous ABS statistics, where an offence of 'Breach of conditions or release' was taken to apply to the balance of the sentence.

Type of Sentence

14. This item relates to the aggregate sentence imposed (see below). The category "Indefinite" refers to all aggregate sentences where a maximum term is specified and a minimum term of non-parole period is also set.

Level of Court

15. This item represents the level of court of sentence, or of most recent remand in custody, for the most serious offence (see above). Appeal courts were recorded only where such courts have altered the length of sentence appropriate to the most serious offence.

Aggregate Sentence Imposed

16. This item represents the longest period that a person may be detained under sentence in the current episode. Charges pending that are likely to extend the current episode are ignored. Cumulative sentences are taken as equal to their united length. Concurrent sentences are taken as equal to one of them, or to the longer if they are of unequal length. Where sentences 'overlap', i.e. parts of the sentences are concurrent, the concurrent periods are counted only once. In the case of prisoners serving the balance of a sentence after revocation of parole or licence, the whole of the original sentence imposed was included rather than just the balance of the sentence, as in the ABS statistics.

Sentence Served

17. 'Sentence served' related to prisoners who have had a sentence passed, and has been calculated as the period elapsed between the date the (aggregate) sentence commenced and 30 June 1985. Note that, for prisoners with parole or licence revoked or recaptured escapees, the 'sentence served' as calculated for these statistics would include the time spent outside prison between release or escapes and return, and could thus overstate the actual time served towards the sentence.

18. Prisoners serving the balance of a sentence after revocation of parole or licence were separately identified in the census, and are shown separately in Table 17, classified by most serious offence and sentence served. This table therefore gives some indication of the effect of the new treatment of these prisoners on the overall statistics.

Time Held

19. 'Time held' relates to unsentenced prisoners, and has been calculated as the period elapsed between the date of first receipt into prison in respect of the current episode, and 30 June 1985. Note that some of this may have been spent as a sentenced prisoner (eg. for fine default).

TABLE 1 (a). PRISONERS, NSW; SEX BY STATUS; (SELECTED YEARS)

AT 30 JUNE	HELD NOT UNDER SENTENCE			HELD UNDER SENTENCE			TOTAL		
	MALES	FEMALES	PERSONS	MALES	FEMALES	PERSONS	MALES	FEMALES	PERSONS
1970	427	19	446	3346	83	3429	3773	102	3875
1975	357	19	376	2946	63	3009	3303	82	3385
1976	381	14	395	3140	81	3221	3521	95	3616
1978	466	33	499	3321	94	3415	3787	127	3914
1979	495	27	522	3465	126	3591	3960	153	4113
1980	445	23	468	3185	114	3299	3630	137	3767
1982	572	37	609	3010	100	3110	3582	137	3719
1983	588	47	635	3963	135	3098	3351	182	3733
1984	578	54	632	2610	112	2722	3188	166	3354
1985	588	44	632	3319	164	3483	3907	208	4115

10

TABLE 1 (b). PERCENTAGE OF MALE AND FEMALE PRISONERS

AT 30 JUNE	HELD NOT UNDER SENTENCE			HELD UNDER SENTENCE			TOTAL		
	MALES	FEMALES	PERSONS	MALES	FEMALES	PERSONS	MALES	FEMALES	PERSONS
1970	95	5	100	97	3	100	97	3	100
1975	95	5	100	92	2	100	97	3	100
1976	96	4	100	97	3	100	97	3	100
1978	93	7	100	97	3	100	97	3	100
1979	95	5	100	96	4	100	96	4	100
1980	95	5	100	97	3	100	96	4	100
1982	94	6	100	97	3	100	96	4	100
1983	93	7	100	96	4	100	95	5	100
1984	91	9	100	96	4	100	95	5	100
1985	93	7	100	95	5	100	95	5	100

TABLE 1 (c). MALES AND FEMALES AS A PERCENTAGE OF TOTAL NUMBER OF PRISONERS

AT 30 JUNE	HELD NOT UNDER SENTENCE			HELD UNDER SENTENCE			TOTAL		
	MALES	FEMALES	PERSONS	MALES	FEMALES	PERSONS	MALES	FEMALES	PERSONS
1970	11.0	0.5	11.5	86.3	2.1	88.4	97.4	2.6	100
1975	10.5	0.6	11.1	87.0	1.9	88.9	97.6	2.4	100
1976	10.5	0.4	10.9	86.8	2.2	89.0	97.4	2.6	100
1978	11.9	0.8	12.7	84.8	2.4	87.2	96.8	3.2	100
1979	12.0	0.7	12.7	84.2	3.0	87.2	96.3	3.7	100
1980	11.8	0.6	12.4	84.5	3.0	87.5	96.4	3.6	100
1982	15.4	1.0	16.4	80.9	2.7	83.6	96.3	3.7	100
1983	15.8	1.3	17.0	79.4	3.6	83.0	95.1	4.9	100
1984	17.2	1.6	18.8	77.8	3.3	81.2	95.1	4.9	100
1985	14.3	1.1	15.4	80.6	4.0	84.6	94.9	5.1	100

TABLE 2. PRISONERS, NSW 30 JUNE 1985: SUMMARY OF DEMOGRAPHIC CHARACTERISTICS

	MALES	FEMALES	NUMBER	%
AGE (YEARS) AT 30 JUNE (SENTENCED)				
16	1	-	1	0.1
17	8	-	8	0.2
18	111	1	112	2.7
19	192	5	197	4.8
20	199	7	206	5.0
21 to 22	459	27	486	11.8
23 to 24	439	24	463	11.2
25 to 29	998	65	1063	25.8
30 to 34	627	37	664	16.1
35 to 39	373	16	389	9.5
40 to 44	231	8	239	5.8
45 to 49	126	9	135	3.3
50 to 54	72	1	73	1.8
55 to 59	34	3	37	0.9
60 to 64	18	2	20	0.5
65 +	10	-	10	0.2
Unknown	9	3	12	0.3
TOTAL	3907	208	4115	100.0
ABORIGINALITY				
Aboriginal - Torres St. Islander	294	10	304	7.4
Other	3528	198	3726	90.5
Unknown	85	-	85	2.1
TOTAL	3907	208	4115	100.0
COUNTRY OF BIRTH				
Australia	3032	167	3199	77.6
New Zealand	100	6	106	2.6
UK & Eire	199	10	209	5.1
Other Europe	267	7	274	6.7
Other countries	291	18	309	7.5
Unknown	18	-	18	0.5
TOTAL	3907	208	4115	100.0
MARITAL STATUS AT RECEIVAL				
Never married	2423	89	2512	61.0
Married or de facto marriage	1084	67	1151	28.0
Separated (not divorced)	72	25	97	2.3
Divorced	269	16	285	6.9
Widowed	24	11	35	0.9
Unknown	35	-	35	0.9
TOTAL	3907	208	4115	100.0

TABLE 3. PRISONERS, NSW, 30 JUNE 1985: SEX AND INSTITUTION

INSTITUTION New South Wales	MALES	FEMALES	TOTAL
Long Bay Complex of Prisons			
Central Industrial Prison	516	-	516
Malabar Training Centre	238	-	238
Metropolitan Reception Prison	289	-	289
Metropolitan Remand Centre	346	-	346
Special Care Unit	22	-	22
Malabar PDC	83	-	83
Bathurst Gaol	209	1	210
Bathurst X-wing	-	28	28
Berrima Training Centre	49	-	49
Broken Hill Gaol	15	-	15
Cessnock Corrective Centre	374	-	374
Cooma Prison	101	-	101
Emu Plains Training Centre	116	-	116
Emu Plains PDC	34	-	34
Glen Innes Afforestation Camp	70	-	70
Goulburn Training Centre (main gaol)	283	-	283
Goulburn Training Centre (x-wing)	13	-	13
Grafton Gaol	70	1	71
Maitland Gaol	121	-	121
Mannus Afforestation Camp	73	-	73
Merinda (Womens PDC)	-	8	8
Miroma	9	-	9
Mulawa Training & Detention Centre	-	134	134
Norma Parker Centre	-	29	29
Oberon Afforestation Camp	66	-	66
Parklea Gaol	204	-	204
Parramatta Gaol	157	7	164
Parramatta PDC	40	-	40
Silverwater Work Release Centre	241	-	241
Silverwater PDC	61	-	61
Tomago PDC	47	-	47
TOTAL New South Wales	3907	208	4115

Note: PDC = Periodic Detention Centre.

TABLE 4. PRISONERS, NSW, 30 JUNE 1985: SEX AND LOCATION OF LAST KNOWN ADDRESS

LOCATION OF ADDRESS	MALES		FEMALES		TOTAL	
	No.	%	No.	%	No.	%
NEW SOUTH WALES STATISTICAL DIVISIONS						
Sydney	2400	62.5	156	75.0	2596	63.1
Hunter	279	7.1	3	1.4	282	6.9
Illawarra	137	3.5	9	4.3	146	3.5
Richmond-Tweed	70	1.8	1	0.5	71	1.7
Mid-north coast	88	2.3	1	0.5	89	2.2
Northern	63	1.6	-	-	63	1.5
North-western	61	1.6	-	-	61	1.5
Central-west	78	2.0	2	1.0	80	1.9
South-eastern	41	1.0	3	1.4	44	1.1
Murrumbidgee	61	1.5	1	0.5	62	1.5
Murray	30	0.8	1	0.5	31	0.7
Far west	11	0.3	1	0.5	12	0.3
TOTAL NEW SOUTH WALES	3359	86.0	178	85.6	3537	85.9
VICTORIA	36	0.9	2	1.0	38	0.9
QUEENSLAND	50	1.3	1	0.5	51	1.2
SOUTH AUSTRALIA	12	0.3	-	-	12	0.3
WESTERN AUSTRALIA	7	0.2	-	-	7	0.2
TASMANIA	2	0.1	-	-	2	0.1
NORTHERN TERRITORY	5	0.1	-	-	5	0.1
A.C.T.	70	1.8	3	1.4	73	1.8
OVERSEAS	31	0.8	8	3.8	39	0.9
NO FIXED ABODE	186	4.7	8	3.8	194	4.7
UNKNOWN	149	3.8	8	3.8	157	3.8
TOTAL	3907	100.0	208	100.0	4115	100.0

TABLE 5. PRISONERS, NSW, 30 JUNE 1985: SUMMARY OF CUSTODIAL/ CRIMINOLOGICAL CHARACTERISTICS

	Males	Females	Number	Persons	%
LEGAL STATUS					
Unsentenced unconvicted	416	43	459		11.2
Convicted but awaiting sentence	170	-	170		4.1
Awaiting deportation	2	1	3		0.1
Awaiting appeal result	126	18	144		3.5
No appeal current	3184	145	3329		80.9
Detained at Governor's Pleasure	9	1	10		0.2
TOTAL	3907	208	4115		100.0
MOST SERIOUS OFFENCE (MAJOR GROUPS)					
Homicides, assaults n.e.c. etc.	683	25	708		17.2
Sexual & related offences	234	-	234		5.7
Robbery & extortion	774	27	801		19.5
Fraud	141	26	167		4.1
Offences against property n.e.c.	1132	60	1192		28.9
Drugs	546	56	602		14.6
Driving offences	264	4	268		6.5
Other offences	133	10	143		3.5
TOTAL	3907	208	4115		100.0
TYPE OF SENTENCE					
Life	182	9	191		4.6
Governor's Pleasure	9	1	10		0.2
Indefinite (NPP specified)	1489	50	1539		37.4
Definite (NPP specified)	682	42	724		17.6
Probation	634	51	685		16.7
Fine default	58	3	61		1.5
Periodic detention	265	8	273		6.6
Unsentenced	588	44	632		15.4
TOTAL	3907	208	4115		100.0
LEVEL OF COURT (a)					
Supreme	498	14	512		12.4
District	2116	73	2189		53.2
Petty sessions	1279	121	1400		34.0
Children	2	-	2		0.1
Other (federal)	12	-	12		0.3
TOTAL	3907	208	4115		100.0

(a) Level of court of sentence or most recent remand for most serious offence.

TABLE 5(cont.) PRISONERS, NSW, 30 JUNE 1985: SUMMARY OF CUSTODIAL/CRIMINOLOGICAL CHARACTERISTICS

	Males	Females	Number	Persons	%
WHETHER IN BREACH OF PAROLE, LICENSE, ESCAPE					
Parole\License	349	8	357		8.7
Escape	120	8	128		3.1
Combination BOP/BOL/Escape	149	4	153		3.7
No breach	3271	188	3459		84.1
Unknown	18	-	18		0.4
TOTAL	3907	208	4115		100.0
KNOWN OUTSTANDING CHARGES					
Yes	405	32	437		12.5
No	2675	132	2807		80.5
Unknown	244	-	244		7.0
TOTAL	3324	164	3488		100.0
FEDERAL OFFENDERS					
Yes	3583	181	3764		91.5
No	221	21	242		5.9
Unknown	103	6	109		2.6
TOTAL	3907	208	4115		100.0
AGGREGATE SENTENCE					
Periodic	265	8	273		7.9
Under 1 month	54	3	57		1.6
1 and under 3 months	22	-	22		0.6
3 and under 6 months	87	6	93		2.7
6 and under 12 months	264	19	283		8.1
1 and under 2 years	365	36	401		11.5
2 and under 5 years	827	37	864		24.8
5 and under 10 years	732	39	771		22.1
10 years and over	511	6	517		14.8
Life, Governor's Pleasure	192	10	202		5.8
TOTAL	3319	164	3483		100.0

TABLE 6. PRISONERS, NSW, 30 JUNE 1985: LEGAL STATUS BY MOST SERIOUS OFFENCE

	UNCONVICTED	NOT UNDER SENTENCE					SENTENCED		TOTAL NO.	%
		AWAITING SENTENCE	AWAITING APPEAL RESULT	NO APPEAL CURRENT						
AGAINST PERSON										
Homicide										
Murder	66	14.3	7	4.1	14	9.7	202	6.1	289	7.0
Attempted murder	10	2.2	8	4.7	2	1.4	21	0.6	41	1.0
Manslaughter	3	0.6	-	-	3	2.1	65	1.9	71	1.7
TOTAL Homicide	79	17.1	15	8.8	19	13.2	288	8.6	401	9.7
ROBBERY & EXTORTION										
Major assault	65	14.0	21	12.4	27	18.7	472	14.1	585	14.2
Other (incl. blackmail)	28	6.1	9	5.3	3	2.1	616	4.8	201	4.9
TOTAL Robbery	93	20.1	30	17.7	30	30.8	633	18.9	786	19.1
OTHER ASSAULT & RELATED										
Major (incl. G.B.H, sex with 3rd person)	24	5.2	7	4.1	3	2.1	120	3.6	154	3.7
Other (incl. kidnapping)	22	4.8	6	3.5	2	1.4	106	3.2	136	3.3
TOTAL Assault	46	10.0	13	7.6	5	3.5	226	6.8	290	7.0
TOTAL NON-SEXUAL AGAINST PERSON	218	47.2	58	34.1	54	37.5	1147	34.4	1477	35.9
SEXUAL										
Rape and attempted rape	3	0.6	-	-	2	1.4	46	1.4	51	1.2
Carnal knowledge, incest	1	0.2	-	-	1	0.7	19	0.6	21	1.5
Indecent assault, M or F	3	0.6	2	1.2	-	-	29	0.9	34	0.8
Other serious sexual (Note: 3)	10	2.2	1	0.6	10	6.9	88	2.6	1109	2.6
Other (incl. prostitution)	1	0.2	-	-	1	0.7	18	0.5	20	0.5
TOTAL Sexual	18	3.9	3	1.8	14	9.7	200	5.9	235	5.7
TOTAL AGAINST PERSON	236	51.1	61	35.9	68	47.2	1347	40.3	1712	41.6
OTHER OFFENCES										
Property (incl. fraud)	102	22.1	54	31.8	43	29.9	1178	35.3	1377	33.5
Other (incl. offensive behaviour)	14	3.0	9	5.3	1	0.7	106	3.2	130	3.2
Drug	105	22.7	44	25.9	26	18.1	423	12.7	598	14.5
Traffic	5	1.1	2	1.2	6	4.2	285	8.5	298	7.2
TOTAL Other	226	48.9	109	64.1	76	52.8	1992	59.7	2403	58.4
TOTAL ALL OFFENCES	462	100.0	170	100.0	144	100.0	3339	100.0	4115	100.0

TABLE 7. PRISONERS, NSW 30 JUNE 1985: AGE (a) AND MARITAL STATUS (b)

AGE (years) (a)	NEVER MARRIED (b)	MARRIED OF DE FACTO MARRIAGE (c)	MARRIED BUT PERMANENTLY SEPARATED	DIVORCED	WIDOWED	UNKNOWN	TOTAL
MALE PRISONERS - SENTENCED							
16	1	-	-	-	-	-	1
17	6	-	-	-	-	-	6
18	79	6	-	-	-	-	85
19	149	18	-	-	-	1	168
20	158	16	1	1	-	-	176
21 to 22	340	52	-	3	-	2	397
23 to 24	289	73	4	10	-	2	378
25 to 29	555	243	16	35	-	7	856
30 to 34	266	181	18	50	1	6	522
35 to 39	107	149	10	43	5	4	318
40 to 44	57	81	6	38	3	2	187
45 to 49	27	48	5	14	4	1	99
50 to 54	13	32	2	12	4	-	63
55 to 59	15	9	1	4	2	1	32
60 to 64	3	7	1	3	3	-	17
65 +	3	2	-	1	1	-	7
Unknown	3	-	-	-	-	4	7
TOTAL	2071	917	64	214	23	30	3319
FEMALE PRISONERS - SENTENCED							
16	-	-	-	-	-	-	-
17	-	-	-	-	-	-	-
18	1	-	-	-	-	-	1
19	2	2	-	-	-	-	4
20	5	1	-	-	-	-	6
21 to 22	18	3	2	-	-	-	23
23 to 24	9	5	2	2	1	-	19
25 to 29	23	16	6	5	-	-	50
30 to 34	9	5	9	4	4	-	31
35 to 39	-	6	1	-	1	-	8
40 to 44	1	3	1	1	1	-	7
45 to 49	-	6	-	2	-	-	8
50 to 54	-	1	-	-	-	-	1
55 to 59	-	2	-	-	1	-	3
60 to 64	-	-	-	-	1	-	1
65 +	-	-	-	-	-	-	-
Unknown	-	2	-	-	-	-	2
TOTAL	68	52	21	14	9	-	164
TOTAL ALL PRISONERS	2139	969	85	228	32	30	3483

(a) Age at 30 June 1985

(b) Marital status at receipt into prison

(c) Irrespective of legal marital status

TABLE 7(cont). PRISONERS, NSW 30 JUNE 1985: AGE (a) AND MARITAL STATUS (b)

AGE (years) (a)	NEVER MARRIED (b)	MARRIED OF DE FACTO MARRIAGE (c)	MARRIED BUT PERMANENTLY SEPARATED	DIVORCED	WIDOWED	UNKNOWN	TOTAL
MALE PRISONERS - UNSENTENCED							
16	-	-	-	-	-	-	-
17	2	-	-	-	-	-	2
18	25	1	-	-	-	-	26
19	21	2	1	-	-	-	24
20	21	2	-	-	-	-	23
21 to 22	52	9	1	-	-	-	62
23 to 24	48	11	-	2	-	-	61
25 to 29	84	42	2	11	-	3	142
30 to 34	54	40	1	9	-	1	105
35 to 39	24	17	2	12	-	-	55
40 to 44	13	23	-	8	-	-	44
45 to 49	5	15	-	6	1	-	27
50 to 54	1	2	1	5	-	-	9
55 to 59	1	1	-	-	-	-	2
60 to 64	1	-	-	-	-	-	1
65 +	-	-	-	2	-	1	3
Unknown	-	2	-	-	-	-	2
TOTAL	352	167	8	55	1	5	588
FEMALE PRISONERS - UNSENTENCED							
16	-	-	-	-	-	-	-
17	-	-	-	-	-	-	-
18	-	-	-	-	-	-	-
19	1	-	-	-	-	-	1
20	1	-	-	-	-	-	1
21 to 22	2	1	-	1	-	-	4
23 to 24	3	2	-	-	-	-	5
25 to 29	8	6	1	-	-	-	15
30 to 34	4	2	-	-	-	-	6
35 to 39	2	3	2	1	-	-	8
40 to 44	-	-	-	-	1	-	1
45 to 49	-	-	-	-	1	-	1
50 to 54	-	-	-	-	-	-	-
55 to 59	-	-	-	-	-	-	-
60 to 64	-	-	1	-	-	-	1
65 +	-	-	-	-	-	-	-
Unknown	-	1	-	-	-	-	1
TOTAL	21	15	4	2	2	-	44
TOTAL ALL PRISONERS	373	182	12	57	3	5	632

(a) Age at 30 June 1985
 (b) Marital status at receipt into prison
 (c) Irrespective of legal marital status

TABLE 8. TRENDS IN PRISONERS UNDER SENTENCE, NSW, SELECTED YEARS: MOST SERIOUS OFFENCE

MOST SERIOUS SERIOUS	1975		1979		1982		1983		1984		1985	
	No.	%	No.	%	No.	%	No.	%	No.	%	No.	%
AGAINST PERSON:												
Homicides												
Murder	172	5.9	246	6.9	227	7.3	200	6.5	187	6.9	202	6.1
Attempt conspiracy to murder	9	0.3	17	0.5	19	0.6	15	0.5	19	0.7	21	0.6
Manslaughter (excl. by driver)	72	2.5	71	2.0	70	2.3	62	2.0	54	2.0	55	1.9
Total homicides	253	8.6	334	9.3	317	10.2	277	9.0	260	9.6	288	8.6
ROBBERY AND EXTORTION												
With major assault	380	13.0	483	13.4	461	14.9	443	14.3	422	15.5	472	14.1
Other (incl. blackmail)	45	1.5	60	1.7	94	3.0	114	3.7	94	3.5	161	4.8
Total robbery	425	14.5	543	15.1	555	17.9	557	18.0	516	19.0	633	18.9
OTHER ASSAULT & RELATED												
Major (incl. G.B.H. sex with 3rd person)	116	4.0	153	4.3	119	3.8	125	4.0	133	4.9	120	3.6
Other (incl. kidnapping)	44	1.5	65	1.8	87	2.8	87	2.8	88	3.2	106	3.2
Total assault	160	5.5	218	6.1	206	6.6	212	6.8	221	8.1	226	6.8
TOTAL NON-SEXUAL AGAINST PERSON	838	28.6	1095	30.5	1078	34.7	1046	33.8	997	36.6	1147	34.4
SEXUAL:												
Rape & attempted rape	115	3.9	160	4.5	169	5.4	124	4.0	55	2.0	46	1.4
Carnal knowledge, incest	29	1.0	29	0.8	22	0.7	17	0.6	19	0.7	19	0.6
Indecent assault, M or F	43	1.5	55	1.5	27	0.9	27	0.9	18	0.7	29	0.9
Other serious sexual*	-	-	-	-	21	0.7	56	1.8	58	2.1	88	2.6
Other (incl. prostitution)	17	0.6	14	0.4	13	0.4	11	0.4	21	0.8	18	0.5
Total sexual	204	7.0	258	7.2	252	8.1	235	7.7	171	6.3	200	5.9
TOTAL AGAINST PERSON	1042	35.5	1353	37.7	1330	42.8	1281	41.3	1168	42.9	1347	40.3
OTHER OFFENCES												
Property (incl. fraud)	1060	36.1	1271	35.4	1033	33.3	1159	37.4	973	35.7	1178	35.3
Order (incl. offensive behaviour)	557	19.0	391	10.9	81	2.6	74	2.4	72	2.6	106	3.2
Drug	106	3.6	269	7.5	291	9.4	301	9.7	276	10.1	423	12.7
Traffic	169	5.8	307	8.5	369	11.9	283	9.1	233	8.6	285	8.5
Total other	1892	64.5	2238	62.8	1774	57.2	1817	58.6	1554	57.0	1992	59.7
TOTAL ALL	2934	100.0	3591	100.0	3104	100.0	3098	100.0	2722	100.0	3339	100.0

* New category from 1982 following the revision of sexual offences. Source of figures for 1975 and 1979 was Australian Bureau of Statistics.

TABLE 9. SENTENCED PRISONERS, NSW, 30 JUNE 1985: AGGREGATE SENTENCE IMPOSED BY SENTENCE SERVED BY SEX

AGGREGATE SENTENCE IMPOSED	SENTENCE SERVED										Unknown	TOTAL	
	Under 1	1 and under 3	3 and under 6	6 and under 12	1 and under 2	2 and under 5	5 and under 7	7 and under 10	10 and under 15	15 or more			
MALES													
1 to 7 days	9	-	-	-	-	-	-	-	-	-	-	-	9
8 days & under 1 month	45	-	-	-	-	-	-	-	-	-	-	-	45
1 and under 3 months	18	4	-	-	-	-	-	-	-	-	-	-	22
3 and under 6 months	31	55	1	-	-	-	-	-	-	-	-	-	87
6 and under 9 months	54	136	58	1	-	-	-	-	-	-	-	-	249
9 and under 12 months	4	4	7	-	-	-	-	-	-	-	-	-	15
1 and under 2 years	61	149	126	22	3	2	1	1	-	-	-	-	365
2 and under 5 years	57	131	178	287	146	26	1	1	-	-	-	-	827
5 and under 7 years	8	14	39	99	89	68	5	3	-	-	-	-	325
7 and under 10 years	10	11	21	61	116	172	13	3	-	-	-	-	407
10 and under 15 years	2	2	4	23	67	175	43	11	3	-	-	-	330
15 years or more	5	1	2	2	22	44	37	37	28	3	-	-	181
Life	1	-	2	3	20	45	35	48	20	9	-	-	183
Governor's Pleasure	-	-	-	1	2	3	1	-	1	1	-	-	9
Periodic detention	48	77	76	61	3	-	-	-	-	-	-	-	265
Unknown	-	-	-	-	-	-	-	-	-	-	-	-	-
TOTAL	353	584	514	560	468	535	136	104	52	13	-	-	3319
FEMALES													
1 to 7 days	1	-	-	-	-	-	-	-	-	-	-	-	1
8 days & under 1 month	2	-	-	-	-	-	-	-	-	-	-	-	2
1 and under 3 months	-	-	-	-	-	-	-	-	-	-	-	-	-
3 and under 6 months	3	3	-	-	-	-	-	-	-	-	-	-	6
6 and under 9 months	2	8	8	-	-	-	-	-	-	-	-	-	18
9 and under 12 months	-	-	1	-	-	-	-	-	-	-	-	-	1
1 and under 2 years	4	12	15	4	1	-	-	-	-	-	-	-	36
2 and under 5 years	2	9	8	12	4	2	-	-	-	-	-	-	37
5 and under 7 years	-	3	1	7	10	1	-	-	-	-	-	-	22
7 and under 10 years	-	2	-	1	9	5	-	-	-	-	-	-	17
10 and under 15 years	-	-	-	-	2	2	1	-	-	-	-	-	5
15 years or more	-	-	-	-	-	-	1	-	-	-	-	-	1
Life	1	-	-	1	1	3	1	2	-	-	-	-	9
Governor's Pleasure	-	-	-	-	-	-	-	-	1	-	-	-	1
Periodic detention	2	2	3	1	-	-	-	-	-	-	-	-	8
Unknown	-	-	-	-	-	-	-	-	-	-	-	-	-
TOTAL	17	39	36	26	27	13	3	2	1	-	-	-	164

TABLE 10. SENTENCED PRISONERS, NSW, 30 JUNE 1985: MOST SERIOUS OFFENCE BY SENTENCE SERVED BY SEX

MOST SERIOUS OFFENCE	SENTENCE SERVED										Unknown	TOTAL
	Under 1	1 and under 3	3 and under 6	6 and under 12	1 and under 2	2 and under 5	5 and under 7	7 and under 10	10 and under 15	15 or more		
MALES												
HOMICIDES & ASSAULTS & LIKE OFFENCES												
Murder	1	-	4	5	28	55	36	47	21	9	-	206
Attempted murder	-	-	1	-	4	7	6	-	-	-	-	18
Conspiracy to murder	1	-	-	-	1	-	3	-	-	-	-	5
Manslaughter	1	2	4	5	16	28	3	2	2	1	-	64
Major assault	13	13	14	20	25	30	2	5	1	-	-	123
Other (incl. kidnapping)	14	30	11	15	14	13	8	-	2	-	-	107
TOTAL Homicides, assault nec	30	45	34	45	88	133	58	54	26	10	-	523
SEXUAL & RELATED OFFENCES												
Rape & serious sexual	8	4	13	32	19	43	14	8	5	-	-	146
Carnal knowledge, incest	3	1	3	4	5	2	1	-	-	1	-	20
Indecent assault	5	6	6	3	4	4	1	-	-	-	-	29
Buggery & bestiality	-	1	3	1	2	7	3	1	1	-	-	19
TOTAL Sexual & related offences	16	12	25	40	30	56	19	9	6	1	-	214
ROBBERY & EXTORTION												
Robbery with major assault	9	7	27	81	128	152	35	28	10	2	-	479
Other (incl. blackmail)	3	13	16	49	30	35	7	3	4	-	-	160
TOTAL Robbery & extortion	12	20	43	130	158	187	42	31	14	2	-	639
Fraud												
TOTAL Fraud	14	35	20	30	9	11	1	-	1	-	-	121
OFFENCES AGAINST PROPERTY												
Break enter & steal	52	114	141	144	90	72	4	6	-	-	-	623
Other	67	116	102	67	25	18	4	2	2	-	-	403
TOTAL Offences against property nec	119	230	243	211	115	90	8	8	2	-	-	1026
DRIVING, TRAFFIC & RELATED OFFENCES												
TOTAL Driving, traffic & related offences	90	116	59	19	3	-	-	-	-	-	-	287
OTHER OFFENCES												
Offences against enforcement of order	13	28	20	8	7	1	3	-	-	-	-	80
Offences relating to drugs of addiction etc.	54	89	67	75	58	55	5	2	2	-	-	407
Other (incl. offensive behaviour & vagrancy)	5	9	3	2	-	2	-	-	1	-	-	22
TOTAL Other offences	72	126	90	85	65	58	8	2	3	-	-	509
TOTAL ALL OFFENCES	353	584	514	560	468	535	136	104	52	13	-	3319

TABLE 10. SENTENCED PRISONERS, NSW, 30 JUNE 1985: MOST SERIOUS OFFENCE BY SENTENCE SERVED BY SEX

MOST SERIOUS OFFENCE	SENTENCE SERVED										Unknown	TOTAL
	Under 1	1 and under 3	3 and under 6	6 and under 12	1 and under 2	2 and under 5	5 and under 7	7 and under 10	10 and under 15	15 or more		
FEMALES												
HOMICIDES & ASSAULTS & LIKE OFFENCES												
Murder	1	-	-	1	1	3	1	2	1	-	-	10
Attempted murder	-	-	-	-	-	-	-	-	-	-	-	-
Conspiracy to murder	-	-	-	-	-	-	-	-	-	-	-	-
Manslaughter	-	-	-	1	2	1	-	-	-	-	-	4
Major assault	-	-	-	-	-	-	-	-	-	-	-	-
Other (incl. kidnapping)	-	-	-	1	-	-	-	-	-	-	-	1
TOTAL Homicides, assault nec	1	-	-	3	3	4	1	2	1	-	-	15
SEXUAL & RELATED OFFENCES												
Rape & serious sexual	-	-	-	-	-	-	-	-	-	-	-	-
Carnal knowledge, incest	-	-	-	-	-	-	-	-	-	-	-	-
Indecent assault	-	-	-	-	-	-	-	-	-	-	-	-
Buggery & bestiality	-	-	-	-	-	-	-	-	-	-	-	-
TOTAL Sexual & related offences	-	-	-	-	-	-	-	-	-	-	-	-
ROBBERY & EXTORTION												
Robbery with major assault	-	-	-	6	9	3	2	-	-	-	-	20
Other (incl. blackmail)	-	1	-	2	1	-	-	-	-	-	-	4
TOTAL Robbery & extortion	-	1	-	8	10	3	2	-	-	-	-	24
Fraud												
TOTAL Fraud	1	6	10	2	2	-	-	-	-	-	-	21
OFFENCES AGAINST PROPERTY												
Break enter & steal	2	4	6	4	2	3	-	-	-	-	-	21
Other	4	12	9	6	1	-	-	-	-	-	-	32
TOTAL Offences against property nec	6	16	15	10	3	3	-	-	-	-	-	53
DRIVING, TRAFFIC & RELATED OFFENCES												
TOTAL Driving, traffic & related offences	3	-	1	-	-	-	-	-	-	-	-	4
OTHER OFFENCES												
Offences against enforcement of order	-	1	2	-	-	1	-	-	-	-	-	4
Offences relating to drugs of addiction etc.	6	15	7	3	9	2	-	-	-	-	-	42
Other (incl. offensive behaviour & vagrancy)	-	-	1	-	-	-	-	-	-	-	-	1
TOTAL Other offences	6	16	10	3	9	3	-	-	-	-	-	47
TOTAL ALL OFFENCES	17	39	36	26	27	13	3	2	1	-	-	164

TABLE 11. SENTENCED PRISONERS, NSW, 30 JUNE 1985: AGE BY MOST SERIOUS OFFENCE BY SEX

MOST SERIOUS OFFENCE	16	17	18	19	20	AGE (YEARS) at 30 June 1985											Unknown	TOTAL ALL AGES
						21 to 22	23 to 24	25 to 29	30 to 34	35 to 39	40 to 44	45 to 49	50 to 54	55 to 59	60 to 64	65 or more		
MALES																		
HOMICIDES & ASSAULTS & LIKE OFFENCES																		
Murder	1	-	3	2	4	14	14	45	36	31	21	18	9	6	2	-	-	206
Attempted murder	-	-	-	-	-	-	2	3	4	2	4	2	1	-	-	-	-	18
Conspiracy to murder	-	-	-	-	-	-	-	-	2	2	1	-	-	-	-	-	-	5
Manslaughter (excluding driving)	-	-	-	-	-	10	5	14	13	9	4	4	3	1	1	-	-	64
Major assault	-	-	2	6	5	18	17	31	19	11	10	1	1	1	-	-	1	123
Other (incl. kidnaping)	-	-	3	5	6	11	17	19	17	16	7	4	-	-	-	-	2	107
TOTAL Homicides, assault nec	1	-	8	13	15	53	55	112	91	71	47	29	14	8	3	-	3	523
SEXUAL & RELATED OFFENCES																		
Rape & serious sexual	-	-	-	1	6	16	21	31	28	25	12	4	-	1	1	-	-	146
Carnal knowledge, incest	-	-	-	-	-	-	2	-	3	5	4	2	4	-	-	-	-	20
Indecent assault	-	-	-	-	2	-	2	6	5	4	2	1	3	2	1	1	-	29
Buggery & bestiality	-	-	-	-	1	1	1	3	-	3	4	1	2	2	1	-	-	19
TOTAL Sexual & related offences	-	-	-	1	9	17	26	40	36	37	22	8	9	5	3	1	-	214
ROBBERY & EXTORTION																		
Robbery with major assault	-	3	5	23	21	63	59	158	90	34	12	5	4	1	1	-	-	479
Other (incl. blackmail)	-	-	2	12	10	14	28	60	19	5	6	3	-	-	-	-	1	160
TOTAL Robbery & extortion	-	3	7	35	31	77	87	218	109	39	18	8	4	1	1	-	1	639
Fraud																		
TOTAL Fraud	-	-	2	1	3	4	13	33	19	13	11	6	8	3	3	2	-	121
OFFENCES AGAINST PROPERTY																		
Break enter & steal	-	-	32	47	59	102	85	162	78	35	12	4	3	3	-	-	1	623
Other	-	2	25	42	29	60	41	98	44	26	10	14	8	2	2	-	-	403
TOTAL Offences against property nec	-	2	57	89	88	162	126	260	122	61	22	18	11	5	2	-	1	1026
DRIVING, TRAFFIC & RELATED OFFENCES																		
TOTAL Driving, traffic & related offences	-	-	7	19	11	37	33	70	44	27	22	6	4	2	3	1	1	287
OTHER OFFENCES																		
Offences against enforcement of order	-	-	1	6	10	16	11	17	8	6	-	2	1	-	2	2	-	80
Offences relating to drugs of addiction etc.	-	1	3	2	8	31	26	98	92	62	43	21	12	5	2	1	-	407
Other (incl. offensive behaviour & vagrancy)	-	-	-	2	1	-	1	8	1	2	2	1	-	3	-	-	1	22
TOTAL Other offences	-	1	4	10	19	47	38	123	101	70	45	24	13	8	2	3	1	509
TOTAL ALL OFFENCES	1	6	85	168	176	397	378	856	522	318	187	99	63	32	17	7	7	3319

TABLE 11. SENTENCED PRISONERS, NSW, 30 JUNE 1985: AGE BY MOST SERIOUS OFFENCE BY SEX

MOST SERIOUS OFFENCE	AGE (YEARS) at 30 June 1985																Unknown	TOTAL ALL AGES
	16	17	18	19	20	21 to 22	23 to 24	25 to 29	30 to 34	35 to 39	40 to 44	45 to 49	50 to 54	55 to 59	60 to 64	65 or more		
FEMALES																		
HOMICIDES & ASSAULTS & LIKE OFFENCES																		
Murder	-	-	-	-	-	-	2	3	1	3	1	-	-	-	-	-	-	10
Attempted murder	-	-	-	-	-	-	-	-	-	-	-	-	-	-	-	-	-	-
Conspiracy to murder	-	-	-	-	-	-	-	-	-	-	-	-	-	-	-	-	-	-
Manslaughter (excluding driving)	-	-	-	-	1	2	-	-	-	-	1	-	-	-	-	-	-	4
Major assault	-	-	-	-	-	-	-	-	-	-	-	-	-	-	-	-	-	-
Other (incl. kidnapping)	-	-	-	-	-	-	-	-	-	1	-	-	-	-	-	-	-	1
TOTAL Homicides, assault nec	-	-	-	-	1	2	2	3	1	4	2	-	-	-	-	-	-	15
SEXUAL & RELATED OFFENCES																		
Rape & serious sexual	-	-	-	-	-	-	-	-	-	-	-	-	-	-	-	-	-	-
Carnal knowledge, incest	-	-	-	-	-	-	-	-	-	-	-	-	-	-	-	-	-	-
Indecent assault	-	-	-	-	-	-	-	-	-	-	-	-	-	-	-	-	-	-
Buggery & bestiality	-	-	-	-	-	-	-	-	-	-	-	-	-	-	-	-	-	-
TOTAL Sexual & related offences	-	-	-	-	-	-	-	-	-	-	-	-	-	-	-	-	-	-
ROBBERY & EXTORTION																		
Robbery with major assault	-	-	-	1	-	3	3	6	5	1	1	-	-	-	-	-	-	20
Other (incl. blackmail)	-	-	-	-	-	-	1	-	3	-	-	-	-	-	-	-	-	4
TOTAL Robbery & extortion	-	-	-	1	-	3	4	6	8	1	1	-	-	-	-	-	-	24
Fraud																		
TOTAL Fraud	-	-	-	-	-	1	1	12	3	1	1	1	-	1	-	-	-	21
OFFENCES AGAINST PROPERTY																		
Break enter & steal	-	-	-	-	1	3	5	8	3	-	-	1	-	-	-	-	-	21
Other	-	-	1	1	3	2	3	12	5	-	-	3	-	1	1	-	-	32
TOTAL Offences against property nec	-	-	1	1	4	5	8	20	8	-	-	4	-	1	1	-	-	53
DRIVING, TRAFFIC & RELATED OFFENCES																		
TOTAL Driving, traffic & related offences	-	-	-	1	-	-	-	1	1	1	-	-	-	-	-	-	-	4
OTHER OFFENCES																		
Offences against enforcement of order	-	-	-	-	-	1	1	1	1	-	-	-	-	-	-	-	-	4
Offences relating to drugs of addiction etc.	-	-	-	1	1	11	3	7	9	1	2	3	1	1	-	-	2	42
Other (incl. offensive behaviour & vagrancy)	-	-	-	-	-	-	-	-	-	-	1	-	-	-	-	-	-	1
TOTAL Other offences	-	-	-	1	1	12	4	8	10	1	3	3	1	1	-	-	2	47
TOTAL ALL OFFENCES	-	-	1	4	6	23	19	50	31	8	7	8	1	3	1	-	2	164

TABLE 12. SENTENCED PRISONERS, NSW, 30 JUNE 1985: MOST SERIOUS OFFENCE AND AGGREGATE SENTENCE IMPOSED

MOST SERIOUS OFFENCE	AGGREGATE SENTENCE IMPOSED												LIFE	GOVERNORS PLEASURE	PERIODIC DETENTION	TOTAL
	DAYS			MONTHS			YEARS									
	1 and under 7	8 and under 30	1 and under 3	3 and under 6	6 and under 9	9 and under 12	1 and under 2	2 and under 5	5 and under 7	7 and under 10	10 and under 15	15 and over				
MALES																
HOMICIDES & ASSAULTS & LIKE OFFENCES																
Murder	-	-	-	-	-	-	-	-	-	5	9	14	172	6	-	206
Attempted murder	-	-	-	-	-	-	-	-	-	3	6	3	5	1	-	18
Conspiracy to murder	-	-	-	-	-	-	-	-	-	1	3	1	-	-	-	5
Manslaughter (excluding driving)	-	-	-	-	-	-	8	6	23	22	4	1	-	-	-	64
Major assault	-	-	-	3	2	7	36	9	21	17	9	3	1	-	15	123
Other (incl. kidnapping)	-	4	2	14	14	-	8	14	6	9	14	12	-	1	9	107
TOTAL Homicides, assault nec	-	4	2	17	16	-	15	58	21	62	71	43	181	9	24	523
SEXUAL & RELATED OFFENCES																
Rape & serious sexual	-	-	-	-	-	-	4	34	26	32	31	18	-	-	1	146
Carnal knowledge, incest	-	-	-	-	-	-	1	1	9	5	1	-	1	-	2	20
Indecent assault	-	-	-	-	3	-	4	13	3	5	-	-	-	-	1	29
Buggery & bestiality	-	-	-	-	-	-	-	4	2	5	5	3	-	-	-	19
TOTAL Sexual & related offences	-	-	-	-	3	-	9	52	40	47	37	21	1	-	4	214
ROBBERY & EXTORTION																
Robbery with major assault	-	-	-	-	-	-	2	51	89	137	116	83	1	-	-	479
Other (incl. blackmail)	-	-	-	1	5	-	3	57	20	36	26	5	-	-	7	160
TOTAL Robbery & extortion	-	-	-	1	5	-	5	108	109	173	142	88	1	-	7	639
Fraud																
TOTAL Fraud	-	-	3	4	16	1	14	50	11	5	7	-	-	-	10	121
OFFENCES AGAINST PROPERTY																
Break enter & steal	-	2	-	7	38	3	99	281	68	65	20	6	-	-	34	623
Other	2	8	4	17	58	5	106	118	25	12	2	4	-	-	42	403
TOTAL Offences against property nec	2	10	4	24	96	8	205	399	93	77	22	10	-	-	76	1026
DRIVING, TRAFFIC & RELATED OFFENCES																
TOTAL Driving, traffic & related offences	7	20	7	28	77	2	52	14	2	-	-	-	-	-	78	287
OTHER OFFENCES																
Offences against enforcement of order	-	-	3	7	10	2	22	19	3	2	1	1	-	-	10	80
Offences relating to drugs of addiction etc.	-	8	3	4	22	2	42	121	46	41	49	17	-	-	52	407
Other (incl. offensive behaviour & vagrancy)	-	3	-	2	4	-	1	6	-	-	1	1	-	-	4	22
TOTAL Other offences	-	11	6	13	36	4	65	146	49	43	51	19	-	-	66	509
TOTAL ALL OFFENCES	9	45	22	87	249	15	365	827	325	407	330	181	183	9	265	3319

TABLE 12. SENTENCED PRISONERS, NSW, 30 JUNE 1985: MOST SERIOUS OFFENCE AND AGGREGATE SENTENCE IMPOSED

MOST SERIOUS OFFENCE	AGGREGATE SENTENCE IMPOSED											LIFE	GOVERNORS PLEASURE	PERIODIC DETENTION	TOTAL	
	DAYS		MONTHS					YEARS								
	1 and under 7	8 and under 30	1 and under 3	3 and under 6	6 and under 9	9 and under 12	1 and under 2	2 and under 5	5 and under 7	7 and under 10	10 and under 15					15 and over
FEMALES																
HOMICIDES & ASSAULTS & LIKE OFFENCES																
Murder	-	-	-	-	-	-	-	-	-	-	-	-	9	1	-	10
Attempted murder	-	-	-	-	-	-	-	-	-	-	-	-	-	-	-	-
Conspiracy to murder	-	-	-	-	-	-	-	-	-	-	-	-	-	-	-	-
Manslaughter (excluding driving)	-	-	-	-	-	-	-	-	1	2	1	-	-	-	-	4
Major assault	-	-	-	-	-	-	-	-	-	-	-	-	-	-	-	-
Other (incl. kidnapping)	-	-	-	-	-	-	-	-	-	-	-	-	-	-	1	1
TOTAL Homicides, assault nec	-	-	-	-	-	-	-	-	1	2	1	-	9	1	1	15
SEXUAL & RELATED OFFENCES																
Rape & serious sexual	-	-	-	-	-	-	-	-	-	-	-	-	-	-	-	-
Carnal knowledge, incest	-	-	-	-	-	-	-	-	-	-	-	-	-	-	-	-
Indecent assault	-	-	-	-	-	-	-	-	-	-	-	-	-	-	-	-
Buggery & bestiality	-	-	-	-	-	-	-	-	-	-	-	-	-	-	-	-
TOTAL Sexual & related offences	-	-	-	-	-	-	-	-	-	-	-	-	-	-	-	-
ROBBERY & EXTORTION																
Robbery with major assault	-	-	-	-	-	-	-	3	10	4	2	1	-	-	-	20
Other (incl. blackmail)	-	-	-	-	-	-	-	2	2	-	-	-	-	-	-	4
TOTAL Robbery & extortion	-	-	-	-	-	-	-	5	12	4	2	1	-	-	-	24
Fraud																
TOTAL Fraud	-	-	-	1	2	-	8	6	1	1	-	-	-	-	2	21
OFFENCES AGAINST PROPERTY																
Break enter & steal	-	-	-	-	1	-	6	12	1	1	-	-	-	-	-	21
Other	-	-	-	2	6	1	14	6	2	-	-	-	-	-	1	32
TOTAL Offences against property nec	-	-	-	2	7	1	20	18	3	1	-	-	-	-	1	53
DRIVING, TRAFFIC & RELATED OFFENCES																
TOTAL Driving, traffic & related offences	1	1	-	1	1	-	-	-	-	-	-	-	-	-	-	4
OTHER OFFENCES																
Offences against enforcement of order	-	-	-	-	-	-	2	1	-	1	-	-	-	-	-	4
Offences relating to drugs of addiction etc.	-	1	-	2	8	-	5	7	5	8	2	-	-	-	4	42
Other (incl. offensive behaviour & vagrancy)	-	-	-	-	-	-	1	-	-	-	-	-	-	-	-	1
TOTAL Other offences	-	1	-	2	8	-	8	8	5	9	2	-	-	-	4	47
TOTAL ALL OFFENCES	1	2	-	6	18	1	36	37	22	17	5	1	9	1	8	164

TABLE 13. SENTENCED PRISONERS, NSW, 30 JUNE 1985: MOST SERIOUS OFFENCE BY SEX BY COUNTRY OF BIRTH

MOST SERIOUS OFFENCE	COUNTRY OF BIRTH														TOTAL ALL COUNTRIES		
	AUS TRALIA	NEW ZEALAND	PAPUA NEW GUINEA	OTHER OCEANIA	VIETNAM KAMPUCHEA	OTHER ASIAN	EUROPEAN COUNTRIES						AMERICAN COUNTRIES	AFRICAN COUNTRIES		MIDDLE EAST	OTHER COUNTRIES
							UK	GREECE	ITALY	YUGO SLAVIA	EUROPE WEST	EUROPE EAST					
MALES																	
HOMICIDES & ASSAULTS & LIKE OFFENCES																	
Murder	166	8	-	-	-	3	11	1	2	9	2	2	-	-	2	-	206
Attempted murder	9	3	-	-	-	-	2	-	1	-	3	-	-	-	-	-	18
Conspiracy to murder	3	-	-	-	-	-	-	-	-	2	-	-	-	-	-	-	5
Manslaughter (excluding driving)	49	-	-	1	-	2	6	1	-	3	1	-	-	-	1	-	64
Major assault	94	4	-	2	1	-	7	-	1	3	2	-	1	-	7	1	123
Other (incl. kidnapping)	82	4	-	-	2	2	3	-	1	4	1	2	-	-	6	-	107
TOTAL Homicides, assault nec	403	19	-	3	3	7	29	2	5	21	9	4	1	-	16	1	523
SEXUAL & RELATED OFFENCES																	
Rape & serious sexual	126	-	1	2	1	-	5	1	1	1	2	1	-	-	1	4	145
Carnal knowledge, incest	13	1	-	-	-	-	1	1	-	1	1	-	-	1	-	1	20
Indecent assault	27	1	-	-	-	-	1	-	-	-	-	-	-	-	-	-	29
Buggery & bestiality	18	-	-	-	-	-	1	-	-	-	-	-	-	-	-	-	19
TOTAL Sexual & related offences	184	2	1	2	1	-	8	2	1	2	3	1	-	1	1	5	214
ROBBERY & EXTORTION																	
Robbery with major assault	390	12	-	2	-	2	33	3	1	4	8	5	3	-	14	2	479
Other (incl. blackmail)	131	4	-	3	-	1	8	-	1	-	5	-	-	1	3	3	160
TOTAL Robbery & extortion	521	16	-	5	-	3	41	3	2	4	13	5	3	1	17	5	639
Fraud																	
TOTAL Fraud	84	3	1	-	2	4	9	1	-	4	5	3	2	2	1	-	121
OFFENCES AGAINST PROPERTY																	
Break enter & steal	544	10	1	2	-	2	26	4	1	11	10	2	-	1	8	1	623
Other	339	7	2	1	3	1	25	2	4	3	5	-	1	3	5	2	403
TOTAL Offences against property nec	883	17	3	3	3	3	51	6	5	14	15	2	1	4	13	3	1026
DRIVING, TRAFFIC & RELATED OFFENCES																	
TOTAL Driving, traffic & related offences	244	10	-	1	2	1	8	-	5	8	2	3	-	-	2	1	287
OTHER OFFENCES																	
Offences against enforcement of order	68	1	-	1	-	1	3	-	-	1	2	-	1	2	-	-	80
Offences relating to drugs of addiction etc.	239	11	1	2	1	19	24	7	18	6	16	2	12	8	40	1	407
Other (incl. offensive behaviour & vagrancy)	16	1	-	-	-	1	-	-	-	1	1	-	1	-	-	1	22
TOTAL Other offences	323	13	1	3	1	21	27	7	18	8	19	2	14	10	40	2	509
TOTAL ALL OFFENCES	2642	80	6	17	12	39	173	21	36	61	66	20	21	18	90	17	3319

28

TABLE 13. SENTENCED PRISONERS, NSW, 30 JUNE 1985: MOST SERIOUS OFFENCE BY SEX BY COUNTRY OF BIRTH

MOST SERIOUS OFFENCE	COUNTRY OF BIRTH														TOTAL ALL COUNTRIES		
	AUS TRALIA	NEW ZEALAND	PAPUA NEW GUINEA	OTHER OCEANIA	VIETNAM KAMPUCHEA	OTHER ASIAN	EUROPEAN COUNTRIES			YUGO SLAVIA	EUROPE WEST	EUROPE EAST	AMERICAN COUNTRIES	AFRICAN COUNTRIES		MIDDLE EAST	OTHER COUNTRIES
FEMALES																	
HOMICIDES & ASSAULTS & LIKE OFFENCES																	
Murder	9	-	-	-	-	-	-	-	-	-	1	-	-	-	-	-	10
Attempted murder	-	-	-	-	-	-	-	-	-	-	-	-	-	-	-	-	-
Conspiracy to murder	-	-	-	-	-	-	-	-	-	-	-	-	-	-	-	-	-
Manslaughter (excluding driving)	4	-	-	-	-	-	-	-	-	-	-	-	-	-	-	-	4
Major assault	-	-	-	-	-	-	-	-	-	-	-	-	-	-	-	-	-
Other (incl. kidnapping)	1	-	-	-	-	-	-	-	-	-	-	-	-	-	-	-	1
TOTAL Homicides, assault nec	14	-	-	-	-	-	-	-	-	-	1	-	-	-	-	-	15
SEXUAL & RELATED OFFENCES																	
Rape & serious sexual	-	-	-	-	-	-	-	-	-	-	-	-	-	-	-	-	-
Carnal knowledge, incest	-	-	-	-	-	-	-	-	-	-	-	-	-	-	-	-	-
Indecent assault	-	-	-	-	-	-	-	-	-	-	-	-	-	-	-	-	-
Buggery & bestiality	-	-	-	-	-	-	-	-	-	-	-	-	-	-	-	-	-
TOTAL Sexual & related offences	-	-	-	-	-	-	-	-	-	-	-	-	-	-	-	-	-
ROBBERY & EXTORTION																	
Robbery with major assault	18	-	-	-	-	-	2	-	-	-	-	-	-	-	-	-	20
Other (incl. blackmail)	3	-	-	-	-	-	1	-	-	-	-	-	-	-	-	-	4
TOTAL Robbery & extortion	21	-	-	-	-	-	3	-	-	-	-	-	-	-	-	-	24
Fraud																	
TOTAL Fraud	19	1	-	-	-	-	1	-	-	-	-	-	-	-	-	-	21
OFFENCES AGAINST PROPERTY																	
Break enter & steal	19	-	-	-	-	-	-	-	-	-	1	-	1	-	-	-	21
Other	31	-	-	-	-	-	1	-	-	-	-	-	-	-	-	-	32
TOTAL Offences against property nec	50	-	-	-	-	-	1	-	-	-	1	-	1	-	-	-	53
DRIVING, TRAFFIC & RELATED OFFENCES																	
TOTAL Driving, traffic & related offences	4	-	-	-	-	-	-	-	-	-	-	-	-	-	-	-	4
OTHER OFFENCES																	
Offences against enforcement of order	3	1	-	-	-	-	-	-	-	-	-	-	-	-	-	-	4
Offences relating to drugs of addiction etc.	25	4	-	-	-	1	2	-	-	-	2	-	1	-	7	-	42
Other (incl. offensive behaviour & vagrancy)	1	-	-	-	-	-	-	-	-	-	-	-	-	-	-	-	1
TOTAL Other offences	29	5	-	-	-	1	2	-	-	-	2	-	1	-	7	-	47
TOTAL ALL OFFENCES	137	6	-	-	-	1	7	-	-	-	4	-	2	-	7	-	164

TABLE 14. SENTENCED PRISONERS, NSW, 30 JUNE 1985: SEX BY LEGAL STATUS BY TYPE OF SENTENCE

TYPE OF SENTENCE	UNDER SENTENCE	AWAITING APPEAL	GOVERNOR'S	TOTAL SENTENCE	
	NO APPEAL CURRENT	RESULT	PLEASURE	NUMBER	%
	MALES				
Life	170	12	-	182	5.5
Governor's Pleasure	-	-	9	9	0.3
Indefinite (non-parole period specified)	1409	80	-	1489	44.9
Definite -					
Probation	619	15	-	634	19.1
(Non-parole not specified)	663	19	-	682	20.5
Fine default	58	-	-	58	1.7
Periodic detention	265	-	-	265	8.0
TOTAL MALES	3184	126	9	3319	100.0
	FEMALES				
Life	8	1	-	9	5.5
Governor's Pleasure	-	-	1	1	0.6
Indefinite (non-parole period specified)	42	8	-	50	30.5
Definite -					
Probation	44	7	-	51	31.1
(Non-parole not specified)	40	2	-	42	25.6
Fine default	3	-	-	3	1.8
Periodic detention	8	-	-	8	4.9
TOTAL FEMALES	145	18	1	164	100.0
	PERSONS				
Life	178	13	-	191	5.5
Governor's Pleasure	-	-	10	10	0.3
Indefinite (non-parole period specified)	1451	88	-	1539	44.2
Definite -					
Probation	663	22	-	685	19.7
(Non-parole not specified)	703	21	-	724	20.8
Fine default	61	-	-	61	1.7
Periodic detention	273	-	-	273	7.8
TOTAL NUMBER	3329	144	10	3483	100.0
%	95.6	4.1	0.3	100.0	

TABLE 15. SENTENCED PRISONERS, NSW, 30 JUNE 1985: ABORIGINALITY BY LEGAL STATUS BY TYPE OF SENTENCE

TYPE OF SENTENCE	UNDER SENTENCE NO APPEAL CURRENT	AWAITING APPEAL RESULT	GOVERNOR'S PLEASURE	TOTAL SENTENCE	
				NUMBER	%
ABORIGINALS/TORRES STRAIT ISLANDERS					
Life	5	-	-	5	1.8
Governor's Pleasure	-	-	-	-	-
Indefinite (non-parole period specified)	99	6	-	105	39.0
Definite -					
Probation	69	-	-	69	25.5
(Non-parole not specified)	71	3	-	74	27.4
Fine default	9	-	-	9	3.3
Periodic detention	8	-	-	8	3.0
TOTAL Aboriginals/Torres St Islanders	261	9	-	270	100.0
OTHER AND UNKNOWN					
Life	173	13	-	186	5.8
Governor's Pleasure	-	-	10	10	0.3
Indefinite (non-parole period specified)	1352	82	-	1434	44.6
Definite -					
Probation	594	22	-	616	19.2
(Non-parole not specified)	632	18	-	650	20.2
Fine default	52	-	-	52	1.6
Periodic detention	265	-	-	265	8.3
TOTAL Other and unknown	3068	135	10	3213	100.0
TOTAL PRISONERS					
Life	178	13	-	191	5.5
Governor's Pleasure	-	-	10	10	0.3
Indefinite (non-parole period specified)	1451	88	-	1539	44.2
Definite -					
Probation	663	22	-	685	19.7
(Non-parole not specified)	703	21	-	724	20.8
Fine default	61	-	-	61	1.7
Periodic detention	273	-	-	273	7.8
TOTAL NUMBER	3329	144	10	3483	100.0
%	95.6	4.1	0.3	100.0	

TABLE 16. SENTENCED PRISONERS, NSW, 30 JUNE 1985: COURT BY TYPE OF SENTENCE BY LEGAL STATUS

TYPE OF SENTENCE	LEVEL OF COURT					TOTAL SENTENCED NUMBER	%	
	SUPREME	DISTRICT	LOWER	CHILDRENS	OTHER			
		AWAITING APPEAL RESULT						
Life	12	1	-	-	-	13	9.0	
Governor's Pleasure	-	-	-	-	-	-	-	
Indefinite (non-parole period specified)	15	73	-	-	-	88	61.1	
Definite -								
Probation	1	5	16	-	-	22	15.3	
(Non-parole not specified)	1	6	13	-	1	21	14.6	
Fine default	-	-	-	-	-	-	-	
Periodic detention	-	-	-	-	-	-	-	
TOTAL Awaiting appeal result	29	85	29	-	1	144	100.0	
		NO APPEAL CURRENT						
Life	153	24	-	-	1	178	5.3	
Governor's Pleasure	-	-	-	-	-	-	-	
Indefinite (non-parole period specified)	243	1164	36	-	8	1451	43.6	
Definite -								
Probation	19	280	363	1	-	663	20.0	
(Non-parole not specified)	38	246	417	-	2	703	21.1	
Fine default	-	1	60	-	-	61	1.8	
Periodic detention	3	128	141	1	-	273	8.2	
TOTAL Other and unknown	456	1843	1017	2	11	3329	100.0	
		TOTAL						
Life	165	25	-	-	1	191	5.5	
Governor's Pleasure	9	1	-	-	-	10	0.3	
Indefinite (non-parole period specified)	258	1237	36	-	8	1539	44.2	
Definite -								
Probation	20	285	379	1	-	685	19.7	
(Non-parole not specified)	39	252	430	-	3	724	20.8	
Fine default	-	1	60	-	-	61	1.7	
Periodic detention	3	128	141	1	-	273	7.8	
TOTAL NUMBER	494	1929	1046	2	12	3483	100.0	
%	14.2	55.4	30.0	0.1	0.3	100.0		

TABLE 17(a). SENTENCED PRISONERS, HELD FOR BREACH OF PAROLE OR LICENSE, NSW, 30 JUNE 1985: MOST SERIOUS OFFENCE BY SENTENCE SERVED

MOST SERIOUS OFFENCE	SENTENCE SERVED										Unknown	TOTAL
	less than 1 month	1 to 3 months	3 to 6 months	6 to 12 months	1 to 2 years	2 to 5 years	5 to 7 years	7 to 10 years	10 to 15 years	15 years +		
MALES & FEMALES												
HOMICIDES & ASSAULTS & LIKE OFFENCES												
Murder	-	-	-	-	-	1	3	2	3	4	-	13
Attempted murder	1	-	-	-	-	-	1	-	-	-	-	2
Conspiracy to murder	-	-	-	-	-	-	-	-	-	-	-	-
Manslaughter	-	-	-	-	1	4	1	-	1	-	-	7
Major assault	2	-	-	1	3	10	1	-	-	-	-	17
Other (incl. kidnapping)	-	-	-	-	2	1	-	-	1	-	-	4
TOTAL Homicides, assault nec	3	-	-	1	6	16	6	2	5	4	-	43
SEXUAL & RELATED OFFENCES												
Rape & serious sexual	3	-	-	1	1	10	5	5	2	-	-	27
Carnal knowledge, incest	-	-	-	-	1	-	1	-	-	1	-	3
Indecent assault	-	-	-	-	-	2	-	-	-	-	-	2
Buggery & bestiality	-	-	-	-	-	1	2	1	-	-	-	4
TOTAL Sexual & related offences	3	-	-	1	2	13	8	6	2	1	-	36
ROBBERY & EXTORTION												
Robbery with major assault	10	-	-	2	21	60	14	10	6	-	-	123
Other (incl. blackmail)	-	-	-	3	4	16	2	-	2	-	-	27
TOTAL Robbery & extortion	10	-	-	5	25	76	16	10	8	-	-	150
Fraud												
Fraud	-	-	-	3	4	2	-	-	-	-	-	9
TOTAL Fraud	-	-	-	3	4	2	-	-	-	-	-	9
OFFENCES AGAINST PROPERTY												
Break enter & steal	3	2	5	5	23	38	1	1	-	-	-	78
Other	3	-	1	3	7	6	2	2	-	-	-	24
TOTAL Offences against property nec	6	2	6	8	30	44	3	3	-	-	-	102
DRIVING, TRAFFIC & RELATED OFFENCES												
TOTAL Driving, traffic & related offences	-	-	-	-	-	-	-	-	-	-	-	-
OTHER OFFENCES												
Offences against enforcement of order	1	-	1	-	-	1	1	-	-	-	-	4
Offences relating to drugs of addiction etc.	2	1	-	-	1	3	3	1	1	-	-	12
Other (incl. offensive behaviour & vagrancy)	-	-	-	-	-	-	-	-	1	-	-	1
TOTAL Other offences	3	1	1	-	1	4	4	1	2	-	-	17
TOTAL ALL OFFENCES	25	3	7	18	68	155	37	22	17	5	-	357

TABLE 17(b). SENTENCED PRISONERS, RETURNED ESCAPEES, NSW, 30 JUNE 1985: MOST SERIOUS OFFENCE BY SENTENCE SERVED

MOST SERIOUS OFFENCE	SENTENCE SERVED										Unknown	TOTAL
	less than 1 month	1 to 3 months	3 to 6 months	6 to 12 months	1 to 2 years	2 to 5 years	5 to 7 years	7 to 10 years	10 to 15 years	15 years +		
MALES & FEMALES												
HOMICIDES & ASSAULTS & LIKE OFFENCES												
Murder	-	-	-	-	-	-	2	1	7	1	-	11
Attempted murder	-	-	-	-	-	-	-	-	-	-	-	-
Conspiracy to murder	-	-	-	-	-	-	-	-	-	-	-	-
Manslaughter	-	-	-	-	-	2	1	-	-	-	-	3
Major assault	-	-	-	1	4	-	-	2	-	-	-	7
Other (incl. kidnapping)	-	-	-	-	-	2	2	-	-	-	-	4
TOTAL Homicides, assault nec	-	-	-	1	4	4	5	3	7	1	-	25
SEXUAL & RELATED OFFENCES												
Rape & serious sexual	-	-	-	-	-	-	1	-	-	-	-	1
Carnal knowledge, incest	-	-	-	-	-	-	-	-	-	-	-	-
Indecent assault	-	-	-	-	-	-	-	-	-	-	-	-
Buggery & bestiality	-	-	-	-	-	-	-	-	-	-	-	-
TOTAL Sexual & related offences	-	-	-	-	-	-	1	-	-	-	-	1
ROBBERY & EXTORTION												
Robbery with major assault	-	-	-	3	6	11	1	2	2	1	-	26
Other (incl. blackmail)	-	1	-	2	-	4	-	-	-	-	-	7
TOTAL Robbery & extortion	-	1	-	5	6	15	1	2	2	1	-	33
Fraud												
TOTAL Fraud	-	-	2	2	1	1	-	-	-	-	-	6
OFFENCES AGAINST PROPERTY												
Break enter & steal	-	1	8	15	10	6	-	1	-	-	-	41
Other	1	1	5	3	4	1	-	-	-	-	-	15
TOTAL Offences against property nec	1	2	13	18	14	7	-	1	-	-	-	56
DRIVING, TRAFFIC & RELATED OFFENCES												
TOTAL Driving, traffic & related offences	-	-	-	-	-	-	-	-	-	-	-	-
OTHER OFFENCES												
Offences against enforcement of order	-	-	2	-	1	-	-	-	-	-	-	3
Offences relating to drugs of addiction etc.	-	-	-	1	2	1	-	-	-	-	-	4
Other (incl. offensive behaviour & vagrancy)	-	-	-	-	-	-	-	-	-	-	-	-
TOTAL Other offences	-	-	2	1	3	1	-	-	-	-	-	7
TOTAL ALL OFFENCES	1	3	17	27	28	28	7	6	9	2	-	128

TABLE 17(c). SENTENCED PRISONERS, COMBINED BREACH OF PAROLE/LICENSE/ESCAPE, 30 JUNE 1985: MOST SERIOUS OFFENCE BY SENTENCE SERVED

MOST SERIOUS OFFENCE	SENTENCE SERVED											TOTAL
	less than 1 month	1 to 3 months	3 to 6 months	6 to 12 months	1 to 2 years	2 to 5 years	5 to 7 years	7 to 10 years	10 to 15 years	15 years +	Unknown	
MALES & FEMALES												
HOMICIDES & ASSAULTS & LIKE OFFENCES												
Murder	-	-	-	-	-	-	-	2	-	1	-	3
Attempted murder	-	-	-	-	-	-	-	-	-	-	-	-
Conspiracy to murder	-	-	-	-	-	-	-	-	-	-	-	-
Manslaughter	-	-	-	-	-	1	1	-	-	1	-	3
Major assault	-	-	-	-	-	5	-	3	-	-	-	8
Other (incl. kidnapping)	-	-	-	-	-	-	1	-	-	-	-	1
TOTAL Homicides, assault nec	-	-	-	-	-	6	2	5	-	2	-	15
SEXUAL & RELATED OFFENCES												
Rape & serious sexual	-	-	-	-	-	5	3	1	1	-	-	10
Carnal knowledge, incest	-	-	-	-	-	-	-	-	-	-	-	-
Indecent assault	-	-	-	-	-	-	-	-	-	-	-	-
Buggery & bestiality	-	-	-	-	-	-	-	-	1	-	-	1
TOTAL Sexual & related offences	-	-	-	-	-	5	3	1	2	-	-	11
ROBBERY & EXTORTION												
Robbery with major assault	1	-	1	-	2	12	16	14	2	1	-	49
Other (incl. blackmail)	-	-	-	-	1	7	5	3	2	-	-	18
TOTAL Robbery & extortion	1	-	1	-	3	19	21	17	4	1	-	67
Fraud												
TOTAL Fraud	-	-	-	-	-	2	1	-	1	-	-	4
OFFENCES AGAINST PROPERTY												
Break enter & steal	3	-	-	1	6	23	2	4	-	-	-	39
Other	2	-	-	-	2	6	2	-	2	-	-	14
TOTAL Offences against property nec	5	-	-	1	8	29	4	4	2	-	-	53
DRIVING, TRAFFIC & RELATED OFFENCES												
TOTAL Driving, traffic & related offences	-	-	-	-	-	-	-	-	-	-	-	-
OTHER OFFENCES												
Offences against enforcement of order	-	-	-	-	1	-	1	-	-	-	-	2
Offences relating to drugs of addiction etc.	-	-	-	-	-	-	-	-	1	-	-	1
Other (incl. offensive behaviour & vagrancy)	-	-	-	-	-	-	-	-	-	-	-	-
TOTAL Other offences	-	-	-	-	1	-	1	-	1	-	-	3
TOTAL ALL OFFENCES	6	-	1	1	12	61	32	27	10	3	-	153

35

TABLE 18. UNSENTENCED PRISONERS, NSW, 30 JUNE 1985: MOST SERIOUS OFFENCE AND TIME SERVED

MOST SERIOUS OFFENCE	TIME HELD (MONTHS)															TOTAL	
	Under 1	1 and under 2	2 and under 3	3 and under 4	4 and under 5	5 and under 6	6 and under 7	7 and under 8	8 and under 9	9 and under 10	10 and under 11	11 and under 12	12 and under 14	14 and under 16	16 and under 18		18 or more
MALES																	
HOMICIDES & ASSAULTS & LIKE OFFENCES																	
Murder	2	4	1	4	3	2	4	4	6	35	-	-	-	-	-	2	67
Attempted murder	4	3	1	1	4	-	-	1	-	-	-	-	1	-	-	1	16
Conspiracy to murder	1	-	-	-	-	-	-	-	-	-	-	-	-	-	-	-	1
Manslaughter	1	-	-	-	-	-	1	-	-	-	-	-	-	-	-	-	1
Major assault	13	3	2	2	2	2	-	1	-	1	-	-	2	-	-	-	28
Other (incl. kidnapping)	10	2	3	4	-	6	1	-	-	-	-	1	-	-	-	-	27
TOTAL Homicides, assault nec	31	12	7	11	9	10	6	6	6	36	-	1	2	1	-	4	142
SEXUAL & RELATED OFFENCES																	
Rape & serious sexual	-	3	3	-	2	2	1	-	-	-	-	-	1	1	1	-	14
Carnal knowledge, incest	-	-	1	-	-	-	-	-	-	-	-	-	-	-	-	-	1
Indecent assault	3	-	-	1	1	-	-	-	-	-	-	-	-	-	-	-	5
Buggery & bestiality	-	-	-	-	-	-	-	-	-	-	-	-	-	-	-	-	-
TOTAL Sexual & related offences	3	3	4	1	3	2	1	-	-	-	-	-	1	1	1	-	20
ROBBERY & EXTORTION																	
Robbery with major assault	17	16	12	2	5	6	6	4	4	2	1	1	2	-	2	5	85
Other (incl. blackmail)	17	5	4	3	2	1	1	-	1	-	-	-	-	-	-	1	35
TOTAL Robbery & extortion	34	21	16	5	7	7	7	4	5	2	1	1	2	-	2	6	120
Fraud																	
TOTAL Fraud	6	4	5	5	1	1	-	-	-	-	-	-	-	-	-	-	22
OFFENCES AGAINST PROPERTY																	
Break enter & steal	26	20	8	5	8	2	-	-	-	-	-	2	-	-	-	-	71
Other	29	9	4	3	1	1	-	-	2	-	-	-	-	-	-	1	50
TOTAL Offences against property nec	55	29	12	8	9	3	-	-	2	-	-	2	-	-	-	1	121
DRIVING, TRAFFIC & RELATED OFFENCES																	
TOTAL Driving, traffic & related offences	4	-	-	-	1	-	-	-	-	-	-	-	-	-	-	-	5
OTHER OFFENCES																	
Offences against enforcement of order	5	2	-	1	-	-	-	-	-	-	1	-	-	-	-	-	9
Offences relating to drugs of addiction etc.	45	21	18	5	11	3	4	8	5	5	2	2	4	2	-	1	136
Other (incl. offensive behaviour & vagrancy)	6	1	-	-	1	-	1	1	-	-	-	-	-	-	-	3	13
TOTAL Other offences	56	24	18	6	12	3	5	9	5	5	3	2	4	2	-	4	158
TOTAL ALL OFFENCES	189	93	62	36	42	26	19	19	18	43	4	6	9	4	3	15	588

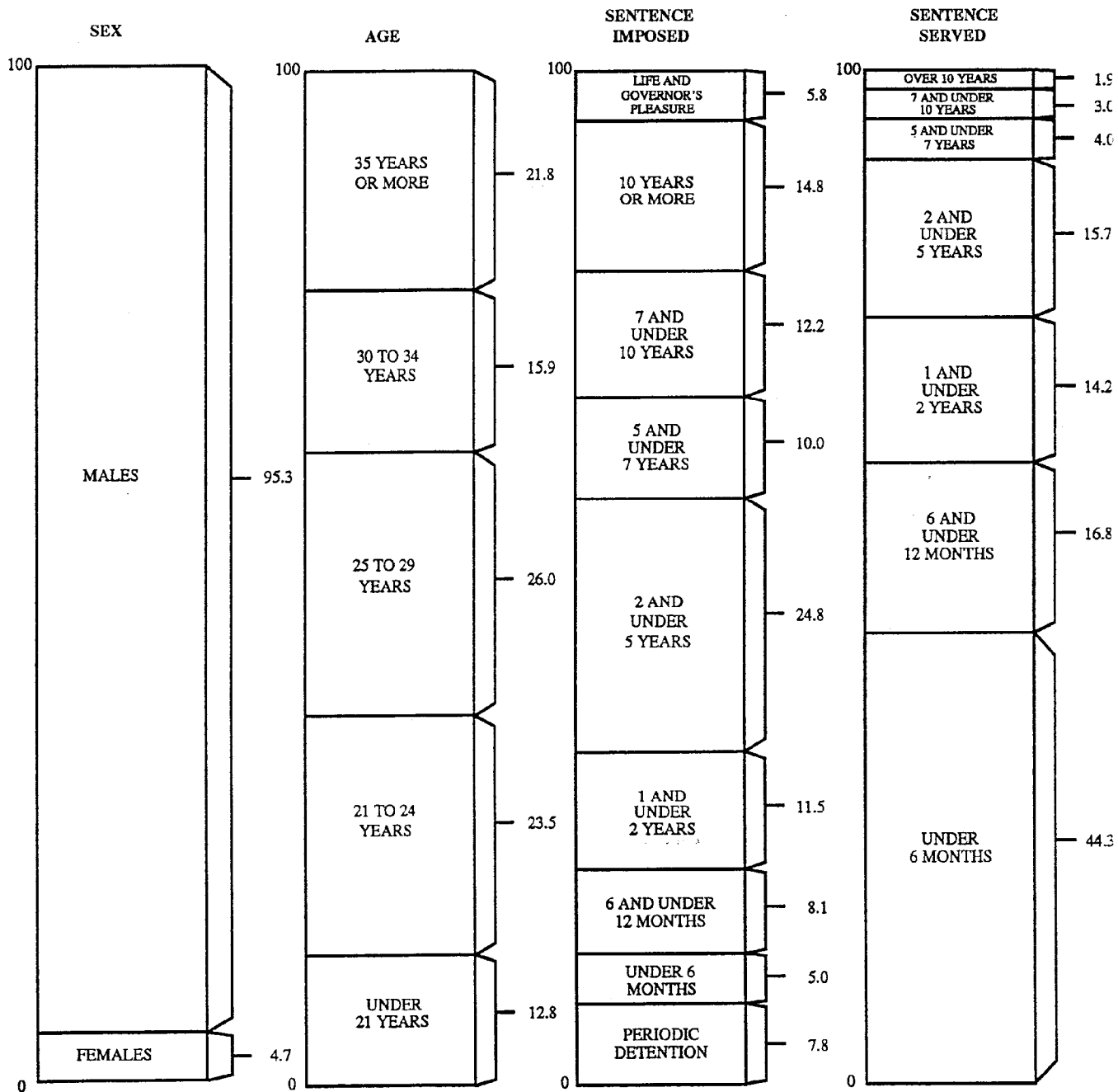
TABLE 18(cont). UNSENTENCED PRISONERS, NSW, 30 JUNE 1985: MOST SERIOUS OFFENCE AND TIME SERVED

MOST SERIOUS OFFENCE	TIME HELD (MONTHS)														TOTAL	
	Under 1	1 and 2 under	2 and 3 under	3 and 4 under	4 and 5 under	5 and 6 under	6 and 7 under	7 and 8 under	8 and 9 under	9 and 10 under	10 and 11 under	11 and 12 under	12 and 14 under	14 and 16 under		16 and 18 under
FEMALES																
HOMICIDES & ASSAULTS & LIKE OFFENCES																
Murder	-	2	1	1	1	1	-	-	-	-	-	-	-	-	-	6
Attempted murder	1	-	-	-	-	-	-	-	-	-	-	-	-	-	-	1
Conspiracy to murder	-	-	-	-	-	-	-	-	-	-	-	-	-	-	-	-
Manslaughter	-	-	-	-	-	-	-	-	-	-	-	-	-	-	-	-
Major assault	-	1	2	-	-	-	-	-	-	-	-	-	-	-	-	3
Other (incl. kidnapping)	-	-	1	-	-	-	-	-	-	-	-	-	-	-	-	1
TOTAL Homicides, assault nec	1	3	4	1	1	1	-	-	-	-	-	-	-	-	-	11
SEXUAL & RELATED OFFENCES																
Rape & serious sexual	-	-	-	-	-	-	-	-	-	-	-	-	-	-	-	-
Carnal knowledge, incest	-	-	-	-	-	-	-	-	-	-	-	-	-	-	-	-
Indecent assault	-	-	-	-	-	-	-	-	-	-	-	-	-	-	-	-
Buggery & bestiality	1	-	-	-	-	-	-	-	-	-	-	-	-	-	-	1
TOTAL Sexual & related offences	1	-	-	-	-	-	-	-	-	-	-	-	-	-	-	1
ROBBERY & EXTORTION																
Robbery with major assault	-	-	-	1	-	-	-	-	-	-	-	-	-	-	-	1
Other (incl. blackmail)	-	2	-	-	-	-	-	-	-	-	-	-	-	-	-	2
TOTAL Robbery & extortion	-	2	-	1	-	-	-	-	-	-	-	-	-	-	-	3
Fraud																
TOTAL Fraud	2	-	-	-	-	-	-	-	1	-	-	-	-	-	-	3
OFFENCES AGAINST PROPERTY																
Break enter & steal	2	-	-	-	-	-	-	-	-	-	-	-	-	-	-	2
Other	5	1	-	-	1	-	1	-	-	-	-	-	-	-	-	8
TOTAL Offences against property nec	7	1	-	-	1	-	1	-	-	-	-	-	-	-	-	10
DRIVING, TRAFFIC & RELATED OFFENCES																
TOTAL Driving, traffic & related offences	-	-	-	-	1	-	1	-	-	-	-	-	-	-	-	2
OTHER OFFENCES																
Offences against enforcement of order	1	-	-	-	-	-	-	-	-	-	-	-	-	-	-	1
Offences relating to drugs of addiction etc.	5	1	3	1	-	-	1	1	-	-	1	-	-	-	-	13
Other (incl. offensive behaviour & vagrancy)	-	-	-	-	-	-	-	-	-	-	-	-	-	-	-	-
TOTAL Other offences	6	1	3	1	-	-	1	1	-	-	1	-	-	-	-	14
TOTAL ALL OFFENCES	17	7	7	3	3	1	3	1	-	1	-	1	-	-	-	44

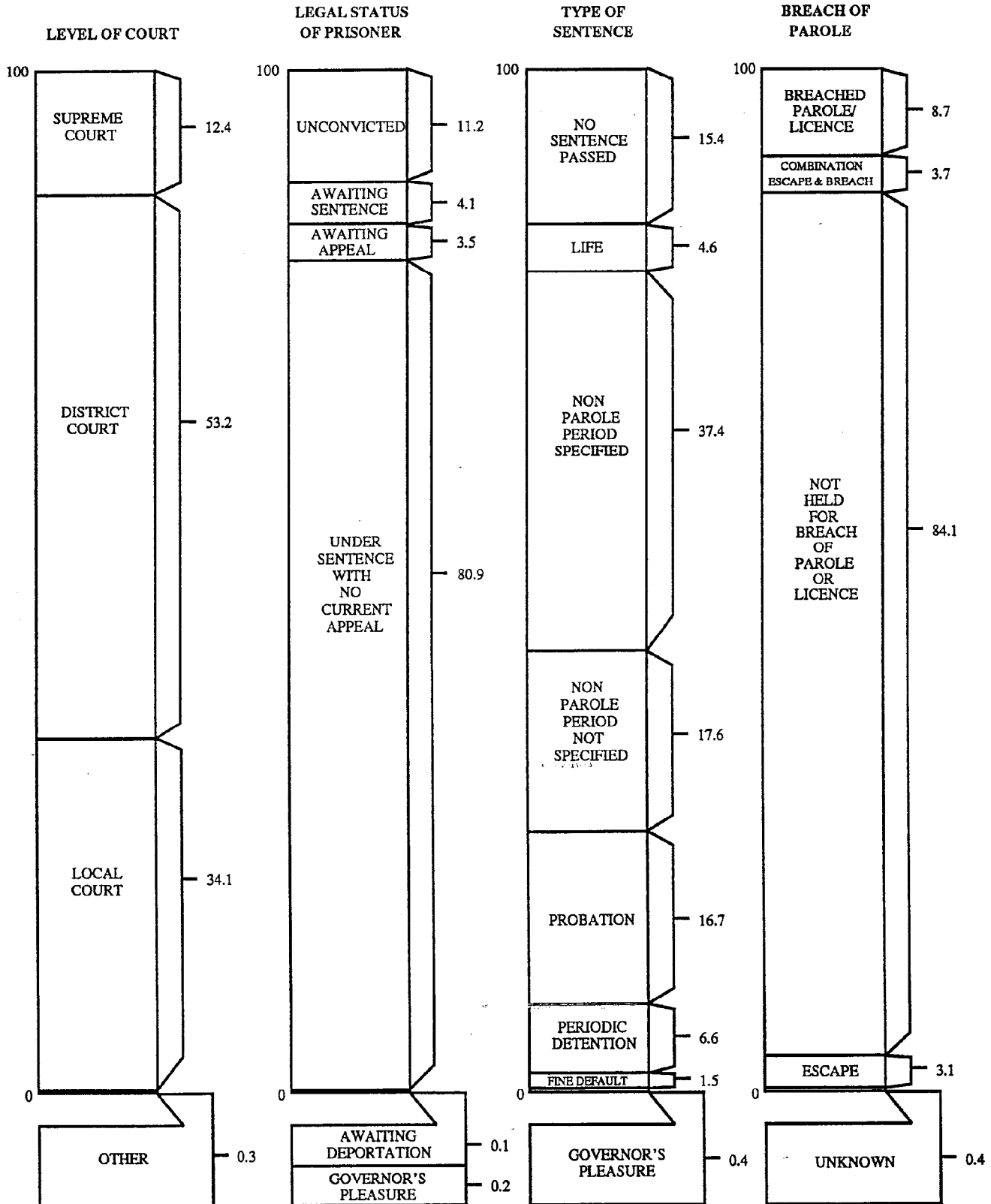
TABLE 19. UNSENTENCED PRISONERS, NSW, 30 JUNE 1985: LEGAL STATUS BY ABORIGINALITY & LEVEL OF COURT

	Unconvicted	Convicted awaiting sentence	Number	TOTAL %
ABORIGINALITY & LEVEL OF COURT				
Aboriginality of Torres Strait Islander	23	11	34	5.4
Not Aboriginal/Torres Strait Islander	428	156	584	92.4
Unknown	11	3	14	2.2
TOTAL	462	170	632	100.0
LEVEL OF COURT				
Supreme	16	2	18	2.9
District	240	20	260	41.1
Lower	206	148	354	56.0
TOTAL	462	170	632	100.0

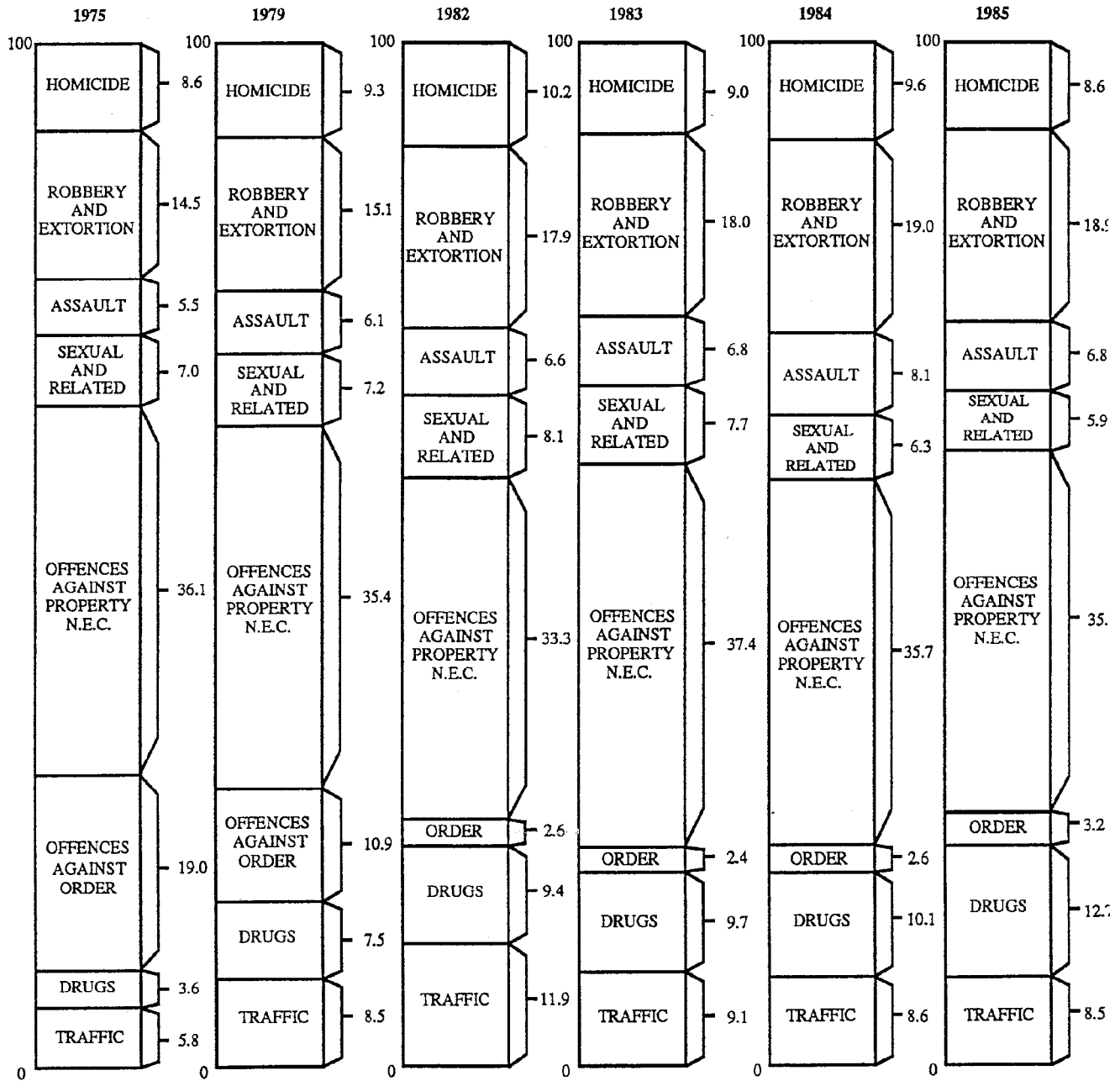
**GRAPHIC SUMMARY OF PARTICULARS RELATING TO PERSONS
HELD WITH A SENTENCE PASSED AT 30 JUNE 1985. N.S.W.
(per cent of total persons held in custody with a sentence passed)**



**GRAPHIC SUMMARY OF
CHARACTERISTICS OF PRISONERS - 30 JUNE 1985. N.S.W.**



**GRAPHIC SUMMARY OF OFFENCE TYPES FOR PERSONS HELD IN
CUSTODY UNDER SENTENCE AT 30 JUNE FOR SELECTED YEARS. N.S.W.**
(per cent of total persons held in custody under sentence)



NATIONAL PRISON CENSUS - 30TH JUNE 1985

(Receival Number)

N.S.W. DATA COLLECTION FORM

//

PART 1 - GENERAL INFORMATION (FROM DESCRIPTION SHEET)

1 SURNAME: _____
 GIVEN NAMES: _____

2 RECEIVAL NUMBER: (Office use only) 1 2 3 4 5 6 7 8

3 INSTITUTION: _____ 9 10

4 SEX: 1. Male 2. Female 11

5 LOCATION OF LAST KNOWN ADDRESS: _____
 (Full address if in N.S.W. - otherwise State or Country) 12 13 14

6. STATE/COUNTRY OF BIRTH. Write country here _____

101 N.S.W.	001 ENGLAND	045 IRAN	014 FRANCE	
102 VICTORIA	002 SCOTLAND	046 IRAQ	015 GERMANY	
103 QUEENSLAND	003 WALES	052 LEBANON	016 GREECE	15 16 17
104 SOUTH AUSTRALIA	004 IRELAND, NORTHERN	058 SYRIA	017 HUNGARY	<input type="checkbox"/> <input type="checkbox"/> <input type="checkbox"/>
105 WESTERN AUSTRALIA	005 IRELAND, UNDEFINED	062 TURKEY	018 ITALY	
106 TASMANIA			021 MALTA	
107 NORTHERN TERRITORY				
108 A.C.T.	093 NEW ZEALAND	042 HONG KONG	032 YUGOSLAVIA	
109 AUSTRALIA (unspecified)	095 PAPUA NEW GUINEA	999 UNKNOWN		

**** SEE MANUAL FOR FULL LISTING OF COUNTRIES TO USE. ****

7 DATE OF BIRTH: _____
 If the day / month / year of birth is unknown code "99" in appropriate place - e.g. - 18 19 20 21 22 23

9 9 9 9 9 9
d d m m y y

8 MARITAL STATUS AT RECEIVAL: _____

1. Never married	3. Separated (not divorced)	5. Widowed	24
2. Then married/de facto	4. Divorced	6. Unknown	<input type="checkbox"/>

9 ABORIGINALITY: _____

1. Aboriginal or Torres Strait Islander	2. Non Aboriginal	25
9. Unknown/not stated		<input type="checkbox"/>

10 KNOWN PRIOR ADULT IMPRISONMENT: _____

Is the prisoner known to have previously been imprisoned under sentence in a gazetted prison? Prior sentence of periodic/weekend detention to be regarded as prior imprisonment.

1. Yes	2. No	9. Unknown/not stated	26
			<input type="checkbox"/>

11 CURRENT CLASSIFICATION OF PRISONER: _____

1. A1	3. B	4. C1	7. Remand/Trial	
2. A2		5. C2	8. Other	
		6. C3	9. Not known	27
				<input type="checkbox"/>

(Question 15)

LEVEL AND STATE OF COURT OF SENTENCE, OR OF MOST RECENT REMAND IN CUSTODY:

- Note:
- a. Where an episode comprises order/sentences of various levels of court, select the level and state of court appropriate to the most serious matter.
 - b. Appeal courts should be recorded only where such courts have altered the length of sentence.
 - c. For prisoners not under sentence record the level and state at which most recently remanded in custody.

MOST SERIOUS OFFENCE - INSTRUCTIONS (Question 14)

These instructions explain how to choose the most serious offence where there is more than one offence. The offence codes are in the coding manual.

NOTE: Even if the choice of the Most Serious Offence is relatively straightforward, it is still necessary to both WRITE the offence in the space provided and CODE the one Most Serious Offence in the boxes provided.

FIRST decide whether a sentence has been passed for any offence. If a sentence has been passed ignore any undecided appeal.

Consider all offences in the episode since first receipt, including offences for which sentence has expired.

WHERE no sentence has been passed, choose the offence with the lowest code number.

WHERE sentence has been passed choose the offence with the longest sentence for a single count.

WHERE equal sentences have been passed for more than one type of offence, code the offence with the lowest code number.

WHERE the prisoner was in breach of parole or licence, consider all offences and sentences since receipt before release on parole.

WHERE a prisoner on remand or awaiting trial is serving time in default of fine(s), and has no other sentence, choose the offence with the greatest monetary value. If the value is equal for different offences, choose the offence with the lowest code.

WHERE the same sentence has been given for more than one offence, write in each offence and sentence in the spaces provided.

IF unsure which offence to code, write in each possible choice and its sentence (if any) in the spaces provided.

A life sentence is treated as longer than detention at the Governor's Pleasure, and both life and G.P. as longer than any other sentence.

The act of attempting, conspiring, or inciting others to commit a crime, aiding in the commission of a crime, or participating as an accessory before the fact to a crime, should be classified to the offence group to which the crime itself belongs. Separate groups have been provided, however, for Attempted Murder and Conspiracy to Murder. Accessory after the fact is included in Group 500 under Offences Against Enforcement of Order.

NOTE: Where a prisoner has had parole or licence revoked, or been recaptured after escape, the one episode could include two (or more) periods actually in prison.

A detailed example of this is provided in the Census Manual.

PART II - RECEPTION INFORMATION (FROM DESCRIPTION CARD)

12 DATE OF MOST RECENT RECEIVAL:

The date when the prisoner was last physically received into gazetted prison. Ignore straight transfers. If prisoner is in Breach of Parole/License or an Escapee - then record the date of receipt after the breach.

28	29	30	31	32	33
<input type="text"/>	<input type="text"/>	<input type="text"/>	<input type="text"/>	<input type="text"/>	<input type="text"/>
d	d	m	m	y	y

13 BREACH OF PAROLE/LICENSE/ESCAPE: Is prisoner in for breach of parole, post prison probation, license or escape? (Breaches of recognizance or Community Service Orders NOT to be counted)

BOF

- | | | |
|---------------------------------------|------------|--------------------|
| 1. <u>NOT</u> B.O.P./Escapee/Licensee | 3. License | 5. B.O.P. + Escape |
| 2. In for B.O.P. | 4. Escape | 6. B.O.L. + Escape |
| | 9. Unknown | |

34
<input type="text"/>

If prisoner is in on breach of parole/license/escape

(a) Code date of first receipt

(b) Code total "time at large" (years, months, days)

35	36	37	38	39	40
<input type="text"/>	<input type="text"/>	<input type="text"/>	<input type="text"/>	<input type="text"/>	<input type="text"/>
d	d	m	m	y	y

41	42	43	44	45	46
<input type="text"/>	<input type="text"/>	<input type="text"/>	<input type="text"/>	<input type="text"/>	<input type="text"/>
years	months	months		days	days

14 MOST SERIOUS OFFENCE: (See instructions - if unsure write all possibilities (Write in: offence(s), code it) one per line)

1. _____
2. _____
3. _____

47	48	49
<input type="text"/>	<input type="text"/>	<input type="text"/>

15 LEVEL AND STATE OF COURT OF SENTENCE, OR OF MOST RECENT REMAND IN CUSTODY:

- | | |
|-----------------------------|-------------------------|
| Level: 1 - Supreme Court | 4 - Children's Court |
| 2 - District Court | 5 - Other (eg. Federal) |
| 3 - Court of Petty Sessions | 6 - Unknown |

50
<input type="text"/>

- | | | | |
|-------------------|----------|----------|----------|
| State: 1 - N.S.W. | 3 - QLD. | 5 - W.A. | 7 - N.T. |
| 2 - VIC. | 4 - S.A. | 6 - TAS. | 8 - ACT. |

51
<input type="text"/>

16. FEDERAL OFFENCE/CHARGE. Is any offence or charge of FEDERAL/COMMONWEALTH origin?

SELECT FROM ALL OFFENCES/CHARGES, WHETHER CONVICTED, SENTENCED OR NOT.

- | | |
|--------|-------|
| 1. YES | 2. NO |
|--------|-------|

52
<input type="text"/>

➔ IF YES THEN WAS THE MOST SERIOUS OFFENCE/CHARGE THE FEDERAL OFFENCE/CHARGE?

- | | |
|-------|-------|
| 1 YES | 2. NO |
|-------|-------|

53
<input type="text"/>

17 LEGAL STATUS OF PRISONER AT CENSUS DATE:

- | | | |
|------|---|------------------------------------------------------------------------------------|
| Code | 1 | Under sentence: no appeal current |
| | 2 | Awaiting result of appeal against verdict or sentence |
| | 3 | Detained as unfit to plead, not guilty on grounds of insanity, Governor's Pleasure |

IF ANY OF THESE CODES ARE USED CONTINUE ON WITH PART III

- | | |
|---|-------------------------------------------------|
| 4 | Unconvicted: awaiting court/hearing extradition |
| 5 | Convicted but awaiting sentence |
| 6 | Awaiting deportation |
| 9 | Unknown/Not Stated |

IF ANY OF THESE CODES ARE USED STOP HERE

54
<input type="text"/>

PART III - SENTENCE INFORMATION (ONLY COMPLETED FOR PRISONERS WITH LEGAL STATUS 1, 2 OR 3)

18 OUTSTANDING CHARGES:

Are there any other charges to be determined by the courts?

Code: 1 - Yes 2 - No 9 - Unknown

55

19 AGGREGATE SENTENCE:

The longest period that the person may be detained for under sentence - ie, the total sentence imposed by the courts.

Note: the aggregate sentence is to include any sentences gained during/for breach.

P.D.C.'s counted as number of weekends
 Code 88 88 88 88 for Lifers or G.P.s
 Code 99 99 99 99 if actual sentence is unknown

	56	57	58	59	60	61	62	63
	<input type="checkbox"/>	<input type="checkbox"/>	<input type="checkbox"/>	<input type="checkbox"/>	<input type="checkbox"/>	<input type="checkbox"/>	<input type="checkbox"/>	<input type="checkbox"/>
	years		months		days		weekends	

20 DATE (AGGREGATE) SENTENCE COMMENCED:

If any person is a B.O.P./Escapee/Licensee, date is date sentence commenced for original sentence.

	64	65	66	67	68	69
	<input type="checkbox"/>	<input type="checkbox"/>	<input type="checkbox"/>	<input type="checkbox"/>	<input type="checkbox"/>	<input type="checkbox"/>
	d	y	m	m	y	y

21 DATE NON PAROLE PERIOD COMMENCED:

If any person a B.O.P./Escapee/Licensee, record date for original sentence.

	70	71	72	73	74	75
	<input type="checkbox"/>	<input type="checkbox"/>	<input type="checkbox"/>	<input type="checkbox"/>	<input type="checkbox"/>	<input type="checkbox"/>
	d	d	m	m	y	y

22 TYPE OF SENTENCE FOR AGGREGATE SENTENCE:

Codes:	<u>Indeterminate</u>	<u>Indefinite</u>	<u>Definite</u>
	1. Life	3. Non-Parole Period specified	4. Non-Probation Period specified
	2. Governor's Pleasure		5. No Non-Parole Period Specified
		9. Unknown	6. Fine default only
			7. Periodic/weekend detention

76

23 POSSIBLE DATES OF RELEASE:

Code 77 77 77 for not applicable

Code 88 88 88 for Lifers or Governor's Pleasure

Code 99 99 99 for unknown.

Non-Probation Period Expiry Date (less remissions)

	77	78	79	80	81	82
	<input type="checkbox"/>	<input type="checkbox"/>	<input type="checkbox"/>	<input type="checkbox"/>	<input type="checkbox"/>	<input type="checkbox"/>

Non-Parole Period Consideration date (less remissions)

	83	84	85	86	87	88
	<input type="checkbox"/>	<input type="checkbox"/>	<input type="checkbox"/>	<input type="checkbox"/>	<input type="checkbox"/>	<input type="checkbox"/>

Remission date

	89	90	91	92	93	94
	<input type="checkbox"/>	<input type="checkbox"/>	<input type="checkbox"/>	<input type="checkbox"/>	<input type="checkbox"/>	<input type="checkbox"/>
	d	d	m	m	y	y

	95	96	97
	<input type="checkbox"/>	<input type="checkbox"/>	<input type="checkbox"/>

APPENDIX 2
New South Wales Classification of Offences and of Care and Protection Orders for Children (Second Revision)

Code	Offence
1.	<i>Homicides, Assaults and Like Offences</i>
100	Murder, Accessory before the fact to murder
101	Attempted murder
110	Conspire to commit murder
120	Manslaughter (other than by driving)
	Assaults, Not elsewhere classified:
130	Major assault – e.g. malicious wounding, A.O.A.B.H. – G.B.H.
140	Minor assault – e.g. assault police/child/female/common
150	Assault of unspecified nature
	Acts endangering life or likely to cause serious bodily harm, not elsewhere classified:
160	Endangering person on railways
161	Arson of building or vehicle, person therein
169	Other
170	Cruelty to or neglect (including abandonment) of children
180	Abduction and kidnapping
182	Procuring an abortion
199	Other
2.	<i>Sexual and Related Offences</i>
200	Rape – e.g. ravish, carnally know.
201	Attempted rape – e.g. assault intent rape
202	Grievous Bodily Harm with intent to have sexual intercourse
203	Grievous Bodily Harm intent to have sexual intercourse with third person, present or nearby
204	Actual Bodily Harm threaten/intent to have sexual intercourse
205	A.B.H. threaten/intent to have sexual intercourse with third person
206	Sexual intercourse without consent with person 16 yrs of age or over
207	Sexual intercourse without consent with person under 16 yrs
210	Incest – e.g. carnal knowledge daughter 16-17, attempt
	Unlawful sexual intercourse with a female, not elsewhere classified:
211	Under 10 yrs of age – e.g. carnal knowledge, assault intent carnal knowledge
219	Other carnal knowledge
220	Indecent assault on a female
221	Indecent assault on person or act of indecency (Section 61)
230	Buggery and bestiality
240	Indecent assault on or act with male excluding buggery
250	Procuring or soliciting male for commission of unnatural act
	Prostitution and related offences:
260	Soliciting or loitering by prostitute
261	Procuring
269	Other
299	Other (incl. Necrophilia)
3.	<i>Robbery and Extortion</i>
	Robbery:
300	With major assault – (eg Armed Robbery)
310	With minor assault – (eg Assault and Rob)
319	Unspecified whether major or minor assault – e.g. conspiracy to robbery
320	Extortion – e.g. demand money or property with menace
321	Blackmail
4.	<i>Fraud</i>
330	Offences against the currency
335	Forgery and uttering, not elsewhere contained
338	Passing valueless cheques
340	Fraud, not elsewhere contained – e.g. false pretences, imposition
5.	<i>Offences Against Property, not elsewhere counted</i>
350	Misappropriation – e.g. embezzlement
360	Break, enter and steal
	Larceny of vehicles or boats (including illegal use):
370	Larceny of boats
373	Larceny of motor vehicles
375	Larceny of other vehicles
377	Steal from the person
379	Stealing, not elsewhere contained – e.g. larceny
380	Unlawful possession of property – e.g. goods in custody
385	Receiving
	Injury to property (intentional or reckless):
390	Injury to animals
395	Arson (person not therein)
399	Other
6.	<i>Driving, Traffic and Related Offences</i>
	Driving offences occasioning:
400	Death
405	Injury
	Driving offences, not elsewhere contained:
410	Driving under the influence of alcohol or drugs
411	Aid and abet driving under influence of alcohol or drugs
412	Refuse breath test or analysis for alcohol
415	Dangerous driving
420	Negligent driving
431	Failing to stop after an accident
439	Other
	Licence offences – associated with driving:
440	Driving whilst licence suspended etc.
441	Driving without a licence
445	Fail to carry licence or otherwise part with licence
449	Other – including fraudulently applying for or obtaining a licence whilst disqualified
450	Offences relating to road-worthiness of vehicle
460	Offences relating to transport of goods by road
470	Registration and insurance offences
480	Parking offences
490	Offences by pedestrians
499	Other offences

Code	Offence
7.	<i>Offences Against Enforcement of Order</i>
500	Accessory after the fact
510	Breach of conditions of release or recognizance
515	Bail offences
520	Contempt of court – e.g. fail to comply with court order/community service order
521	Escape from lawful custody – e.g. fail to report to P.D.C.
522	Fail to comply with maintenance order
530	Perjury, bribery and like offences
540	Resisting arrest or incite thereto
550	Treason or sedition
560	Trespassing and like offences
570	Unlawful assembly and related offences
598	Pronounced to be habitual criminal
599	Other
8.	<i>Offences against laws relating to 'drug taking' (including Child Welfare Act)</i>
600	Use, etc. or possession
610	Obtaining by forgery or false representation
620	Selling
630	Importing or exporting
635	Making – e.g. cultivate
640	Other
9.	<i>Other Offences</i>
649	Offences relating to sale, possession, etc. of poisons and restricted substances, not elsewhere contained
	Offensive behaviour and related offences:
650	Drunkenness
651	Language, obscene, threatening or abusive
659	Other
660	Found with intent to commit an offence, not elsewhere contained
661	Consorting
662	Vagrancy
670	Environmental offences
680	Betting and gaming offences
681	Bigamy
682	Evade fare
683	Offences against liquor laws
684	Unlawful importation or exportation of goods, not elsewhere contained
	Unlawful possession of weapons, etc. and related offences:
685	Pistols and firearms
687	Other weapons or dangerous articles
689	Other
698	Prohibited migrant
699	Other
10.	<i>Orders Relating to the Care and Protection of Children</i>
	Orders arising from neglect of child:
	Destitute or homeless:
700	No fixed place of abode
705	Destitute
710	Exposed to moral danger
	Unfit guardianship:
720	Improper
721	Incompetent
739	Other orders arising from neglect of child
	Orders arising from the conduct of child:
740	Absconding from custody
750	Breach of probation conditions
760	Truancy
770	Uncontrollable
790	Drug involvement – proceedings under Child Welfare Act
799	Other orders arising from conduct of child
999	Not known